



solostove.com



Runner Fire Bowl

INSTRUCTIONS FOR USE




WARNING!

FLAMMABLE!

EYE IRRITANT!

SKIN IRRITANT!




Step 1: Unpack and insert the runner burner into the concrete body.




Step 2: Use the spout to pour ethanol into the chamber, up to .5 liters. Do not exceed the max fill line.



Step 3: Using a long lighter (not included), to ignite the liquid fuel by putting the flame in contact with the reservoir.



Step 4: Allow 10 minutes for the flame to reach full burn.



Step 5: To extinguish the flame, place the snuffer tool on top of the burn area and snuff out the flame.

Never add fuel to burning flame: Extinguish completely and wait 5 minutes to cool before refilling or relighting. Once the Runner Fire Bowl is cool, follow ignition procedures.

YOUR SAFETY IS VERY IMPORTANT - PLEASE READ

PLEASE USE PROPERLY AND FOLLOW INSTRUCTIONS – FAILURE TO DO SO MAY RESULT IN PROPERTY DAMAGE, INJURY, OR DEATH

CHOOSING WHERE TO USE: Set your fire bowl on a level surface. Do not place the fire bowl under flammable objects such as umbrellas, awnings, drapery or near combustible items such as wood structures, fuel, clothing, or dried vegetation. Do not handle the Runner Fire Bowl while the fuel is burning.

PROPER FUEL USE: Use only Solo Stove Smokeless Fuel. Dispose or recycle bottle after use – do not refill bottle.

PROPER PRODUCT USE

- Do not smoke near fuel
 - Store away from open flames such as pilot lights of any object that sparks
 - Do not touch or move device while flames are present
 - Allow device to cool completely before handling
 - Do not refill the bottle. Proper performance with other gel fuels cannot be assured
 - KEEP OUT OF REACH OF CHILDREN AND PETS
 - Only use an extended lighter or long fireplace match to ignite gel fuel
 - Do not mix fuel with any other substance
- Never leave burning device unattended**

FIRST AID TREATMENT:

Fuel contains Ethyl alcohol. If swallowed, call a Poison Control Center at 800-222-1222, 911, hospital or doctor immediately. If swallowed, dilute by drinking sufficient water.

DO NOT INDUCE VOMITING.

- If fuel spills on skin, immediately wash with soap and water
- If fuel gets in eyes, rinse with cool water
- If inhaled, move into fresh air immediately
- If fuel spills on clothes, remove as soon as possible and wash
- If fuel symptoms from exposure persist, consult a doctor immediately

Active ingredients: Ethyl alcohol. This product has not been registered by the US EPA.