

Morningstar MPS – Passive Range

Monthly Factsheets

For Professional Clients only

Morningstar Investment Management Europe Ltd
1 Oliver's Yard,
55-71 City Road,
London
EC1Y 1HQ
Tel: +44 (0) 20 3107 2930
Fax: +44 (0) 20 3107 0001
Web: <https://mp.morningstar.com>
Email: UKManagedPortfolios@morningstar.com

Cautious Passive Portfolio

Factsheet 31/05/2022



Investment Objective

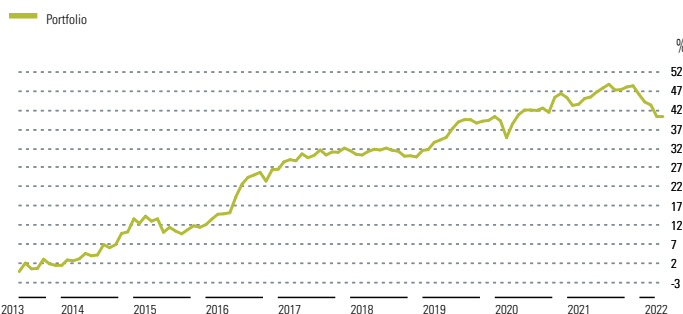
The Cautious Portfolio aims to provide some capital growth whilst focusing on capital preservation over the short to medium term. The portfolio is actively managed primarily investing in passive funds within the core asset classes of equity and fixed income, with a notable bias towards more defensive assets. Smaller positions in alternative asset classes may be included for diversification purposes. We set a maximum equity weighting of 30% for this risk profile.

Portfolio Details

Minimum Investment	Platform dependent
Inception/Launch date	01 July 2013
Investment Manager	Morningstar Investment Management Europe Ltd
Annual Management Charge	0.20%

Investment Growth

Time Period: 01/07/2013 to 31/05/2022



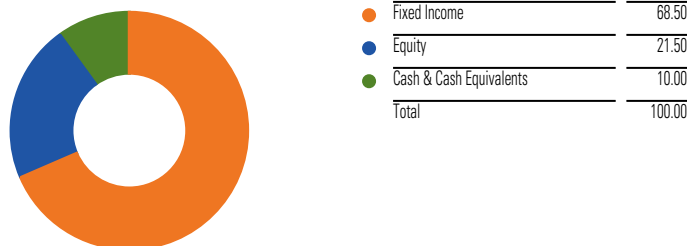
Portfolio Returns

As Of Date: 31/05/2022

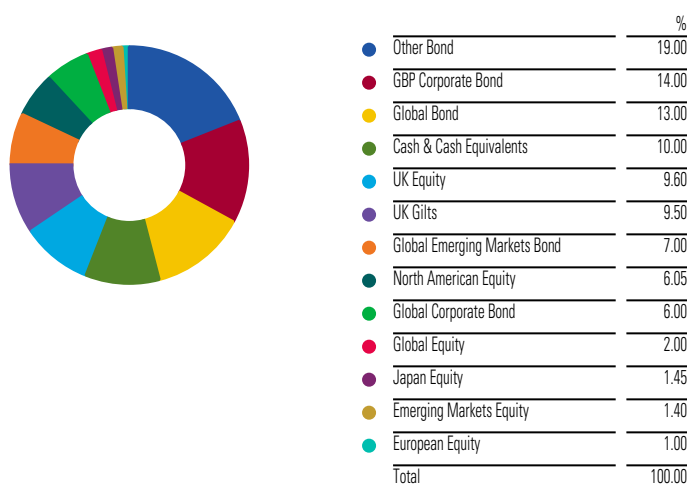
Trailing Returns %	1Month	3M	YTD	2021	2020	2019	Since Inception
Cautious Passive Portfolio	-0.02	-2.62	-5.40	1.38	5.05	7.26	40.29

Year on Year Returns %	01/06/2021 - 31/05/2022	01/06/2020 - 31/05/2021	01/06/2019 - 31/05/2020	01/06/2018 - 31/05/2019	01/06/2017 - 31/05/2018
Cautious Passive Portfolio	-3.50	3.29	4.34	2.37	0.90

Asset Allocation



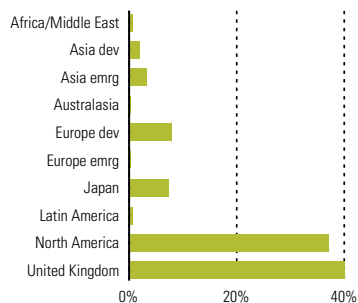
Asset Class Breakdown



Returns Disclosure

The returns shown may not be the same as the returns of an investor's actual account and this due to various factors including the investment date by the investor and differences across platforms. The returns are calculated through Morningstar Direct, are provided for illustrative purposes only and should not be viewed as the performance of an actual account. The trailing returns shown are cumulative and year-on-year returns show complete 12-month periods. All performance is shown net of the holdings' management fees and expenses based on the cheapest share class available; however does not include the 0.20% per annum charged by Morningstar Investment Management Europe Ltd, the advisor fees or the Platform fees, therefore the actual performance experienced will be lower once these charges have been taken into account.

Equity Regional Exposure % (Look Through)



Equity Sector Exposure % (Look Through)

Healthcare	16.83
Financial Services	14.90
Consumer Defensive	11.63
Technology	10.42
Industrials	9.64
Consumer Cyclical	9.23
Energy	7.82
Basic Materials	7.51
Communication Services	7.19
Utilities	3.00
RealEstate	1.83

Morningstar Equity Style Box (Look Through)*

Portfolio Date: 31/05/2022

Value	Blend	Growth	MarketCap	%
26.1	27.7	23.0	Market Cap	
6.3	7.7	4.3	Market Cap Giant	46.19
2.0	2.1	0.8	Market Cap Large	30.63
			Market Cap Mid	18.27
			Market Cap Small	3.41
			Market Cap Micro	1.49

*(see page 2 for explanation)

Cautious Passive Portfolio

Factsheet 31/05/2022



Top Ten Holdings

	Broad Asset Class	Morningstar Category	Portfolio Weighting %
Vanguard U.S. Govt Bd Idx £ H Acc	Fixed Income	Other Bond	19.00
Vanguard Glb Bd Idx £ H Acc	Fixed Income	Global Bond - GBP Hedged	12.00
Royal London Short Term Money Mkt Y Acc	Cash & Cash Equivalents	GBP Money Market - Short Term	10.00
L&G UK 100 Index I Acc	Equity	UK Large-Cap Equity	9.60
iShares UK Gilts All Stks Idx (UK) H Acc	Fixed Income	GBP Government Bond	9.50
BlackRock Corporate Bond 1-10 Year D Acc	Fixed Income	GBP Corporate Bond	8.25
Vanguard Glb Corp Bd Idx £ H Acc	Fixed Income	Global Corporate Bond - GBP Hedged	6.00
L&G Short Dated £ Corporate Bd Idx I Acc	Fixed Income	GBP Corporate Bond - Short Term	5.75
L&G EM Govt Bond Lcl Ccy Index I Acc	Fixed Income	Global Emerging Markets Bond - Local Currency	5.00
HSBC American Index C Acc	Equity	US Large-Cap Blend Equity	4.95

A fund may not be available on all platforms and hence it is not always possible for us to replicate the model portfolios through all platforms. In this case, different funds will be used and weightings may also differ for portfolio construction reasons.

Risk Warnings

Unless stated otherwise, all data and information is presented at 31/05/2022. Past performance is not a guide to future returns. The value of investments may go down as well as up and investors may not get back the amount invested. The portfolio shown has similar investment objectives and strategies as the portfolio recommended to individual clients by their financial adviser; however, may not contain the same securities that are currently underlying the portfolio provided to individual clients. Specific securities mentioned should not be viewed as a recommendation to buy or sell such securities. Due to platform requirements, cash allocations may differ per platform.

There is no guarantee that a diversified portfolio will enhance overall returns or will outperform a non-diversified portfolio. Neither diversification nor asset allocation ensure a profit or guarantee against loss. It is important to note that investments in mutual funds involve risk, including as a result of market and general economic conditions, and will not always be profitable.

Morningstar Equity Style Box

The Morningstar Style Box is a nine-square grid that illustrates the investment style of a security. Size (large, mid, or small) is displayed along the vertical axis and style is displayed along the horizontal axis. The "value" and "growth" investment styles are common to both stocks and funds. For stocks, the central column of the Style Box represents the "core" style. Few or no funds contain only stocks with extreme value-growth orientations, and both value and growth managers often hold core stocks for diversification or other reasons. Therefore, for funds, the central column represents the "blend" style (a mixture of growth and value stocks or mostly core stocks).

Contact Us

If you have any queries, or require any further information, please contact your financial adviser.

Morningstar Investment Management Europe Ltd
1 Oliver's Yard
55-71 City Road
London
EC1Y 1HQ

Email: UKmanagedportfolios@morningstar.com
Telephone: 020 3107 2930
Website: <https://mp.morningstar.com>

Morningstar Investment Management Europe Ltd

Morningstar Managed Portfolios are offered by Morningstar Investment Management Europe Ltd, which is authorised and regulated by the UK Financial Conduct Authority to provide services to Professional clients and is the entity providing the discretionary management services. Morningstar Managed Portfolios are intended for citizens or legal residents of the United Kingdom. These portfolios can only be made available through the use of an Investment Adviser appropriately authorised and regulated by the Financial Conduct Authority.

The Morningstar name and logo are registered trademarks of Morningstar, Inc, the parent company of Morningstar Investment Management Europe Ltd. This document includes proprietary materials of Morningstar. Reproduction, transcription, or other use, by any means, in whole or in part, without the prior written consent of Morningstar is prohibited. The information, data, and analyses presented herein do not constitute investment advice; are provided as of the date written and are not warranted to be correct, complete or accurate. The statistics noted are derived from the holdings and statistics of the funds underlying this Morningstar Managed Portfolio. The data used to formulate the portfolio statistics is from information contained in Morningstar Inc's database on the underlying funds as of the month end date listed; therefore the information may not be reflective of the portfolio's current holdings and/or statistics.

Look-through charts are calculated by aggregating the underlying fund holdings. For data integrity purposes, any underlying holdings that have not been reported in the past 184 days are excluded from the look-through calculations. Therefore, actual exposures may differ from what is presented.

The allocations shown within this report are subject to change without notice. A Portfolio Rationale document will be issued to the adviser in any instance where a change has been made to the portfolio.

Moderately Cautious Passive Portfolio

Factsheet 31/05/2022



Investment Objective

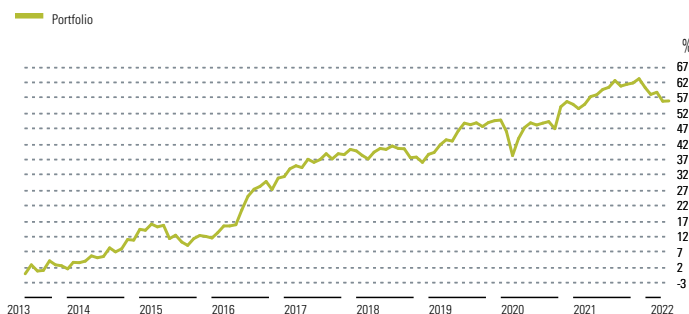
The Moderately Cautious Portfolio aims to provide a balance between capital growth and capital preservation over the medium term. The portfolio is actively managed primarily investing in passive funds within the core asset classes of equity and fixed income, with a balance between equities and defensive investments. Smaller positions in alternative asset classes may be included for diversification purposes. We set a maximum equity weighting of 50% for this risk profile.

Portfolio Details

Minimum Investment	Platform dependent
Inception/Launch date	01 July 2013
Investment Manager	Morningstar Investment Management Europe Ltd
Annual Management Charge	0.20%

Investment Growth

Time Period: 01/07/2013 to 31/05/2022

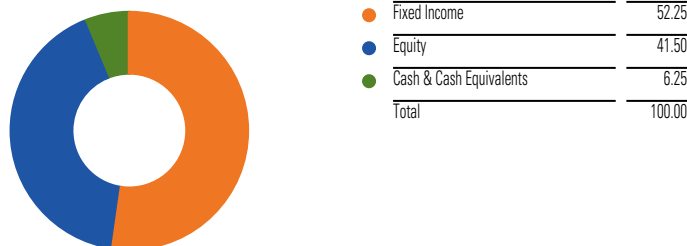


Portfolio Returns

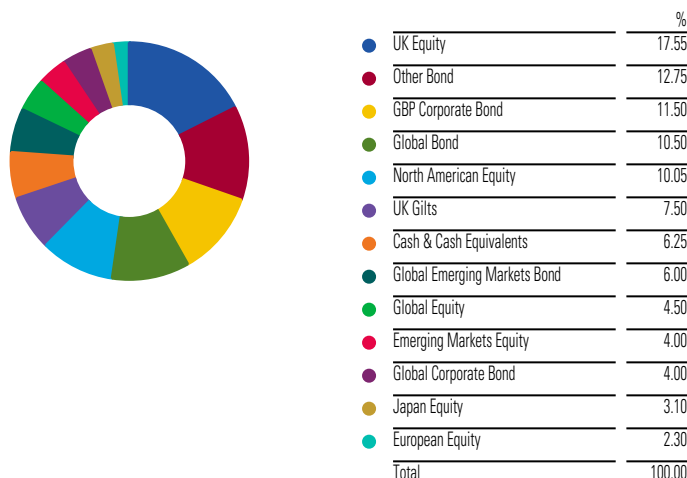
As Of Date: 31/05/2022

Trailing Returns %	1Month	3M	YTD	2021	2020	2019	Since Inception
Mod Cautious Passive Portfolio	0.06	-1.30	-4.42	4.78	4.14	9.94	56.01
Year on Year Returns %	01/06/2021 - 31/05/2022	01/06/2020 - 31/05/2021	01/06/2019 - 31/05/2020	01/06/2018 - 31/05/2019	01/06/2017 - 31/05/2018		
Mod Cautious Passive Portfolio	-1.23	7.18	3.10	1.66	2.55		

Asset Allocation



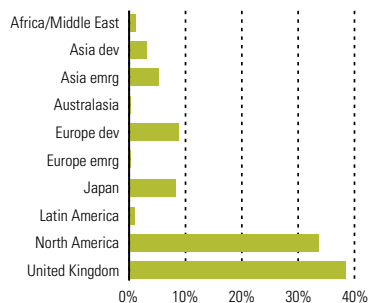
Asset Class Breakdown



Returns Disclosure

The returns shown may not be the same as the returns of an investor's actual account and this due to various factors including the investment date by the investor and differences across platforms. The returns are calculated through Morningstar Direct, are provided for illustrative purposes only and should not be viewed as the performance of an actual account. The trailing returns shown are cumulative and year-on-year returns show complete 12-month periods. All performance is shown net of the holdings' management fees and expenses based on the cheapest share class available; however does not include the 0.20% per annum charged by Morningstar Investment Management Europe Ltd, the advisor fees or the Platform fees, therefore the actual performance experienced will be lower once these charges have been taken into account.

Equity Regional Exposure % (Look Through)



Equity Sector Exposure % (Look Through)

Financial Services	15.61
Healthcare	15.03
Consumer Defensive	11.09
Technology	10.80
Industrials	10.36
Consumer Cyclical	9.94
Basic Materials	7.55
Energy	7.27
Communication Services	7.26
Utilities	2.94
RealEstate	2.15

Morningstar Equity Style Box (Look Through)*

Portfolio Date: 31/05/2022

Value	Blend	Growth	MarketCap	%
25.1	27.8	21.7	Market Cap	
6.6	8.2	4.6	Market Cap Giant	44.16
2.3	2.7	1.0	Market Cap Large	30.41
			Market Cap Mid	19.43
			Market Cap Small	4.52
			Market Cap Micro	1.48

*(see page 2 for explanation)

Moderately Cautious Passive Portfolio

Factsheet 31/05/2022



Top Ten Holdings

	Broad Asset Class	Morningstar Category	Portfolio Weighting %
Vanguard U.S. Govt Bd Idx £ H Acc	Fixed Income	Other Bond	12.75
HSBC FTSE 100 Index Accumulation C	Equity	UK Large-Cap Equity	9.00
HSBC American Index C Acc	Equity	US Large-Cap Blend Equity	8.05
Vanguard Glb Bd Idx £ H Acc	Fixed Income	Global Bond - GBP Hedged	8.00
iShares UK Gilts All Stks Idx (UK) H Acc	Fixed Income	GBP Government Bond	7.50
BlackRock Corporate Bond 1-10 Year D Acc	Fixed Income	GBP Corporate Bond	7.50
L&G UK 100 Index I Acc	Equity	UK Large-Cap Equity	6.90
Royal London Short Term Money Mkt Y Acc	Cash & Cash Equivalents	GBP Money Market - Short Term	6.25
L&G EM Govt Bond Lcl Ccy Index I Acc	Fixed Income	Global Emerging Markets Bond - Local Currency	4.50
L&G Short Dated £ Corporate Bd Idx I Acc	Fixed Income	GBP Corporate Bond - Short Term	4.00

A fund may not be available on all platforms and hence it is not always possible for us to replicate the model portfolios through all platforms. In this case, different funds will be used and weightings may also differ for portfolio construction reasons.

Risk Warnings

Unless stated otherwise, all data and information is presented at 31/05/2022. Past performance is not a guide to future returns. The value of investments may go down as well as up and investors may not get back the amount invested. The portfolio shown has similar investment objectives and strategies as the portfolio recommended to individual clients by their financial adviser; however, may not contain the same securities that are currently underlying the portfolio provided to individual clients. Specific securities mentioned should not be viewed as a recommendation to buy or sell such securities. Due to platform requirements, cash allocations may differ per platform.

There is no guarantee that a diversified portfolio will enhance overall returns or will outperform a non-diversified portfolio. Neither diversification nor asset allocation ensure a profit or guarantee against loss. It is important to note that investments in mutual funds involve risk, including as a result of market and general economic conditions, and will not always be profitable.

Morningstar Equity Style Box

The Morningstar Style Box is a nine-square grid that illustrates the investment style of a security. Size (large, mid, or small) is displayed along the vertical axis and style is displayed along the horizontal axis. The "value" and "growth" investment styles are common to both stocks and funds. For stocks, the central column of the Style Box represents the "core" style. Few or no funds contain only stocks with extreme value-growth orientations, and both value and growth managers often hold core stocks for diversification or other reasons. Therefore, for funds, the central column represents the "blend" style (a mixture of growth and value stocks or mostly core stocks).

Contact Us

If you have any queries, or require any further information, please contact your financial adviser.

Morningstar Investment Management Europe Ltd

1 Oliver's Yard

55-71 City Road

London

EC1Y 1HQ

Email: UKmanagedportfolios@morningstar.com

Telephone: 020 3107 2930

Website: <https://mp.morningstar.com>

Morningstar Investment Management Europe Ltd

Morningstar Managed Portfolios are offered by Morningstar Investment Management Europe Ltd, which is authorised and regulated by the UK Financial Conduct Authority to provide services to Professional clients and is the entity providing the discretionary management services. Morningstar Managed Portfolios are intended for citizens or legal residents of the United Kingdom. These portfolios can only be made available through the use of an Investment Adviser appropriately authorised and regulated by the Financial Conduct Authority.

The Morningstar name and logo are registered trademarks of Morningstar, Inc, the parent company of Morningstar Investment Management Europe Ltd. This document includes proprietary materials of Morningstar. Reproduction, transcription, or other use, by any means, in whole or in part, without the prior written consent of Morningstar is prohibited. The information, data, and analyses presented herein do not constitute investment advice; are provided as of the date written and are not warranted to be correct, complete or accurate. The statistics noted are derived from the holdings and statistics of the funds underlying this Morningstar Managed Portfolio. The data used to formulate the portfolio statistics is from information contained in Morningstar Inc's database on the underlying funds as of the month end date listed; therefore the information may not be reflective of the portfolio's current holdings and/or statistics.

Look-through charts are calculated by aggregating the underlying fund holdings. For data integrity purposes, any underlying holdings that have not been reported in the past 184 days are excluded from the look-through calculations. Therefore, actual exposures may differ from what is presented.

The allocations shown within this report are subject to change without notice. A Portfolio Rationale document will be issued to the adviser in any instance where a change has been made to the portfolio.

Moderate Passive Portfolio

Factsheet 31/05/2022



Investment Objective

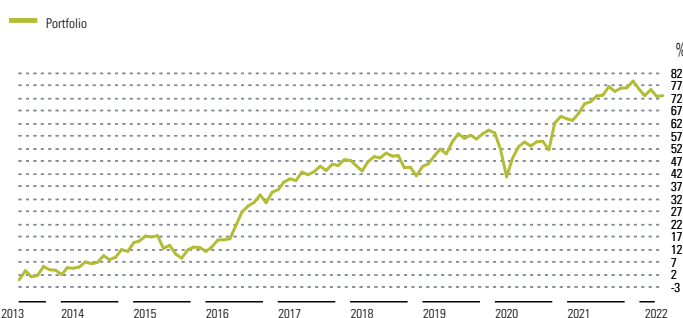
The Moderate Portfolio aims to provide capital growth and some capital preservation over the medium to long term. The portfolio is actively managed primarily investing in passive funds within the core asset classes of equity and fixed income, with a moderate bias towards equities. Smaller positions in alternative asset classes may be included for diversification purposes. We set a maximum equity weighting of 70% for this risk profile.

Portfolio Details

Minimum Investment	Platform dependent
Inception/Launch date	01 July 2013
Investment Manager	Morningstar Investment Management Europe Ltd
Annual Management Charge	0.20%

Investment Growth

Time Period: 01/07/2013 to 31/05/2022



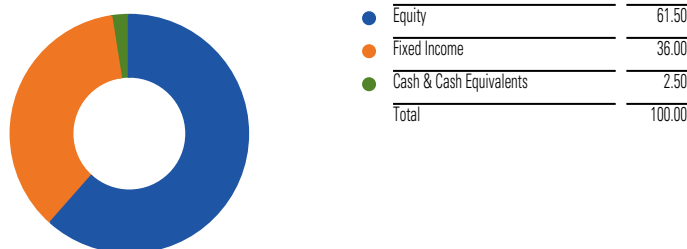
Portfolio Returns

As Of Date: 31/05/2022

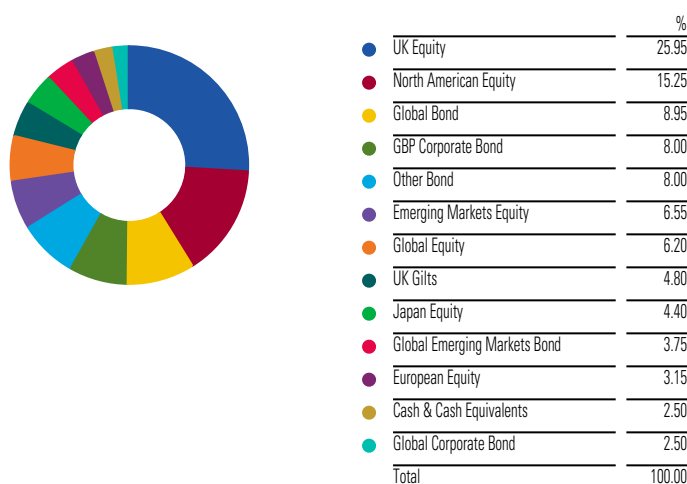
Trailing Returns %	1Month	3M	YTD	2021	2020	2019	Since Inception
Moderate Passive Portfolio	0.20	-0.01	-3.26	8.52	3.43	12.84	73.06

Year on Year Returns %	01/06/2021 - 31/05/2022	01/06/2020 - 31/05/2021	01/06/2019 - 31/05/2020	01/06/2018 - 31/05/2019	01/06/2017 - 31/05/2018
Moderate Passive Portfolio	1.41	11.67	1.88	0.75	4.24

Asset Allocation



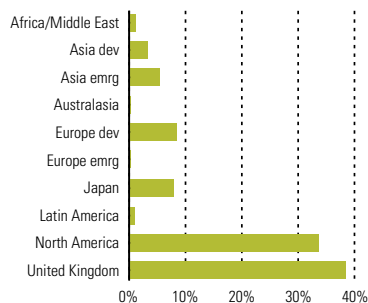
Asset Class Breakdown



Returns Disclosure

The returns shown may not be the same as the returns of an investor's actual account and this due to various factors including the investment date by the investor and differences across platforms. The returns are calculated through Morningstar Direct, are provided for illustrative purposes only and should not be viewed as the performance of an actual account. The trailing returns shown are cumulative and year-on-year returns show complete 12-month periods. All performance is shown net of the holdings' management fees and expenses based on the cheapest share class available; however does not include the 0.20% per annum charged by Morningstar Investment Management Europe Ltd, the advisor fees or the Platform fees, therefore the actual performance experienced will be lower once these charges have been taken into account.

Equity Regional Exposure % (Look Through)



Equity Sector Exposure % (Look Through)

Financial Services	15.67
Healthcare	14.67
Consumer Defensive	11.13
Technology	11.03
Industrials	10.18
Consumer Cyclical	9.91
Basic Materials	7.59
Energy	7.33
Communication Services	7.33
Utilities	2.95
RealEstate	2.20

Morningstar Equity Style Box (Look Through)*

Portfolio Date: 31/05/2022

Value	Blend	Growth	MarketCap	%
25.2	28.1	21.7	Market Cap	
6.6	8.2	4.6	Market Cap Giant	44.44
			Market Cap Large	30.54
			Market Cap Mid	19.48
2.1	2.5	0.9	Market Cap Small	4.17
			Market Cap Micro	1.37

*(see page 2 for explanation)

Moderate Passive Portfolio

Factsheet 31/05/2022



Top Ten Holdings

	Broad Asset Class	Morningstar Category	Portfolio Weighting %
HSBC FTSE 100 Index Accumulation C	Equity	UK Large-Cap Equity	13.00
L&G UK 100 Index I Acc	Equity	UK Large-Cap Equity	10.75
HSBC American Index C Acc	Equity	US Large-Cap Blend Equity	9.90
Vanguard U.S. Govt Bd Idx £ H Acc	Fixed Income	Other Bond	8.00
Vanguard Em Mkts Stk Idx £ Acc	Equity	Global Emerging Markets Equity	6.55
BlackRock Corporate Bond 1-10 Year D Acc	Fixed Income	GBP Corporate Bond	5.50
iShares UK Gilts All Stks Idx (UK) H Acc	Fixed Income	GBP Government Bond	4.80
Vanguard U.S. Govt Bd Idx £ Dist	Fixed Income	USD Government Bond	4.75
iShares Japan Equity Index (UK) H Acc	Equity	Japan Large-Cap Equity	4.40
Vanguard Glb Bd Idx £ H Acc	Fixed Income	Global Bond - GBP Hedged	4.20

A fund may not be available on all platforms and hence it is not always possible for us to replicate the model portfolios through all platforms. In this case, different funds will be used and weightings may also differ for portfolio construction reasons.

Risk Warnings

Unless stated otherwise, all data and information is presented at 31/05/2022. Past performance is not a guide to future returns. The value of investments may go down as well as up and investors may not get back the amount invested. The portfolio shown has similar investment objectives and strategies as the portfolio recommended to individual clients by their financial adviser; however, may not contain the same securities that are currently underlying the portfolio provided to individual clients. Specific securities mentioned should not be viewed as a recommendation to buy or sell such securities. Due to platform requirements, cash allocations may differ per platform.

There is no guarantee that a diversified portfolio will enhance overall returns or will outperform a non-diversified portfolio. Neither diversification nor asset allocation ensure a profit or guarantee against loss. It is important to note that investments in mutual funds involve risk, including as a result of market and general economic conditions, and will not always be profitable.

Morningstar Equity Style Box

The Morningstar Style Box is a nine-square grid that illustrates the investment style of a security. Size (large, mid, or small) is displayed along the vertical axis and style is displayed along the horizontal axis. The "value" and "growth" investment styles are common to both stocks and funds. For stocks, the central column of the Style Box represents the "core" style. Few or no funds contain only stocks with extreme value-growth orientations, and both value and growth managers often hold core stocks for diversification or other reasons. Therefore, for funds, the central column represents the "blend" style (a mixture of growth and value stocks or mostly core stocks).

Contact Us

If you have any queries, or require any further information, please contact your financial adviser.

Morningstar Investment Management Europe Ltd

1 Oliver's Yard

55-71 City Road

London

EC1Y 1HQ

Email: UKmanagedportfolios@morningstar.com

Telephone: 020 3107 2930

Website: <https://mp.morningstar.com>

Morningstar Investment Management Europe Ltd

Morningstar Managed Portfolios are offered by Morningstar Investment Management Europe Ltd, which is authorised and regulated by the UK Financial Conduct Authority to provide services to Professional clients and is the entity providing the discretionary management services. Morningstar Managed Portfolios are intended for citizens or legal residents of the United Kingdom. These portfolios can only be made available through the use of an Investment Adviser appropriately authorised and regulated by the Financial Conduct Authority.

The Morningstar name and logo are registered trademarks of Morningstar, Inc, the parent company of Morningstar Investment Management Europe Ltd. This document includes proprietary materials of Morningstar. Reproduction, transcription, or other use, by any means, in whole or in part, without the prior written consent of Morningstar is prohibited. The information, data, and analyses presented herein do not constitute investment advice; are provided as of the date written and are not warranted to be correct, complete or accurate. The statistics noted are derived from the holdings and statistics of the funds underlying this Morningstar Managed Portfolio. The data used to formulate the portfolio statistics is from information contained in Morningstar Inc's database on the underlying funds as of the month end date listed; therefore the information may not be reflective of the portfolio's current holdings and/or statistics.

Look-through charts are calculated by aggregating the underlying fund holdings. For data integrity purposes, any underlying holdings that have not been reported in the past 184 days are excluded from the look-through calculations. Therefore, actual exposures may differ from what is presented.

The allocations shown within this report are subject to change without notice. A Portfolio Rationale document will be issued to the adviser in any instance where a change has been made to the portfolio.

Moderately Adventurous Passive Portfolio

Factsheet 31/05/2022



Investment Objective

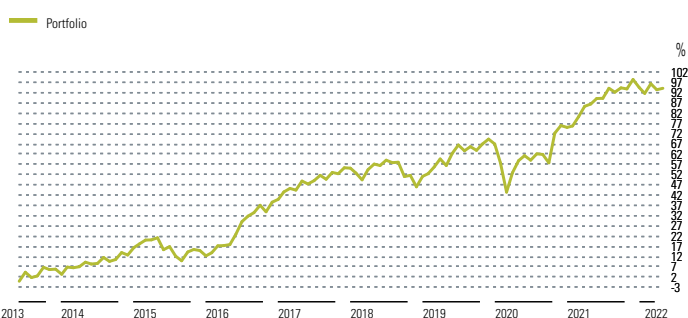
The Moderately Adventurous Portfolio aims to provide capital growth over the long term. The portfolio is actively managed primarily investing in passive funds within the core asset classes of equity and fixed income, with a bias towards equities. Smaller positions in alternative asset classes may be included for diversification purposes. We set a maximum equity weighting of 90% for this risk profile.

Portfolio Details

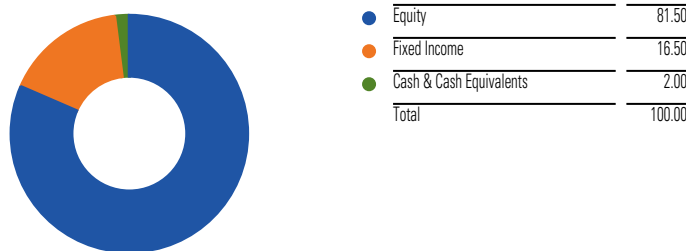
Minimum Investment	Platform dependent
Inception/Launch date	01 July 2013
Investment Manager	Morningstar Investment Management Europe Ltd
Annual Management Charge	0.20%

Investment Growth

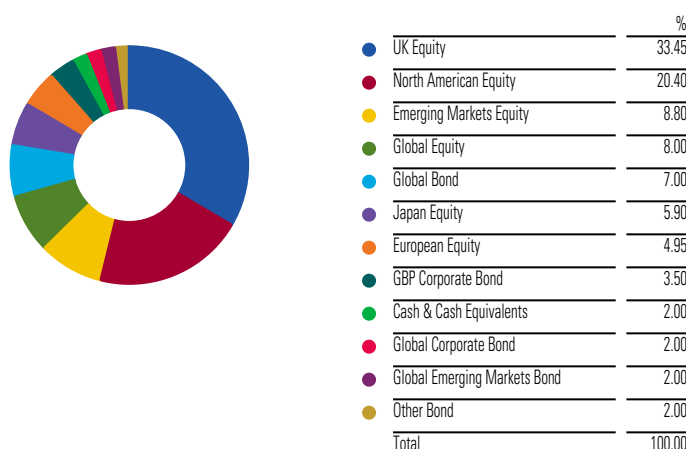
Time Period: 01/07/2013 to 31/05/2022



Asset Allocation



Asset Class Breakdown



Portfolio Returns

As Of Date: 31/05/2022

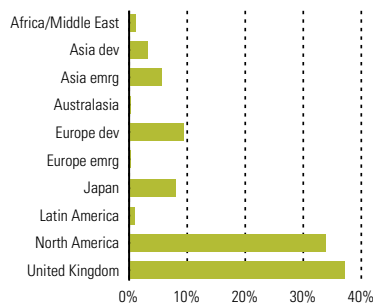
Trailing Returns %	1Month	3M	YTD	2021	2020	2019	Since Inception
Mod Adventurous Passive Portfolio	0.32	1.31	-2.17	12.80	3.89	15.94	94.13

Year on Year Returns %	01/06/2021 - 31/05/2022	01/06/2020 - 31/05/2021	01/06/2019 - 31/05/2020	01/06/2018 - 31/05/2019	01/06/2017 - 31/05/2018
Mod Adventurous Passive Portfolio	4.11	17.41	1.50	-0.46	5.60

Returns Disclosure

The returns shown may not be the same as the returns of an investor's actual account and this due to various factors including the investment date by the investor and differences across platforms. The returns are calculated through Morningstar Direct, are provided for illustrative purposes only and should not be viewed as the performance of an actual account. The trailing returns shown are cumulative and year-on-year returns show complete 12-month periods. All performance is shown net of the holdings' management fees and expenses based on the cheapest share class available; however does not include the 0.20% per annum charged by Morningstar Investment Management Europe Ltd, the advisor fees or the Platform fees, therefore the actual performance experienced will be lower once these charges have been taken into account.

Equity Regional Exposure % (Look Through)



Equity Sector Exposure % (Look Through)

Financial Services	15.70
Healthcare	14.53
Technology	11.16
Consumer Defensive	11.04
Industrials	10.25
Consumer Cyclical	10.00
Basic Materials	7.54
Communication Services	7.36
Energy	7.22
Utilities	2.96
RealEstate	2.24

Morningstar Equity Style Box (Look Through)*

Portfolio Date: 31/05/2022

25.1	28.4	22.0	Large Mid Small	MarketCap	%
6.6	8.3	4.6		Market Cap Giant	44.51
1.9	2.4	0.9		Market Cap Large	30.90
				Market Cap Mid	19.49
				Market Cap Small	3.96
				Market Cap Micro	1.14

*(see page 2 for explanation)

Moderately Adventurous Passive Portfolio

Factsheet 31/05/2022



Top Ten Holdings

	Broad Asset Class	Morningstar Category	Portfolio Weighting %
HSBC FTSE 100 Index Accumulation C	Equity	UK Large-Cap Equity	16.75
L&G UK 100 Index I Acc	Equity	UK Large-Cap Equity	13.70
HSBC American Index C Acc	Equity	US Large-Cap Blend Equity	13.55
Vanguard Em Mkts Stk Idx £ Acc	Equity	Global Emerging Markets Equity	8.80
iShares Japan Equity Index (UK) H Acc	Equity	Japan Large-Cap Equity	5.90
HSBC European Index Accumulation C	Equity	Europe ex-UK Large-Cap Equity	4.95
Dimensional Global Value GBP Acc	Equity	Global Large-Cap Value Equity	4.00
Vanguard U.S. Eq Idx £ Acc	Equity	US Large-Cap Blend Equity	3.85
Vanguard U.S. Govt Bd Idx £ Dist	Fixed Income	USD Government Bond	3.50
Vanguard Glb Bd Idx £ H Acc	Fixed Income	Global Bond - GBP Hedged	3.50

A fund may not be available on all platforms and hence it is not always possible for us to replicate the model portfolios through all platforms. In this case, different funds will be used and weightings may also differ for portfolio construction reasons.

Risk Warnings

Unless stated otherwise, all data and information is presented at 31/05/2022. Past performance is not a guide to future returns. The value of investments may go down as well as up and investors may not get back the amount invested. The portfolio shown has similar investment objectives and strategies as the portfolio recommended to individual clients by their financial adviser; however, may not contain the same securities that are currently underlying the portfolio provided to individual clients. Specific securities mentioned should not be viewed as a recommendation to buy or sell such securities. Due to platform requirements, cash allocations may differ per platform.

There is no guarantee that a diversified portfolio will enhance overall returns or will outperform a non-diversified portfolio. Neither diversification nor asset allocation ensure a profit or guarantee against loss. It is important to note that investments in mutual funds involve risk, including as a result of market and general economic conditions, and will not always be profitable.

Morningstar Equity Style Box

The Morningstar Style Box is a nine-square grid that illustrates the investment style of a security. Size (large, mid, or small) is displayed along the vertical axis and style is displayed along the horizontal axis. The "value" and "growth" investment styles are common to both stocks and funds. For stocks, the central column of the Style Box represents the "core" style. Few or no funds contain only stocks with extreme value-growth orientations, and both value and growth managers often hold core stocks for diversification or other reasons. Therefore, for funds, the central column represents the "blend" style (a mixture of growth and value stocks or mostly core stocks).

Contact Us

If you have any queries, or require any further information, please contact your financial adviser.

Morningstar Investment Management Europe Ltd

1 Oliver's Yard

55-71 City Road

London

EC1Y 1HQ

Email: UKmanagedportfolios@morningstar.com

Telephone: 020 3107 2930

Website: <https://mp.morningstar.com>

Morningstar Investment Management Europe Ltd

Morningstar Managed Portfolios are offered by Morningstar Investment Management Europe Ltd, which is authorised and regulated by the UK Financial Conduct Authority to provide services to Professional clients and is the entity providing the discretionary management services. Morningstar Managed Portfolios are intended for citizens or legal residents of the United Kingdom. These portfolios can only be made available through the use of an Investment Adviser appropriately authorised and regulated by the Financial Conduct Authority.

The Morningstar name and logo are registered trademarks of Morningstar, Inc, the parent company of Morningstar Investment Management Europe Ltd. This document includes proprietary materials of Morningstar. Reproduction, transcription, or other use, by any means, in whole or in part, without the prior written consent of Morningstar is prohibited. The information, data, and analyses presented herein do not constitute investment advice; are provided as of the date written and are not warranted to be correct, complete or accurate. The statistics noted are derived from the holdings and statistics of the funds underlying this Morningstar Managed Portfolio. The data used to formulate the portfolio statistics is from information contained in Morningstar Inc's database on the underlying funds as of the month end date listed; therefore the information may not be reflective of the portfolio's current holdings and/or statistics.

Look-through charts are calculated by aggregating the underlying fund holdings. For data integrity purposes, any underlying holdings that have not been reported in the past 184 days are excluded from the look-through calculations. Therefore, actual exposures may differ from what is presented.

The allocations shown within this report are subject to change without notice. A Portfolio Rationale document will be issued to the adviser in any instance where a change has been made to the portfolio.

Adventurous Passive Portfolio

Factsheet 31/05/2022



Investment Objective

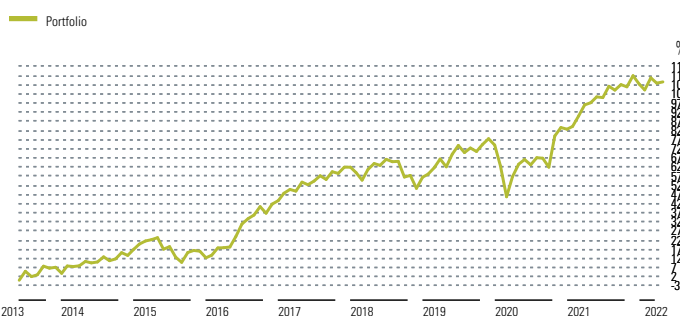
The Adventurous Portfolio aims to provide capital growth over the long term. The portfolio is actively managed investing predominantly in equities via passive funds, to a maximum of 100%. Smaller positions in fixed income, and alternative asset classes may also be included.

Portfolio Details

Minimum Investment	Platform dependent
Inception/Launch date	01 July 2013
Investment Manager	Morningstar Investment Management Europe Ltd
Annual Management Charge	0.20%

Investment Growth

Time Period: 01/07/2013 to 31/05/2022



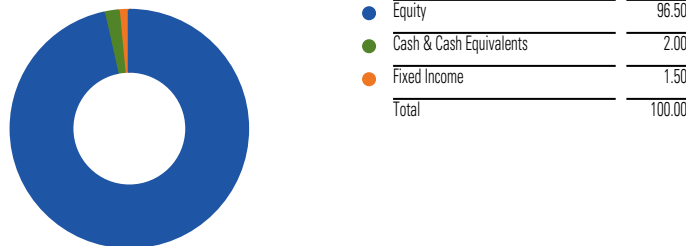
Portfolio Returns

As Of Date: 31/05/2022

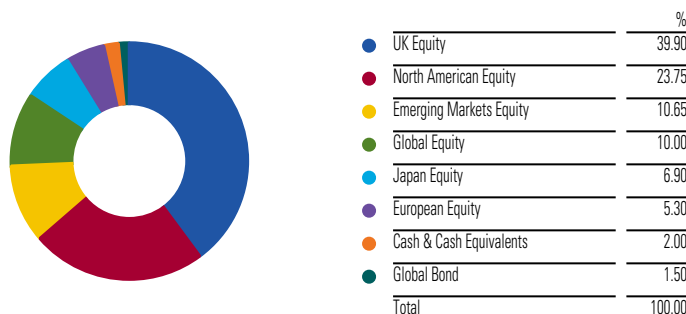
Trailing Returns %	1Month	3M	YTD	2021	2020	2019	Since Inception
Adventurous Passive Portfolio	0.34	2.17	-1.58	15.48	3.43	18.07	108.59

Year on Year Returns %	01/06/2021 - 31/05/2022	01/06/2020 - 31/05/2021	01/06/2019 - 31/05/2020	01/06/2018 - 31/05/2019	01/06/2017 - 31/05/2018
Adventurous Passive Portfolio	5.78	20.63	0.88	-1.13	6.66

Asset Allocation



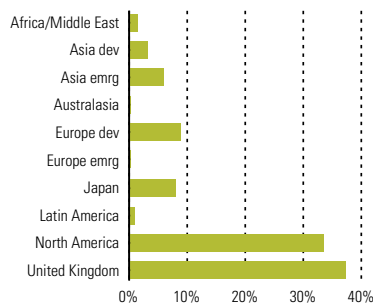
Asset Class Breakdown



Returns Disclosure

The returns shown may not be the same as the returns of an investor's actual account and this due to various factors including the investment date by the investor and differences across platforms. The returns are calculated through Morningstar Direct, are provided for illustrative purposes only and should not be viewed as the performance of an actual account. The trailing returns shown are cumulative and year-on-year returns show complete 12-month periods. All performance is shown net of the holdings' management fees and expenses based on the cheapest share class available; however does not include the 0.20% per annum charged by Morningstar Investment Management Europe Ltd, the advisor fees or the Platform fees, therefore the actual performance experienced will be lower once these charges have been taken into account.

Equity Regional Exposure % (Look Through)



Equity Sector Exposure % (Look Through)

Financial Services	15.75
Healthcare	14.46
Technology	11.20
Consumer Defensive	10.87
Industrials	10.31
Consumer Cyclical	10.08
Basic Materials	7.52
Communication Services	7.33
Energy	7.17
Utilities	2.95
RealEstate	2.34

Morningstar Equity Style Box (Look Through)*

Portfolio Date: 31/05/2022

Value	Blend	Growth	MarketCap	%
24.8	28.1	21.7	Market Cap	
6.7	8.5	4.7	Market Cap Giant	44.06
2.0	2.6	0.9	Market Cap Large	30.53
			Market Cap Mid	19.87
			Market Cap Small	4.36
			Market Cap Micro	1.17

*(see page 2 for explanation)

Adventurous Passive Portfolio

Factsheet 31/05/2022



Top Ten Holdings

	Broad Asset Class	Morningstar Category	Portfolio Weighting %
HSBC FTSE 100 Index Accumulation C	Equity	UK Large-Cap Equity	18.00
HSBC American Index C Acc	Equity	US Large-Cap Blend Equity	15.75
L&G UK 100 Index I Acc	Equity	UK Large-Cap Equity	15.35
Vanguard Em Mkts Stk Idx £ Acc	Equity	Global Emerging Markets Equity	10.65
iShares Japan Equity Index (UK) H Acc	Equity	Japan Large-Cap Equity	6.90
HSBC European Index Accumulation C	Equity	Europe ex-UK Large-Cap Equity	5.30
Dimensional Global Value GBP Acc	Equity	Global Large-Cap Value Equity	5.00
HSBC FTSE 250 Index C Acc	Equity	UK Mid-Cap Equity	4.55
Vanguard U.S. Eq Idx £ Acc	Equity	US Large-Cap Blend Equity	4.50
Dimensional US Sm Company GBP Acc	Equity	US Small-Cap Equity	3.50

A fund may not be available on all platforms and hence it is not always possible for us to replicate the model portfolios through all platforms. In this case, different funds will be used and weightings may also differ for portfolio construction reasons.

Risk Warnings

Unless stated otherwise, all data and information is presented at 31/05/2022. Past performance is not a guide to future returns. The value of investments may go down as well as up and investors may not get back the amount invested. The portfolio shown has similar investment objectives and strategies as the portfolio recommended to individual clients by their financial adviser; however, may not contain the same securities that are currently underlying the portfolio provided to individual clients. Specific securities mentioned should not be viewed as a recommendation to buy or sell such securities. Due to platform requirements, cash allocations may differ per platform.

There is no guarantee that a diversified portfolio will enhance overall returns or will outperform a non-diversified portfolio. Neither diversification nor asset allocation ensure a profit or guarantee against loss. It is important to note that investments in mutual funds involve risk, including as a result of market and general economic conditions, and will not always be profitable.

Morningstar Equity Style Box

The Morningstar Style Box is a nine-square grid that illustrates the investment style of a security. Size (large, mid, or small) is displayed along the vertical axis and style is displayed along the horizontal axis. The "value" and "growth" investment styles are common to both stocks and funds. For stocks, the central column of the Style Box represents the "core" style. Few or no funds contain only stocks with extreme value-growth orientations, and both value and growth managers often hold core stocks for diversification or other reasons. Therefore, for funds, the central column represents the "blend" style (a mixture of growth and value stocks or mostly core stocks).

Contact Us

If you have any queries, or require any further information, please contact your financial adviser.

Morningstar Investment Management Europe Ltd
1 Oliver's Yard
55-71 City Road
London
EC1Y 1HQ

Email: UKmanagedportfolios@morningstar.com
Telephone: 020 3107 2930
Website: <https://mp.morningstar.com>

Morningstar Investment Management Europe Ltd

Morningstar Managed Portfolios are offered by Morningstar Investment Management Europe Ltd, which is authorised and regulated by the UK Financial Conduct Authority to provide services to Professional clients and is the entity providing the discretionary management services. Morningstar Managed Portfolios are intended for citizens or legal residents of the United Kingdom. These portfolios can only be made available through the use of an Investment Adviser appropriately authorised and regulated by the Financial Conduct Authority.

The Morningstar name and logo are registered trademarks of Morningstar, Inc, the parent company of Morningstar Investment Management Europe Ltd. This document includes proprietary materials of Morningstar. Reproduction, transcription, or other use, by any means, in whole or in part, without the prior written consent of Morningstar is prohibited. The information, data, and analyses presented herein do not constitute investment advice; are provided as of the date written and are not warranted to be correct, complete or accurate. The statistics noted are derived from the holdings and statistics of the funds underlying this Morningstar Managed Portfolio. The data used to formulate the portfolio statistics is from information contained in Morningstar Inc's database on the underlying funds as of the month end date listed; therefore the information may not be reflective of the portfolio's current holdings and/or statistics.

Look-through charts are calculated by aggregating the underlying fund holdings. For data integrity purposes, any underlying holdings that have not been reported in the past 184 days are excluded from the look-through calculations. Therefore, actual exposures may differ from what is presented.

The allocations shown within this report are subject to change without notice. A Portfolio Rationale document will be issued to the adviser in any instance where a change has been made to the portfolio.



1 Oliver's Yard,
55-71 City Road,
London EC1Y 1HQ

Tel: +44 (0) 20 3107 2930
Fax: +44 (0) 20 3107 0001

UKManagedPortfolios@morningstar.com
<https://mp.morningstar.com>