

Morningstar MPS – ESG Range

Monthly Factsheets

For Professional Clients only

Morningstar Investment Management Europe Ltd
1 Oliver's Yard,
55-71 City Road,
London
EC1Y 1HQ
Tel: +44 (0) 20 3107 2930
Fax: +44 (0) 20 3107 0001
Web: <https://mp.morningstar.com>
Email: UKManagedPortfolios@morningstar.com

ESG – Cautious Portfolio

Factsheet 30/06/2024

Investment Objective

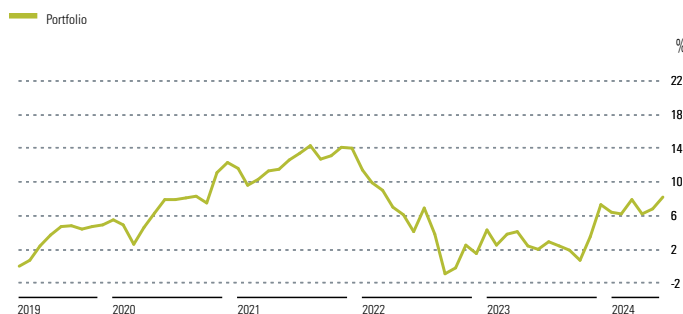
The Cautious Portfolio aims to provide some capital growth with a focus on capital preservation over the short to medium term whilst also helping investors incorporate environmental social and governance (ESG) goals within their portfolio. The portfolio is actively managed and invests in both active and passive funds within the core asset classes of equity and fixed income, with a notable bias towards more-defensive assets. We set a maximum equity weighting of 30% for this risk profile.

Portfolio Details

Minimum Investment	Platform dependent
Inception/Launch date	30/04/2019
Investment Manager	Morningstar Investment Management Europe Ltd
Annual Management Charge	0.25%

Investment Growth

Time Period: 30/04/2019 to 30/06/2024




Portfolio Returns

As Of Date: 30/06/2024

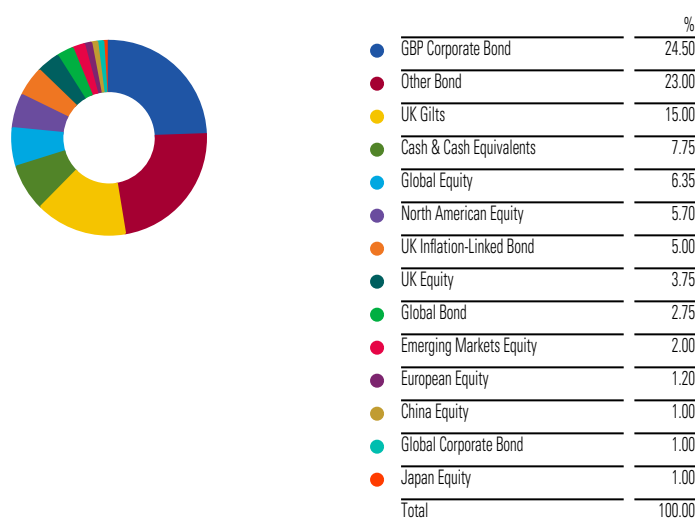
Trailing Returns %	1Month	3M	YTD	2023	2022	2021	Since Inception
Morningstar ESG – Cautious Portfolio	1.30	0.31	0.86	5.66	-10.97	1.51	8.20

Year on Year Returns %	01/07/2023 - 30/06/2024	01/07/2022 - 30/06/2023	01/07/2021 - 30/06/2022	01/07/2020 - 30/06/2021	01/07/2019 - 30/06/2020
Morningstar ESG – Cautious Portfolio	6.08	-2.01	-7.57	4.40	5.37

Asset Allocation



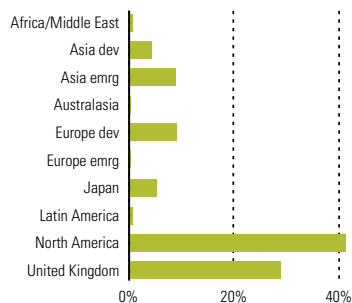
Asset Class Breakdown



Returns Disclosure

The returns shown may not be the same as the returns of an investor's actual account and this due to various factors including the investment date by the investor and differences across platforms. The returns are calculated through Morningstar Direct, are provided for illustrative purposes only and should not be viewed as the performance of an actual account. The trailing returns shown are cumulative and year-on-year returns show complete 12-month periods. All performance is shown net of the holdings' management fees and expenses based on the cheapest share class available; however does not include the 0.25% per annum charged by Morningstar Investment Management Europe Ltd, the advisor fees or the Platform fees, therefore the actual performance experienced will be lower once these charges have been taken into account.

Equity Regional Exposure % (Look Through)



Equity Sector Exposure % (Look Through)

Technology	19.43
Healthcare	17.38
Financial Services	17.07
Industrials	11.47
Consumer Cyclical	10.12
Consumer Defensive	8.00
Communication Services	7.15
Basic Materials	3.36
Energy	2.43
RealEstate	1.85
Utilities	1.75

Morningstar Equity Style Box (Look Through)*

Portfolio Date: 30/06/2024

Value	Blend	Growth	MarketCap	%
19.2	27.6	29.4	Market Cap	
6.5	10.9	4.8	Market Cap Giant	35.66
0.4	1.0	0.2	Market Cap Large	40.57
			Market Cap Mid	22.19
			Market Cap Small	1.51
			Market Cap Micro	0.07

*(see page 2 for explanation)

Top Ten Holdings

	Broad Asset Class	Morningstar Category	Portfolio Weighting %
Invesco GBP Corporate Bond ESG ETF Dist	Fixed Income	GBP Corporate Bond	15.50
iShares UK Gilts All Stks Idx (UK) H Acc	Fixed Income	GBP Government Bond	15.00
iShares \$ Treasury Bond ETF GBP H Dist	Fixed Income	Other Bond	12.00
Vanguard U.S. Govt Bd Idx £ H Acc	Fixed Income	Other Bond	11.00
Royal London Short Term Money Mkt Y Acc	Cash & Cash Equivalents	GBP Money Market - Short Term	7.75
L&G ESG GBP Corporate Bond 0-5 Year ETF	Fixed Income	GBP Corporate Bond - Short Term	6.75
iShares MSCI USA SRI ETF USD Acc	Equity	US Large-Cap Blend Equity	5.70
iShares Up to 10YrslxdLkndGtldx(UK)DAcc	Fixed Income	GBP Inflation-Linked Bond	5.00
CT UK Social Bond Z Acc£	Fixed Income	GBP Corporate Bond	2.25
Invesco FTSE All Share ESG Climate ETF	Equity	Sector Equity Ecology	2.20

A fund may not be available on all platforms and hence it is not always possible for us to replicate the model portfolios through all platforms. In this case, different funds will be used and weightings may also differ for portfolio construction reasons.

Contact Us

If you have any queries, or require any further information, please contact your financial adviser.

Morningstar Investment Management Europe Ltd

1 Oliver's Yard

55-71 City Road

London

EC1Y 1HQ

Email: UKmanagedportfolios@morningstar.com

Telephone: 020 3107 2930

Website: <https://mp.morningstar.com>

Risk Warnings

Unless stated otherwise, all data and information is presented at 30/06/2024. Past performance is not a guide to future returns. The value of investments may go down as well as up and investors may not get back the amount invested. The portfolio shown has similar investment objectives and strategies as the portfolio recommended to individual clients by their financial adviser; however, may not contain the same securities that are currently underlying the portfolio provided to individual clients. Specific securities mentioned should not be viewed as a recommendation to buy or sell such securities. Due to platform requirements, cash allocations may differ per platform.

There is no guarantee that a diversified portfolio will enhance overall returns or will outperform a non-diversified portfolio. Neither diversification nor asset allocation ensure a profit or guarantee against loss. It is important to note that investments in mutual funds involve risk, including as a result of market and general economic conditions, and will not always be profitable.

Morningstar Equity Style Box

The Morningstar Style Box is a nine-square grid that illustrates the investment style of a security. Size (large, mid, or small) is displayed along the vertical axis and style is displayed along the horizontal axis. The "value" and "growth" investment styles are common to both stocks and funds. For stocks, the central column of the Style Box represents the "core" style. Few or no funds contain only stocks with extreme value-growth orientations, and both value and growth managers often hold core stocks for diversification or other reasons. Therefore, for funds, the central column represents the "blend" style (a mixture of growth and value stocks or mostly core stocks).

Morningstar Investment Management Europe Ltd

Morningstar Managed Portfolios are offered by Morningstar Investment Management Europe Ltd, which is authorised and regulated by the UK Financial Conduct Authority to provide services to Professional clients and is the entity providing the discretionary management services. Morningstar Managed Portfolios are intended for citizens or legal residents of the United Kingdom. These portfolios can only be made available through the use of an Investment Adviser appropriately authorised and regulated by the Financial Conduct Authority.

The Morningstar name and logo are registered trademarks of Morningstar, Inc, the parent company of Morningstar Investment Management Europe Ltd. This document includes proprietary materials of Morningstar. Reproduction, transcription, or other use, by any means, in whole or in part, without the prior written consent of Morningstar is prohibited. The information, data, and analyses presented herein do not constitute investment advice; are provided as of the date written and are not warranted to be correct, complete or accurate. The statistics noted are derived from the holdings and statistics of the funds underlying this Morningstar Managed Portfolio. The data used to formulate the portfolio statistics is from information contained in Morningstar Inc's database on the underlying funds as of the month end date listed; therefore the information may not be reflective of the portfolio's current holdings and/or statistics.

Look-through charts are calculated by aggregating the underlying fund holdings. For data integrity purposes, any underlying holdings that have not been reported in the past 184 days are excluded from the look-through calculations. Therefore, actual exposures may differ from what is presented.

The allocations shown within this report are subject to change without notice. A Portfolio Rationale document will be issued to the adviser in any instance where a change has been made to the portfolio.

For more information about Morningstar Wealth please visit: <https://bit.ly/MSWEMEADisclaimers>.

ESG – Moderately Cautious Portfolio

Factsheet 30/06/2024

Investment Objective

The Moderately Cautious Portfolio aims to provide a balance between capital growth and capital preservation over the medium term whilst also helping investors incorporate environmental social and governance (ESG) goals within their portfolio. The portfolio is actively managed and invests in both active and passive funds within the core asset classes of equity and fixed income, with a balance between equities and defensive investments. Smaller positions in alternative asset classes may be included for diversification purposes. We set a maximum equity weighting of 50% for this risk profile.

Portfolio Details

Minimum Investment	Platform dependent
Inception/Launch date	30/04/2019
Investment Manager	Morningstar Investment Management Europe Ltd
Annual Management Charge	0.25%

Investment Growth

Time Period: 30/04/2019 to 30/06/2024




Portfolio Returns

As Of Date: 30/06/2024

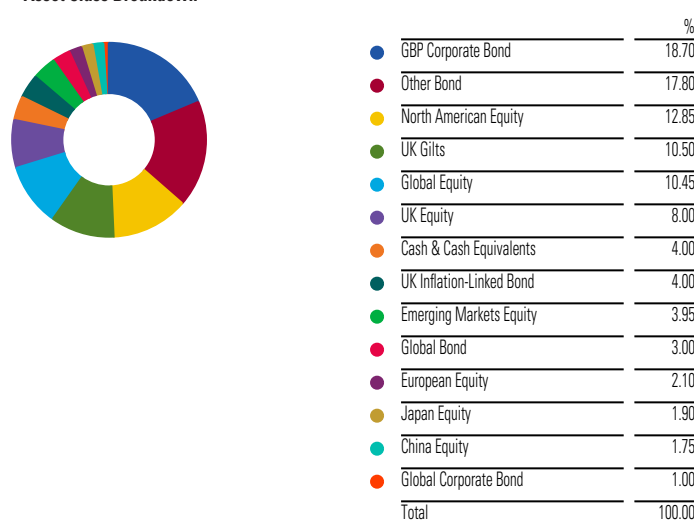
Trailing Returns %	1Month	3M	YTD	2023	2022	2021	Since Inception
Morningstar ESG – Moderately Cautious Portfolio	1.46	0.46	2.13	6.50	-10.35	5.17	16.17

Year on Year Returns %	01/07/2023 - 30/06/2024	01/07/2022 - 30/06/2023	01/07/2021 - 30/06/2022	01/07/2020 - 30/06/2021	01/07/2019 - 30/06/2020
Morningstar ESG – Moderately Cautious Portfolio	7.25	0.49	-7.10	8.65	4.30

Asset Allocation



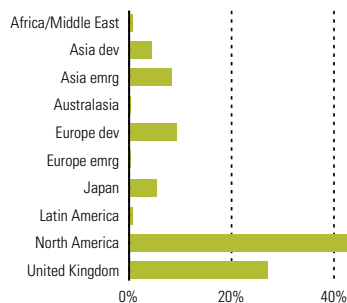
Asset Class Breakdown



Returns Disclosure

The returns shown may not be the same as the returns of an investor's actual account and this due to various factors including the investment date by the investor and differences across platforms. The returns are calculated through Morningstar Direct, are provided for illustrative purposes only and should not be viewed as the performance of an actual account. The trailing returns shown are cumulative and year-on-year returns show complete 12-month periods. All performance is shown net of the holdings' management fees and expenses based on the cheapest share class available; however does not include the 0.25% per annum charged by Morningstar Investment Management Europe Ltd, the advisor fees or the Platform fees, therefore the actual performance experienced will be lower once these charges have been taken into account.

Equity Regional Exposure % (Look Through)



Equity Sector Exposure % (Look Through)

Technology	20.01
Financial Services	17.02
Healthcare	15.34
Industrials	11.71
Consumer Cyclical	10.98
Consumer Defensive	7.95
Communication Services	7.49
Basic Materials	3.48
Energy	2.26
RealEstate	2.08
Utilities	1.68

Morningstar Equity Style Box (Look Through)*

Portfolio Date: 30/06/2024

Value	Blend	Growth	MarketCap	%
19.7	25.8	27.1	MarketCap	
7.3	10.6	4.6	Market Cap Giant	33.20
1.8	2.1	1.0	Market Cap Large	39.55
			Market Cap Mid	22.43
			Market Cap Small	4.04
			Market Cap Micro	0.78

*(see page 2 for explanation)

ESG – Moderately Cautious Portfolio

Factsheet 30/06/2024

Top Ten Holdings

	Broad Asset Class	Morningstar Category	Portfolio Weighting %
Invesco GBP Corporate Bond ESG ETF Dist	Fixed Income	GBP Corporate Bond	11.70
iShares MSCI USA SRI ETF USD Acc	Equity	US Large-Cap Blend Equity	11.60
Vanguard U.S. Govt Bd Idx E H Acc	Fixed Income	Other Bond	11.50
iShares UK Gilts All Stks Idx (UK) H Acc	Fixed Income	GBP Government Bond	10.50
iShares \$ Treasury Bond ETF GBP H Dist	Fixed Income	Other Bond	6.30
L&G ESG GBP Corporate Bond 0-5 Year ETF	Fixed Income	GBP Corporate Bond - Short Term	5.50
UBS ETF MSCI UK IMI SRI GBP A dis	Equity	UK Large-Cap Equity	5.00
iShares Up to 10YrsLndLnkdGttdx(UK)DAcc	Fixed Income	GBP Inflation-Linked Bond	4.00
Royal London Short Term Money Mkt Y Acc	Cash & Cash Equivalents	GBP Money Market - Short Term	4.00
iShares MSCI WldQualDiv ESG ETF USD Dist	Equity	Global Equity Income	2.75

A fund may not be available on all platforms and hence it is not always possible for us to replicate the model portfolios through all platforms. In this case, different funds will be used and weightings may also differ for portfolio construction reasons.

Contact Us

If you have any queries, or require any further information, please contact your financial adviser.

Morningstar Investment Management Europe Ltd
1 Oliver's Yard
55-71 City Road
London
EC1Y 1HQ

Email: UKmanagedportfolios@morningstar.com
Telephone: 020 3107 2930
Website: <https://mp.morningstar.com>

Risk Warnings

Unless stated otherwise, all data and information is presented at 30/06/2024. Past performance is not a guide to future returns. The value of investments may go down as well as up and investors may not get back the amount invested. The portfolio shown has similar investment objectives and strategies as the portfolio recommended to individual clients by their financial adviser; however, may not contain the same securities that are currently underlying the portfolio provided to individual clients. Specific securities mentioned should not be viewed as a recommendation to buy or sell such securities. Due to platform requirements, cash allocations may differ per platform.

There is no guarantee that a diversified portfolio will enhance overall returns or will outperform a non-diversified portfolio. Neither diversification nor asset allocation ensure a profit or guarantee against loss. It is important to note that investments in mutual funds involve risk, including as a result of market and general economic conditions, and will not always be profitable.

Morningstar Equity Style Box

The Morningstar Style Box is a nine-square grid that illustrates the investment style of a security. Size (large, mid, or small) is displayed along the vertical axis and style is displayed along the horizontal axis. The "value" and "growth" investment styles are common to both stocks and funds. For stocks, the central column of the Style Box represents the "core" style. Few or no funds contain only stocks with extreme value-growth orientations, and both value and growth managers often hold core stocks for diversification or other reasons. Therefore, for funds, the central column represents the "blend" style (a mixture of growth and value stocks or mostly core stocks).

Morningstar Investment Management Europe Ltd

Morningstar Managed Portfolios are offered by Morningstar Investment Management Europe Ltd, which is authorised and regulated by the UK Financial Conduct Authority to provide services to Professional clients and is the entity providing the discretionary management services. Morningstar Managed Portfolios are intended for citizens or legal residents of the United Kingdom. These portfolios can only be made available through the use of an Investment Adviser appropriately authorised and regulated by the Financial Conduct Authority.

The Morningstar name and logo are registered trademarks of Morningstar, Inc, the parent company of Morningstar Investment Management Europe Ltd. This document includes proprietary materials of Morningstar. Reproduction, transcription, or other use, by any means, in whole or in part, without the prior written consent of Morningstar is prohibited. The information, data, and analyses presented herein do not constitute investment advice; are provided as of the date written and are not warranted to be correct, complete or accurate. The statistics noted are derived from the holdings and statistics of the funds underlying this Morningstar Managed Portfolio. The data used to formulate the portfolio statistics is from information contained in Morningstar Inc's database on the underlying funds as of the month end date listed; therefore the information may not be reflective of the portfolio's current holdings and/or statistics.

Look-through charts are calculated by aggregating the underlying fund holdings. For data integrity purposes, any underlying holdings that have not been reported in the past 184 days are excluded from the look-through calculations. Therefore, actual exposures may differ from what is presented.

The allocations shown within this report are subject to change without notice. A Portfolio Rationale document will be issued to the adviser in any instance where a change has been made to the portfolio.

For more information about Morningstar Wealth please visit: <https://bit.ly/MSWEMEADisclaimers>.

ESG – Moderate Portfolio

Factsheet 30/06/2024

Investment Objective

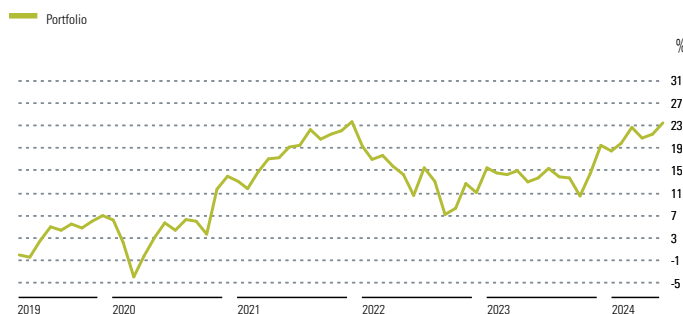
The Moderate Portfolio aims to provide capital growth and some capital preservation over the medium to long term whilst also helping investors incorporate environmental social and governance (ESG) goals within their portfolio. The portfolio is actively managed and invests in both active and passive funds within the core asset classes of equity and fixed income, with a moderate bias towards equities. Smaller positions in alternative asset classes may be included for diversification purposes. We set a maximum equity weighting of 70% for this risk profile.

Portfolio Details

Minimum Investment	Platform dependent
Inception/Launch date	30/04/2019
Investment Manager	Morningstar Investment Management Europe Ltd
Annual Management Charge	0.25%

Investment Growth

Time Period: 30/04/2019 to 30/06/2024



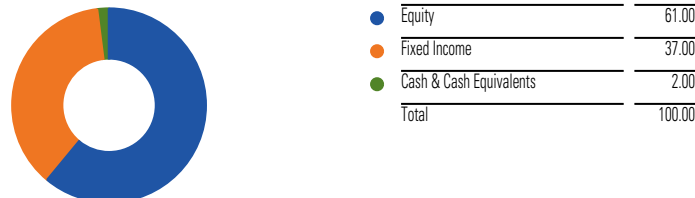
Portfolio Returns

As Of Date: 30/06/2024

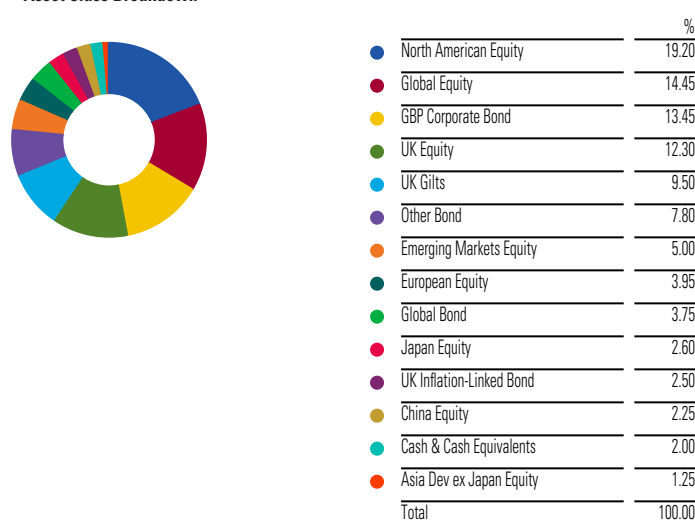
Trailing Returns %	1Month	3M	YTD	2023	2022	2021	Since Inception
Morningstar ESG – Moderate Portfolio	1.67	0.64	3.32	7.57	-10.17	8.53	23.51

Year on Year Returns %	01/07/2023 - 30/06/2024	01/07/2022 - 30/06/2023	01/07/2021 - 30/06/2022	01/07/2020 - 30/06/2021	01/07/2019 - 30/06/2020
Morningstar ESG – Moderate Portfolio	8.68	2.72	-7.18	12.82	3.07

Asset Allocation



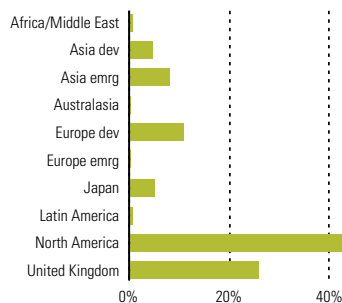
Asset Class Breakdown



Returns Disclosure

The returns shown may not be the same as the returns of an investor's actual account and this due to various factors including the investment date by the investor and differences across platforms. The returns are calculated through Morningstar Direct, are provided for illustrative purposes only and should not be viewed as the performance of an actual account. The trailing returns shown are cumulative and year-on-year returns show complete 12-month periods. All performance is shown net of the holdings' management fees and expenses based on the cheapest share class available; however does not include the 0.25% per annum charged by Morningstar Investment Management Europe Ltd, the advisor fees or the Platform fees, therefore the actual performance experienced will be lower once these charges have been taken into account.

Equity Regional Exposure % (Look Through)



Equity Sector Exposure % (Look Through)

Technology	20.52
Financial Services	17.34
Healthcare	14.46
Industrials	11.90
Consumer Cyclical	11.11
Consumer Defensive	7.87
Communication Services	7.24
Basic Materials	3.64
Energy	2.15
RealEstate	2.14
Utilities	1.63

Morningstar Equity Style Box (Look Through)*

Portfolio Date: 30/06/2024

MarketCap	Value Blend Growth			MarketCap
Market Cap Giant	19.8	26.5	26.6	33.68
Market Cap Large	7.0	10.3	4.5	39.33
Market Cap Mid	1.8	2.3	1.1	21.67
Market Cap Small				4.42
Market Cap Micro				0.90

*(see page 2 for explanation)

Top Ten Holdings

	Broad Asset Class	Morningstar Category	Portfolio Weighting %
iShares MSCI USA SRI ETF USD Acc	Equity	US Large-Cap Blend Equity	16.95
iShares UK Gilts All Stks Idx (UK) H Acc	Fixed Income	GBP Government Bond	9.50
UBS ETF MSCI UK IMI SRI GBP A dis	Equity	UK Large-Cap Equity	9.00
Invesco GBP Corporate Bond ESG ETF Dist	Fixed Income	GBP Corporate Bond	8.65
Vanguard U.S. Govt Bd Idx £ H Acc	Fixed Income	Other Bond	6.70
iShares MSCI WldQualDiv ESG ETF USD Dist	Equity	Global Equity Income	5.25
Morgan Stanley UK Global Sustain I Acc	Equity	Global Large-Cap Blend Equity	3.60
L&G ESG GBP Corporate Bond 0-5 Year ETF	Fixed Income	GBP Corporate Bond - Short Term	3.55
HSBC MSCI Em Mkts Val ESG ETF USD (Acc)	Equity	Global Emerging Markets Equity	3.00
Invesco FTSE All Share ESG Climate ETF	Equity	Sector Equity Ecology	2.90

A fund may not be available on all platforms and hence it is not always possible for us to replicate the model portfolios through all platforms. In this case, different funds will be used and weightings may also differ for portfolio construction reasons.

Contact Us

If you have any queries, or require any further information, please contact your financial adviser.

Morningstar Investment Management Europe Ltd
1 Oliver's Yard
55-71 City Road
London
EC1Y 1HQ

Email: UKmanagedportfolios@morningstar.com
Telephone: 020 3107 2930
Website: <https://mp.morningstar.com>

Risk Warnings

Unless stated otherwise, all data and information is presented at 30/06/2024. Past performance is not a guide to future returns. The value of investments may go down as well as up and investors may not get back the amount invested. The portfolio shown has similar investment objectives and strategies as the portfolio recommended to individual clients by their financial adviser; however, may not contain the same securities that are currently underlying the portfolio provided to individual clients. Specific securities mentioned should not be viewed as a recommendation to buy or sell such securities. Due to platform requirements, cash allocations may differ per platform.

There is no guarantee that a diversified portfolio will enhance overall returns or will outperform a non-diversified portfolio. Neither diversification nor asset allocation ensure a profit or guarantee against loss. It is important to note that investments in mutual funds involve risk, including as a result of market and general economic conditions, and will not always be profitable.

Morningstar Equity Style Box

The Morningstar Style Box is a nine-square grid that illustrates the investment style of a security. Size (large, mid, or small) is displayed along the vertical axis and style is displayed along the horizontal axis. The "value" and "growth" investment styles are common to both stocks and funds. For stocks, the central column of the Style Box represents the "core" style. Few or no funds contain only stocks with extreme value-growth orientations, and both value and growth managers often hold core stocks for diversification or other reasons. Therefore, for funds, the central column represents the "blend" style (a mixture of growth and value stocks or mostly core stocks).

Morningstar Investment Management Europe Ltd

Morningstar Managed Portfolios are offered by Morningstar Investment Management Europe Ltd, which is authorised and regulated by the UK Financial Conduct Authority to provide services to Professional clients and is the entity providing the discretionary management services. Morningstar Managed Portfolios are intended for citizens or legal residents of the United Kingdom. These portfolios can only be made available through the use of an Investment Adviser appropriately authorised and regulated by the Financial Conduct Authority.

The Morningstar name and logo are registered trademarks of Morningstar, Inc, the parent company of Morningstar Investment Management Europe Ltd. This document includes proprietary materials of Morningstar. Reproduction, transcription, or other use, by any means, in whole or in part, without the prior written consent of Morningstar is prohibited. The information, data, and analyses presented herein do not constitute investment advice; are provided as of the date written and are not warranted to be correct, complete or accurate. The statistics noted are derived from the holdings and statistics of the funds underlying this Morningstar Managed Portfolio. The data used to formulate the portfolio statistics is from information contained in Morningstar Inc's database on the underlying funds as of the month end date listed; therefore the information may not be reflective of the portfolio's current holdings and/or statistics.

Look-through charts are calculated by aggregating the underlying fund holdings. For data integrity purposes, any underlying holdings that have not been reported in the past 184 days are excluded from the look-through calculations. Therefore, actual exposures may differ from what is presented.

The allocations shown within this report are subject to change without notice. A Portfolio Rationale document will be issued to the adviser in any instance where a change has been made to the portfolio.

For more information about Morningstar Wealth please visit: <https://bit.ly/MSWEMEADisclaimers>.

ESG – Moderately Adventurous Portfolio

Factsheet 30/06/2024

Investment Objective

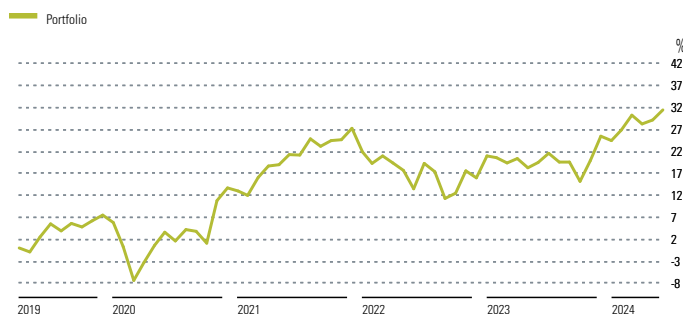
The Moderately Adventurous Portfolio aims to provide capital growth over the long term whilst also helping investors incorporate environmental social and governance (ESG) goals within their portfolio. The portfolio is actively managed and invests in both active and passive funds within the core asset classes of equity and fixed income, with a bias towards equities. Smaller positions in alternative asset classes may be included for diversification purposes. We set a maximum equity weighting of 90% for this risk profile.

Portfolio Details

Minimum Investment	Platform dependent
Inception/Launch date	30/04/2019
Investment Manager	Morningstar Investment Management Europe Ltd
Annual Management Charge	0.25%

Investment Growth

Time Period: 30/04/2019 to 30/06/2024




Portfolio Returns

As Of Date: 30/06/2024


Trailing Returns %	1Month	3M	YTD	2023	2022	2021	Since Inception
Morningstar ESG – Moderately Adventurous Portfolio	1.82	0.94	4.78	8.22	-8.84	11.97	31.55

Year on Year Returns %	01/07/2023 - 30/06/2024	01/07/2022 - 30/06/2023	01/07/2021 - 30/06/2022	01/07/2020 - 30/06/2021	01/07/2019 - 30/06/2020
Morningstar ESG – Moderately Adventurous Portfolio	10.08	5.26	-6.43	17.09	1.06

Asset Allocation



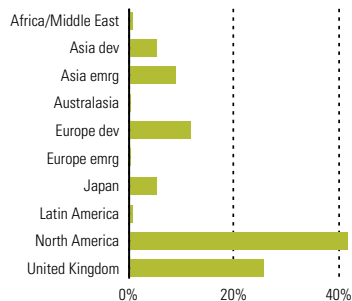
Asset Class Breakdown



Returns Disclosure

The returns shown may not be the same as the returns of an investor's actual account and this due to various factors including the investment date by the investor and differences across platforms. The returns are calculated through Morningstar Direct, are provided for illustrative purposes only and should not be viewed as the performance of an actual account. The trailing returns shown are cumulative and year-on-year returns show complete 12-month periods. All performance is shown net of the holdings' management fees and expenses based on the cheapest share class available; however does not include the 0.25% per annum charged by Morningstar Investment Management Europe Ltd, the advisor fees or the Platform fees, therefore the actual performance experienced will be lower once these charges have been taken into account.

Equity Regional Exposure % (Look Through)



Equity Sector Exposure % (Look Through)

Technology	20.11
Financial Services	17.33
Healthcare	15.41
Industrials	11.88
Consumer Cyclical	10.97
Consumer Defensive	7.83
Communication Services	7.00
Basic Materials	3.62
RealEstate	2.14
Energy	2.07
Utilities	1.62

Morningstar Equity Style Box (Look Through)*

Portfolio Date: 30/06/2024

Value	Blend	Growth	MarketCap	%
19.7	26.5	26.9	Market Cap	
6.8	10.0	4.5	Market Cap Giant	34.11
1.9	2.4	1.2	Market Cap Large	39.09
			Market Cap Mid	21.22
			Market Cap Small	4.61
			Market Cap Micro	0.97

*(see page 2 for explanation)

ESG – Moderately Adventurous Portfolio

Factsheet 30/06/2024

Top Ten Holdings

	Broad Asset Class	Morningstar Category	Portfolio Weighting %
iShares MSCI USA SRI ETF USD Acc	Equity	US Large-Cap Blend Equity	19.25
UBS ETF MSCI UK IMI SRI GBP A dis	Equity	UK Large-Cap Equity	11.75
iShares MSCI WldQualDiv ESG ETF USD Dist	Equity	Global Equity Income	7.00
Invesco GBP Corporate Bond ESG ETF Dist	Fixed Income	GBP Corporate Bond	6.50
iShares UK Gilts All Stks Idx (UK) H Acc	Fixed Income	GBP Government Bond	5.00
Morgan Stanley UK Global Sustain I Acc	Equity	Global Large-Cap Blend Equity	4.75
iShares MSCI Europe SRI ETF EUR Acc	Equity	Europe Large-Cap Blend Equity	4.10
HSBC MSCI Em Mkts Val ESG ETF USD (Acc)	Equity	Global Emerging Markets Equity	3.95
Invesco FTSE All Share ESG Climate ETF	Equity	Sector Equity Ecology	3.70
iShares MSCI Japan SRI ETF	Equity	Japan Large-Cap Equity	3.50

A fund may not be available on all platforms and hence it is not always possible for us to replicate the model portfolios through all platforms. In this case, different funds will be used and weightings may also differ for portfolio construction reasons.

Risk Warnings

Unless stated otherwise, all data and information is presented at 30/06/2024. Past performance is not a guide to future returns. The value of investments may go down as well as up and investors may not get back the amount invested. The portfolio shown has similar investment objectives and strategies as the portfolio recommended to individual clients by their financial adviser; however, may not contain the same securities that are currently underlying the portfolio provided to individual clients. Specific securities mentioned should not be viewed as a recommendation to buy or sell such securities. Due to platform requirements, cash allocations may differ per platform.

There is no guarantee that a diversified portfolio will enhance overall returns or will outperform a non-diversified portfolio. Neither diversification nor asset allocation ensure a profit or guarantee against loss. It is important to note that investments in mutual funds involve risk, including as a result of market and general economic conditions, and will not always be profitable.

Morningstar Equity Style Box

The Morningstar Style Box is a nine-square grid that illustrates the investment style of a security. Size (large, mid, or small) is displayed along the vertical axis and style is displayed along the horizontal axis. The "value" and "growth" investment styles are common to both stocks and funds. For stocks, the central column of the Style Box represents the "core" style. Few or no funds contain only stocks with extreme value-growth orientations, and both value and growth managers often hold core stocks for diversification or other reasons. Therefore, for funds, the central column represents the "blend" style (a mixture of growth and value stocks or mostly core stocks).

Contact Us

If you have any queries, or require any further information, please contact your financial adviser.

Morningstar Investment Management Europe Ltd
1 Oliver's Yard
55-71 City Road
London
EC1Y 1HQ

Email: UKmanagedportfolios@morningstar.com
Telephone: 020 3107 2930
Website: <https://mp.morningstar.com>

Morningstar Investment Management Europe Ltd

Morningstar Managed Portfolios are offered by Morningstar Investment Management Europe Ltd, which is authorised and regulated by the UK Financial Conduct Authority to provide services to Professional clients and is the entity providing the discretionary management services. Morningstar Managed Portfolios are intended for citizens or legal residents of the United Kingdom. These portfolios can only be made available through the use of an Investment Adviser appropriately authorised and regulated by the Financial Conduct Authority.

The Morningstar name and logo are registered trademarks of Morningstar, Inc, the parent company of Morningstar Investment Management Europe Ltd. This document includes proprietary materials of Morningstar. Reproduction, transcription, or other use, by any means, in whole or in part, without the prior written consent of Morningstar is prohibited. The information, data, and analyses presented herein do not constitute investment advice; are provided as of the date written and are not warranted to be correct, complete or accurate. The statistics noted are derived from the holdings and statistics of the funds underlying this Morningstar Managed Portfolio. The data used to formulate the portfolio statistics is from information contained in Morningstar Inc's database on the underlying funds as of the month end date listed; therefore the information may not be reflective of the portfolio's current holdings and/or statistics.

Look-through charts are calculated by aggregating the underlying fund holdings. For data integrity purposes, any underlying holdings that have not been reported in the past 184 days are excluded from the look-through calculations. Therefore, actual exposures may differ from what is presented.

The allocations shown within this report are subject to change without notice. A Portfolio Rationale document will be issued to the adviser in any instance where a change has been made to the portfolio.

For more information about Morningstar Wealth please visit: <https://bit.ly/MSWEMEADisclaimers>.

ESG – Adventurous Portfolio

Factsheet 30/06/2024

Investment Objective

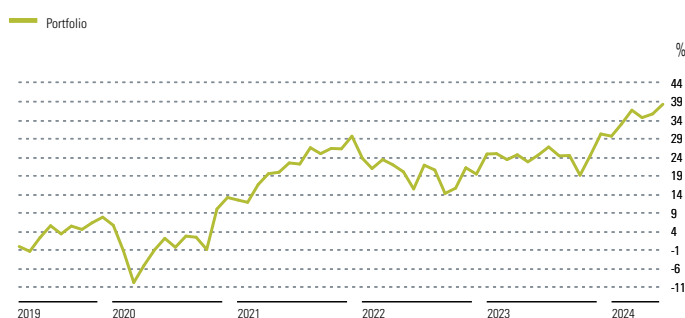
The Adventurous Portfolio aims to provide capital growth over the long term whilst also helping investors incorporate environmental social and governance (ESG) goals within their portfolio. The portfolio is actively managed and invests predominantly in equities via both active and passive funds, to a maximum of 100%. Smaller positions in fixed income, and alternative asset classes may also be included.

Portfolio Details

Minimum Investment	Platform dependent
Inception/Launch date	30/04/2019
Investment Manager	Morningstar Investment Management Europe Ltd
Annual Management Charge	0.25%

Investment Growth

Time Period: 30/04/2019 to 30/06/2024



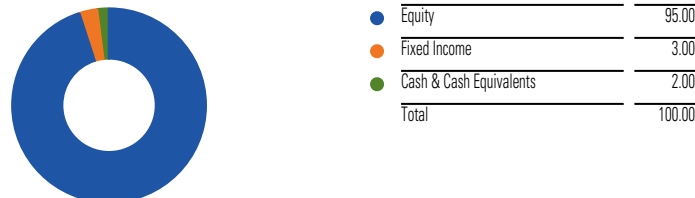
Portfolio Returns

As Of Date: 30/06/2024

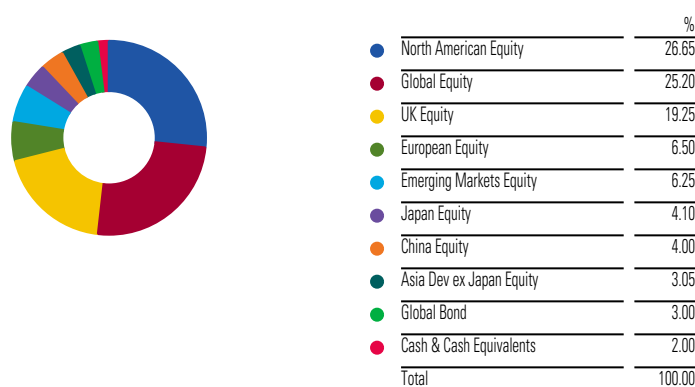
Trailing Returns %	1Month	3M	YTD	2023	2022	2021	Since Inception
Morningstar ESG – Adventurous Portfolio	1.92	1.17	6.11	9.07	-7.83	14.57	38.32

Year on Year Returns %	01/07/2023 - 30/06/2024	01/07/2022 - 30/06/2023	01/07/2021 - 30/06/2022	01/07/2020 - 30/06/2021	01/07/2019 - 30/06/2020
Morningstar ESG – Adventurous Portfolio	11.03	7.88	-5.76	19.89	-0.19

Asset Allocation



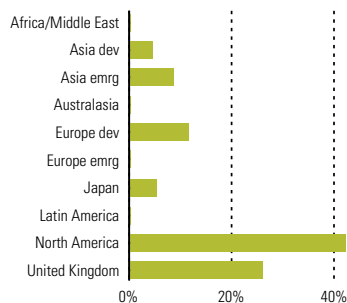
Asset Class Breakdown



Returns Disclosure

The returns shown may not be the same as the returns of an investor's actual account and this due to various factors including the investment date by the investor and differences across platforms. The returns are calculated through Morningstar Direct, are provided for illustrative purposes only and should not be viewed as the performance of an actual account. The trailing returns shown are cumulative and year-on-year returns show complete 12-month periods. All performance is shown net of the holdings' management fees and expenses based on the cheapest share class available; however does not include the 0.25% per annum charged by Morningstar Investment Management Europe Ltd, the advisor fees or the Platform fees, therefore the actual performance experienced will be lower once these charges have been taken into account.

Equity Regional Exposure % (Look Through)



Equity Sector Exposure % (Look Through)

Technology	19.98
Financial Services	17.34
Healthcare	16.20
Industrials	11.89
Consumer Cyclical	10.82
Consumer Defensive	7.79
Communication Services	6.80
Basic Materials	3.50
RealEstate	2.11
Energy	1.96
Utilities	1.60

Morningstar Equity Style Box (Look Through)*

Portfolio Date: 30/06/2024

Value	Blend	Growth	MarketCap	%
19.6	26.8	26.9	Market Cap	
6.6	10.1	4.5	Market Cap Giant	34.18
1.9	2.4	1.2	Market Cap Large	39.16
			Market Cap Mid	21.14
			Market Cap Small	4.57
			Market Cap Micro	0.95

*(see page 2 for explanation)

Top Ten Holdings

	Broad Asset Class	Morningstar Category	Portfolio Weighting %
iShares MSCI USA SRI ETF USD Acc	Equity	US Large-Cap Blend Equity	19.25
UBS ETF MSCI UK IMI SRI GBP A dis	Equity	UK Large-Cap Equity	13.75
iShares MSCI WldQualDiv ESG ETF USD Dist	Equity	Global Equity Income	8.50
Morgan Stanley UK Global Sustain I Acc	Equity	Global Large-Cap Blend Equity	7.00
iShares MSCI Europe SRI ETF EUR Acc	Equity	Europe Large-Cap Blend Equity	4.50
Invesco FTSE All Share ESG Climate ETF	Equity	Sector Equity Ecology	4.20
iShares MSCI Japan SRI ETF	Equity	Japan Large-Cap Equity	4.10
HSBC MSCI Em Mkts Val ESG ETF USD (Acc)	Equity	Global Emerging Markets Equity	4.00
UBS(Lux)FS MSCI CHNESGUvslwCarbSelAdis	Equity	China Equity	4.00
iShares MSCI USASmCp ESGEnh ETF USD Acc	Equity	US Small-Cap Equity	3.75

A fund may not be available on all platforms and hence it is not always possible for us to replicate the model portfolios through all platforms. In this case, different funds will be used and weightings may also differ for portfolio construction reasons.

Contact Us

If you have any queries, or require any further information, please contact your financial adviser.

Morningstar Investment Management Europe Ltd
1 Oliver's Yard
55-71 City Road
London
EC1Y 1HQ

Email: UKmanagedportfolios@morningstar.com
Telephone: 020 3107 2930
Website: <https://mp.morningstar.com>

Risk Warnings

Unless stated otherwise, all data and information is presented at 30/06/2024. Past performance is not a guide to future returns. The value of investments may go down as well as up and investors may not get back the amount invested. The portfolio shown has similar investment objectives and strategies as the portfolio recommended to individual clients by their financial adviser; however, may not contain the same securities that are currently underlying the portfolio provided to individual clients. Specific securities mentioned should not be viewed as a recommendation to buy or sell such securities. Due to platform requirements, cash allocations may differ per platform.

There is no guarantee that a diversified portfolio will enhance overall returns or will outperform a non-diversified portfolio. Neither diversification nor asset allocation ensure a profit or guarantee against loss. It is important to note that investments in mutual funds involve risk, including as a result of market and general economic conditions, and will not always be profitable.

Morningstar Equity Style Box

The Morningstar Style Box is a nine-square grid that illustrates the investment style of a security. Size (large, mid, or small) is displayed along the vertical axis and style is displayed along the horizontal axis. The "value" and "growth" investment styles are common to both stocks and funds. For stocks, the central column of the Style Box represents the "core" style. Few or no funds contain only stocks with extreme value-growth orientations, and both value and growth managers often hold core stocks for diversification or other reasons. Therefore, for funds, the central column represents the "blend" style (a mixture of growth and value stocks or mostly core stocks).

Morningstar Investment Management Europe Ltd

Morningstar Managed Portfolios are offered by Morningstar Investment Management Europe Ltd, which is authorised and regulated by the UK Financial Conduct Authority to provide services to Professional clients and is the entity providing the discretionary management services. Morningstar Managed Portfolios are intended for citizens or legal residents of the United Kingdom. These portfolios can only be made available through the use of an Investment Adviser appropriately authorised and regulated by the Financial Conduct Authority.

The Morningstar name and logo are registered trademarks of Morningstar, Inc, the parent company of Morningstar Investment Management Europe Ltd. This document includes proprietary materials of Morningstar. Reproduction, transcription, or other use, by any means, in whole or in part, without the prior written consent of Morningstar is prohibited. The information, data, and analyses presented herein do not constitute investment advice; are provided as of the date written and are not warranted to be correct, complete or accurate. The statistics noted are derived from the holdings and statistics of the funds underlying this Morningstar Managed Portfolio. The data used to formulate the portfolio statistics is from information contained in Morningstar Inc's database on the underlying funds as of the month end date listed; therefore the information may not be reflective of the portfolio's current holdings and/or statistics.

Look-through charts are calculated by aggregating the underlying fund holdings. For data integrity purposes, any underlying holdings that have not been reported in the past 184 days are excluded from the look-through calculations. Therefore, actual exposures may differ from what is presented.

The allocations shown within this report are subject to change without notice. A Portfolio Rationale document will be issued to the adviser in any instance where a change has been made to the portfolio.

For more information about Morningstar Wealth please visit: <https://bit.ly/MSWEMEADisclaimers>.



1 Oliver's Yard,
55-71 City Road,
London EC1Y 1HQ

Tel: +44 (0) 20 3107 2930
Fax: +44 (0) 20 3107 0001

UKManagedPortfolios@morningstar.com
<https://mp.morningstar.com>