

Morningstar MPS – International Range

Monthly Factsheets

For Professional Clients only

Morningstar Investment Management Europe Ltd
1 Oliver's Yard,
55-71 City Road,
London
EC1Y 1HQ
Tel: +44 (0) 20 3107 2930
Fax: +44 (0) 20 3107 0001
Web: <https://mp.morningstar.com>
Email: International.Portfolios@morningstar.com

International GBP - Cautious Growth

Factsheet 31/01/2024

Investment Objective

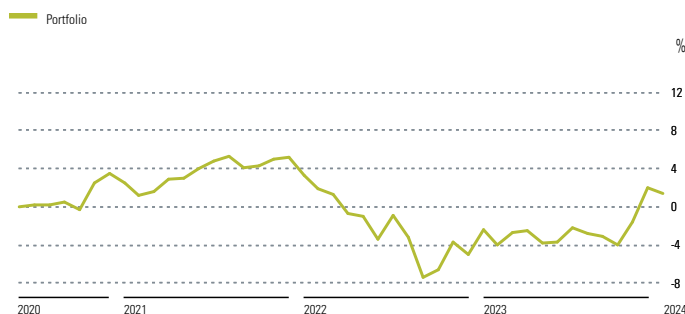
The Cautious Growth Portfolio aims to provide some capital growth whilst focusing on capital preservation over the short to medium term. The portfolio is actively managed and primarily invests in equities and fixed income assets, with a notable bias towards more defensive assets. The portfolio primarily invests in passive funds, but it will also have exposure to active funds if the managers believe value can be added. Positions in alternative asset classes may be included for diversification purposes. We set a maximum equity weighting of 30% for this risk profile.

Portfolio Details

Minimum Investment	Platform dependent
Inception/Launch date	30/06/2020
Investment Manager	Morningstar Investment Management Europe Ltd
Annual Management Charge	0.25%

Investment Growth

Time Period: 30/06/2020 to 31/01/2024




Portfolio Returns

As Of Date: 31/01/2024

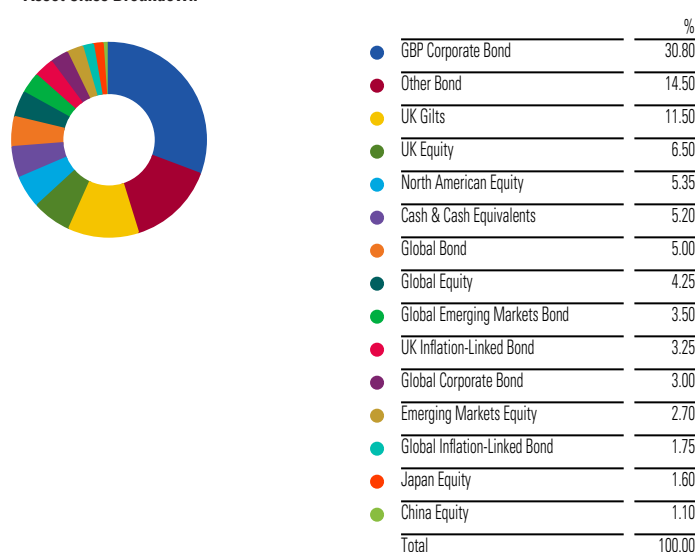
Trailing Returns %	1Month	3M	YTD	2023	2022	2021	Since Inception
Portfolio	-0.57	5.56	-0.57	7.31	-9.66	1.62	1.37

Year on Year Returns %	01/02/2023 - 31/01/2024	01/02/2022 - 31/01/2023	01/02/2021 - 31/01/2022
Portfolio	3.85	-5.51	0.76

Asset Allocation



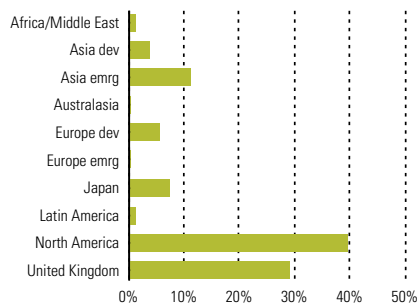
Asset Class Breakdown



Returns Disclosure

The returns shown may not be the same as the returns of an investor's actual account and this due to various factors including the investment date by the investor and differences across platforms. The returns are calculated through Morningstar Direct, are provided for illustrative purposes only and should not be viewed as the performance of an actual account. The trailing returns shown are cumulative and year-on-year returns show complete 12-month periods. All performance is shown net of the holdings' management fees and expenses based on the cheapest share class available; however does not include the 0.25% per annum charged by Morningstar Investment Management Europe Ltd, the advisor fees or the Platform fees, therefore the actual performance experienced will be lower once these charges have been taken into account.

Equity Regional Exposure % (Look Through)



Equity Sector Exposure % (Look Through)

Healthcare	18.26
Consumer Defensive	15.73
Technology	13.00
Financial Services	12.83
Industrials	9.82
Consumer Cyclical	9.50
Communication Services	6.98
Energy	5.89
Basic Materials	4.44
Utilities	2.25
RealEstate	1.30

Morningstar Equity Style Box (Look Through)*

Portfolio Date: 31/01/2024

Value	Blend	Growth	MarketCap	%
23.1	27.5	26.5	Market Cap	
4.3	7.8	4.2	Market Cap Giant	43.94
2.0	2.5	2.2	Market Cap Large	33.14
			Market Cap Mid	16.29
			Market Cap Small	4.19
			Market Cap Micro	2.44

*(see page 2 for explanation)

Top Ten Holdings

	Broad Asset Class	Morningstar Category	Portfolio Weighting %
Vanguard UK S/T Invn Grd Bd Idx £ Acc	Fixed Income	GBP Corporate Bond - Short Term	17.20
Vanguard U.S. Govt Bd Idx £ H Acc	Fixed Income	Other Bond	12.00
iShares Core UK Gilts ETF GBP Dist	Fixed Income	GBP Government Bond	11.50
Vanguard UK Invn Grd Bd Idx £ Acc	Fixed Income	GBP Corporate Bond	8.10
iShares Core FTSE 100 ETF GBP Acc	Equity	UK Large-Cap Equity	6.50
Invesco GBP Corporate Bond ETF Dist	Fixed Income	GBP Corporate Bond	5.50
BlackRock ICS Sterling Liq Heritage Acc	Cash & Cash Equivalents	GBP Money Market - Short Term	5.20
PIMCO GIS Glb Bd Instl GBPH Acc	Fixed Income	Global Bond - GBP Hedged	5.00
Xtrackers S&P 500 Swap ETF 1C	Equity	US Large-Cap Blend Equity	4.10
Colchester Lcl Mkts Bd I £ Acc	Fixed Income	Global Emerging Markets Bond - Local Currency	3.50

Contact Us

If you have any queries, or require any further information, please contact your financial adviser.

Morningstar Investment Management Europe Ltd
1 Oliver's Yard
55-71 City Road
London
EC1Y 1HQ

Email: International.Portfolios@morningstar.com
Telephone: 020 3107 2930
Website: <https://mp.morningstar.com>

A fund may not be available on all platforms and hence it is not always possible for us to replicate the model portfolios through all platforms. In this case, different funds will be used and weightings may also differ for portfolio construction reasons.

Risk Warnings

Unless stated otherwise, all data and information is presented at 31/01/2024. Past performance is not a guide to future returns. The value of investments may go down as well as up and investors may not get back the amount invested. The portfolio shown has similar investment objectives and strategies as the portfolio recommended to individual clients by their financial adviser; however, may not contain the same securities that are currently underlying the portfolio provided to individual clients. Specific securities mentioned should not be viewed as a recommendation to buy or sell such securities. Due to platform requirements, cash allocations may differ per platform.

There is no guarantee that a diversified portfolio will enhance overall returns or will outperform a non-diversified portfolio. Neither diversification nor asset allocation ensure a profit or guarantee against loss. It is important to note that investments in mutual funds involve risk, including as a result of market and general economic conditions, and will not always be profitable.

Morningstar Equity Style Box

The Morningstar Style Box is a nine-square grid that illustrates the investment style of a security. Size (large, mid, or small) is displayed along the vertical axis and style is displayed along the horizontal axis. The "value" and "growth" investment styles are common to both stocks and funds. For stocks, the central column of the Style Box represents the "core" style. Few or no funds contain only stocks with extreme value-growth orientations, and both value and growth managers often hold core stocks for diversification or other reasons. Therefore, for funds, the central column represents the "blend" style (a mixture of growth and value stocks or mostly core stocks).

Morningstar Investment Management Europe Ltd

Morningstar Managed Portfolios are offered by Morningstar Investment Management Europe Ltd, which is authorised and regulated by the UK Financial Conduct Authority to provide services to Professional clients and is the entity providing the discretionary management services. These portfolios can only be made available through the use of an Investment Adviser appropriately authorised and regulated by a competent authority.

The Morningstar name and logo are registered trademarks of Morningstar, Inc, the parent company of Morningstar Investment Management Europe Ltd. This document includes proprietary materials of Morningstar. Reproduction, transcription, or other use, by any means, in whole or in part, without the prior written consent of Morningstar is prohibited. The information, data, and analyses presented herein do not constitute investment advice; are provided as of the date written and are not warranted to be correct, complete or accurate. The statistics noted are derived from the holdings and statistics of the funds underlying this Morningstar Managed Portfolio. The data used to formulate the portfolio statistics is from information contained in Morningstar Inc's database on the underlying funds as of the month end date listed; therefore the information may not be reflective of the portfolio's current holdings and/or statistics.

Look-through charts are calculated by aggregating the underlying fund holdings. For data integrity purposes, any underlying holdings that have not been reported in the past 184 days are excluded from the look-through calculations. Therefore, actual exposures may differ from what is presented.

The allocations shown within this report are subject to change without notice. A Portfolio Rationale document will be issued to the adviser in any instance where a change has been made to the portfolio. Tax treatment depends on individual circumstances and subject to change. Morningstar Investment Management Europe Ltd does not provide tax advice and independent professional advice should be sought.

For more information about Morningstar Wealth please visit: <https://mp-morningstar.com/Morningstar-Wealth-EMEA-Disclaimers>.

International GBP - Moderately Cautious Growth

Factsheet 31/01/2024

Investment Objective

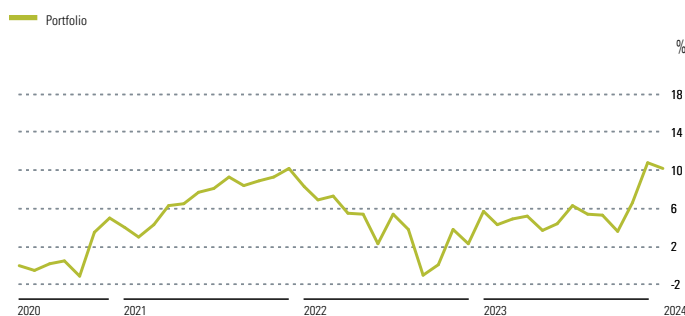
The Moderately Cautious Growth Portfolio aims to provide a balance between capital growth and capital preservation over the medium term. The portfolio is actively managed and primarily invests in equities and fixed income assets, with a balance between equities and defensive assets. The portfolio primarily invests in passive funds, but it will also have exposure to active funds if the managers believe value can be added. Positions in alternative asset classes may be included for diversification purposes. We set a maximum equity weighting of 50% for this risk profile.

Portfolio Details

Minimum Investment	Platform dependent
Inception/Launch date	30/06/2020
Investment Manager	Morningstar Investment Management Europe Ltd
Annual Management Charge	0.25%

Investment Growth

Time Period: 30/06/2020 to 31/01/2024




Portfolio Returns

As Of Date: 31/01/2024

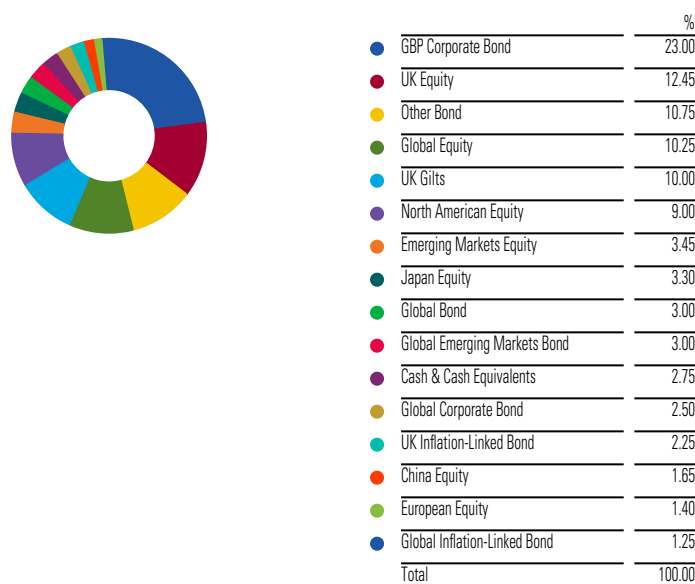
Trailing Returns %	1Month	3M	YTD	2023	2022	2021	Since Inception
Portfolio	-0.48	6.43	-0.48	8.31	-7.17	4.97	10.25

Year on Year Returns %	01/02/2023 - 31/01/2024	01/02/2022 - 31/01/2023	01/02/2021 - 31/01/2022
Portfolio	4.34	-2.47	4.21

Asset Allocation



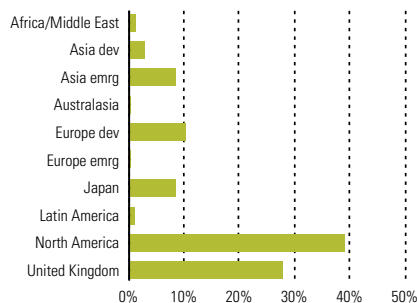
Asset Class Breakdown



Returns Disclosure

The returns shown may not be the same as the returns of an investor's actual account and this due to various factors including the investment date by the investor and differences across platforms. The returns are calculated through Morningstar Direct, are provided for illustrative purposes only and should not be viewed as the performance of an actual account. The trailing returns shown are cumulative and year-on-year returns show complete 12-month periods. All performance is shown net of the holdings' management fees and expenses based on the cheapest share class available; however does not include the 0.25% per annum charged by Morningstar Investment Management Europe Ltd, the advisor fees or the Platform fees, therefore the actual performance experienced will be lower once these charges have been taken into account.

Equity Regional Exposure % (Look Through)



Equity Sector Exposure % (Look Through)

Financial Services	17.87
Healthcare	13.41
Technology	12.08
Consumer Defensive	11.45
Industrials	10.89
Consumer Cyclical	9.27
Communication Services	8.85
Energy	5.11
Utilities	4.92
Basic Materials	4.02
RealEstate	2.12

Morningstar Equity Style Box (Look Through)*

Portfolio Date: 31/01/2024

Value	Blend	Growth	MarketCap	%
22.0	24.8	25.1	Market Cap	
5.7	8.2	4.6	Market Cap Giant	39.36
2.9	4.0	2.7	Market Cap Large	32.50
			Market Cap Mid	18.47
			Market Cap Small	7.22
			Market Cap Micro	2.46

*(see page 2 for explanation)

International GBP - Moderately Cautious Growth

Factsheet 31/01/2024



Top Ten Holdings

	Broad Asset Class	Morningstar Category	Portfolio Weighting %
Vanguard UK S/T Invn Grd Bd Idx £ Acc	Fixed Income	GBP Corporate Bond - Short Term	12.20
iShares Core UK Gilts ETF GBP Dist	Fixed Income	GBP Government Bond	10.00
iShares Core FTSE 100 ETF GBP Acc	Equity	UK Large-Cap Equity	9.45
Vanguard U.S. Govt Bd Idx £ H Acc	Fixed Income	Other Bond	9.25
Vanguard UK Invn Grd Bd Idx £ Acc	Fixed Income	GBP Corporate Bond	6.70
Xtrackers S&P 500 Swap ETF 1C	Equity	US Large-Cap Blend Equity	6.50
Invesco GBP Corporate Bond ETF Dist	Fixed Income	GBP Corporate Bond	4.10
Vanguard Em Mkts Stk Idx £ Acc	Equity	Global Emerging Markets Equity	3.45
Vanguard Jpn Stk Idx £ Acc	Equity	Japan Large-Cap Equity	3.30
Colchester Lcl Mkts Bd I £ Acc	Fixed Income	Global Emerging Markets Bond - Local Currency	3.00

Contact Us

If you have any queries, or require any further information, please contact your financial adviser.

Morningstar Investment Management Europe Ltd

1 Oliver's Yard

55-71 City Road

London

EC1Y 1HQ

Email: International.Portfolios@morningstar.com

Telephone: 020 3107 2930

Website: <https://mp.morningstar.com>

A fund may not be available on all platforms and hence it is not always possible for us to replicate the model portfolios through all platforms. In this case, different funds will be used and weightings may also differ for portfolio construction reasons.

Risk Warnings

Unless stated otherwise, all data and information is presented at 31/01/2024. Past performance is not a guide to future returns. The value of investments may go down as well as up and investors may not get back the amount invested. The portfolio shown has similar investment objectives and strategies as the portfolio recommended to individual clients by their financial adviser; however, may not contain the same securities that are currently underlying the portfolio provided to individual clients. Specific securities mentioned should not be viewed as a recommendation to buy or sell such securities. Due to platform requirements, cash allocations may differ per platform.

There is no guarantee that a diversified portfolio will enhance overall returns or will outperform a non-diversified portfolio. Neither diversification nor asset allocation ensure a profit or guarantee against loss. It is important to note that investments in mutual funds involve risk, including as a result of market and general economic conditions, and will not always be profitable.

Morningstar Equity Style Box

The Morningstar Style Box is a nine-square grid that illustrates the investment style of a security. Size (large, mid, or small) is displayed along the vertical axis and style is displayed along the horizontal axis. The "value" and "growth" investment styles are common to both stocks and funds. For stocks, the central column of the Style Box represents the "core" style. Few or no funds contain only stocks with extreme value-growth orientations, and both value and growth managers often hold core stocks for diversification or other reasons. Therefore, for funds, the central column represents the "blend" style (a mixture of growth and value stocks or mostly core stocks).

Morningstar Investment Management Europe Ltd

Morningstar Managed Portfolios are offered by Morningstar Investment Management Europe Ltd, which is authorised and regulated by the UK Financial Conduct Authority to provide services to Professional clients and is the entity providing the discretionary management services. These portfolios can only be made available through the use of an Investment Adviser appropriately authorised and regulated by a competent authority.

The Morningstar name and logo are registered trademarks of Morningstar, Inc, the parent company of Morningstar Investment Management Europe Ltd. This document includes proprietary materials of Morningstar. Reproduction, transcription, or other use, by any means, in whole or in part, without the prior written consent of Morningstar is prohibited. The information, data, and analyses presented herein do not constitute investment advice; are provided as of the date written and are not warranted to be correct, complete or accurate. The statistics noted are derived from the holdings and statistics of the funds underlying this Morningstar Managed Portfolio. The data used to formulate the portfolio statistics is from information contained in Morningstar Inc's database on the underlying funds as of the month end date listed; therefore the information may not be reflective of the portfolio's current holdings and/or statistics.

Look-through charts are calculated by aggregating the underlying fund holdings. For data integrity purposes, any underlying holdings that have not been reported in the past 184 days are excluded from the look-through calculations. Therefore, actual exposures may differ from what is presented.

The allocations shown within this report are subject to change without notice. A Portfolio Rationale document will be issued to the adviser in any instance where a change has been made to the portfolio. Tax treatment depends on individual circumstances and subject to change. Morningstar Investment Management Europe Ltd does not provide tax advice and independent professional advice should be sought.

For more information about Morningstar Wealth please visit: <https://mp-morningstar.com/Morningstar-Wealth-EMEA-Disclaimers>.

International GBP - Moderate Growth

Factsheet 31/01/2024

Investment Objective

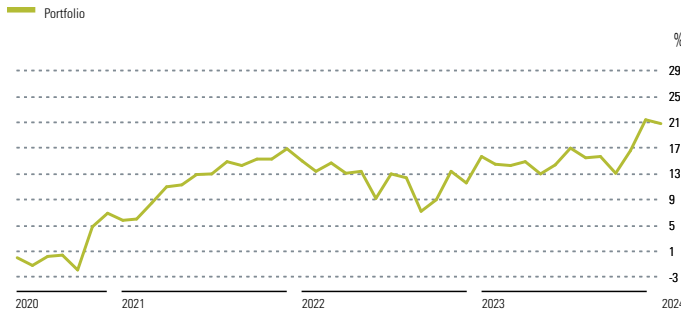
The Moderate Growth Portfolio aims to provide capital growth and some capital preservation over the medium to long term. The portfolio is actively managed and primarily invests in equities and fixed income assets, with a moderate bias to equities. The portfolio primarily invests in passive funds, but it will also have exposure to active funds if the managers believe value can be added. Positions in alternative asset classes may be included for diversification purposes. We set a maximum equity weighting of 70% for this risk profile.

Portfolio Details

Minimum Investment	Platform dependent
Inception/Launch date	30/06/2020
Investment Manager	Morningstar Investment Management Europe Ltd
Annual Management Charge	0.25%

Investment Growth

Time Period: 30/06/2020 to 31/01/2024



Portfolio Returns

As Of Date: 31/01/2024

Trailing Returns %	1Month	3M	YTD	2023	2022	2021	Since Inception
Portfolio	-0.44	6.89	-0.44	8.77	-4.56	9.38	20.84

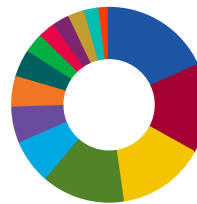
Year on Year Returns %	01/02/2023 - 31/01/2024	01/02/2022 - 31/01/2023	01/02/2021 - 31/01/2022
Portfolio	4.46	0.58	8.67

Asset Allocation



	%
Equity	61.50
Fixed Income	36.15
Cash & Cash Equivalents	2.35
Total	100.00

Asset Class Breakdown

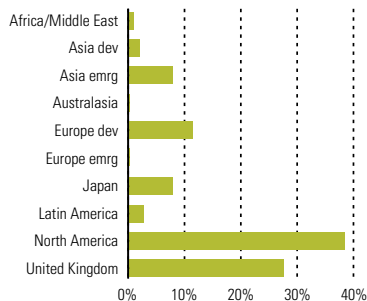


	%
UK Equity	18.40
GBP Corporate Bond	14.75
Global Equity	14.65
North American Equity	13.40
UK Gilts	7.40
Other Bond	6.00
Emerging Markets Equity	5.10
Japan Equity	4.50
Global Bond	3.25
European Equity	2.75
Global Emerging Markets Bond	2.75
China Equity	2.70
Cash & Cash Equivalents	2.35
UK Inflation-Linked Bond	2.00
Total	100.00

Returns Disclosure

The returns shown may not be the same as the returns of an investor's actual account and this due to various factors including the investment date by the investor and differences across platforms. The returns are calculated through Morningstar Direct, are provided for illustrative purposes only and should not be viewed as the performance of an actual account. The trailing returns shown are cumulative and year-on-year returns show complete 12-month periods. All performance is shown net of the holdings' management fees and expenses based on the cheapest share class available; however does not include the 0.25% per annum charged by Morningstar Investment Management Europe Ltd, the advisor fees or the Platform fees, therefore the actual performance experienced will be lower once these charges have been taken into account.

Equity Regional Exposure % (Look Through)



Equity Sector Exposure % (Look Through)

Financial Services	18.13
Healthcare	13.02
Technology	11.74
Consumer Defensive	11.56
Industrials	11.10
Consumer Cyclical	9.12
Communication Services	8.71
Energy	5.20
Utilities	4.98
Basic Materials	4.28
RealEstate	2.16

Morningstar Equity Style Box (Look Through)*

Portfolio Date: 31/01/2024

Value	Blend	Growth	MarketCap	%
22.2	25.2	25.3	Market Cap	
5.6	8.2	4.6	Market Cap Giant	39.68
2.8	3.8	2.5	Market Cap Large	32.94
			Market Cap Mid	18.31
			Market Cap Small	6.82
			Market Cap Micro	2.26

*(see page 2 for explanation)

Top Ten Holdings

	Broad Asset Class	Morningstar Category	Portfolio Weighting %
Xtrackers S&P 500 Swap ETF 1C	Equity	US Large-Cap Blend Equity	10.50
iShares Core FTSE 100 ETF GBP Acc	Equity	UK Large-Cap Equity	7.55
iShares Core UK Gilts ETF GBP Dist	Fixed Income	GBP Government Bond	7.40
Vanguard UK S/T Inv Grd Bd Idx £ Acc	Fixed Income	GBP Corporate Bond - Short Term	7.40
SPDR® FTSE UK All Share ETF Acc	Equity	UK Large-Cap Equity	7.30
Vanguard U.S. Govt Bd Idx £ H Acc	Fixed Income	Other Bond	6.00
Vanguard Jpn Stk Idx £ Acc	Equity	Japan Large-Cap Equity	4.50
Vanguard UK Inv Grd Bd Idx £ Acc	Fixed Income	GBP Corporate Bond	4.25
Vanguard Em Mkts Stk Idx £ Acc	Equity	Global Emerging Markets Equity	3.90
Fidelity Global Financial Svcs W-Acc-GBP	Equity	Sector Equity Financial Services	3.65

Contact Us

If you have any queries, or require any further information, please contact your financial adviser.

Morningstar Investment Management Europe Ltd
1 Oliver's Yard
55-71 City Road
London
EC1Y 1HQ

Email: International.Portfolios@morningstar.com
Telephone: 020 3107 2930
Website: <https://mp.morningstar.com>

A fund may not be available on all platforms and hence it is not always possible for us to replicate the model portfolios through all platforms. In this case, different funds will be used and weightings may also differ for portfolio construction reasons.

Risk Warnings

Unless stated otherwise, all data and information is presented at 31/01/2024. Past performance is not a guide to future returns. The value of investments may go down as well as up and investors may not get back the amount invested. The portfolio shown has similar investment objectives and strategies as the portfolio recommended to individual clients by their financial adviser; however, may not contain the same securities that are currently underlying the portfolio provided to individual clients. Specific securities mentioned should not be viewed as a recommendation to buy or sell such securities. Due to platform requirements, cash allocations may differ per platform.

There is no guarantee that a diversified portfolio will enhance overall returns or will outperform a non-diversified portfolio. Neither diversification nor asset allocation ensure a profit or guarantee against loss. It is important to note that investments in mutual funds involve risk, including as a result of market and general economic conditions, and will not always be profitable.

Morningstar Equity Style Box

The Morningstar Style Box is a nine-square grid that illustrates the investment style of a security. Size (large, mid, or small) is displayed along the vertical axis and style is displayed along the horizontal axis. The "value" and "growth" investment styles are common to both stocks and funds. For stocks, the central column of the Style Box represents the "core" style. Few or no funds contain only stocks with extreme value-growth orientations, and both value and growth managers often hold core stocks for diversification or other reasons. Therefore, for funds, the central column represents the "blend" style (a mixture of growth and value stocks or mostly core stocks).

Morningstar Investment Management Europe Ltd

Morningstar Managed Portfolios are offered by Morningstar Investment Management Europe Ltd, which is authorised and regulated by the UK Financial Conduct Authority to provide services to Professional clients and is the entity providing the discretionary management services. These portfolios can only be made available through the use of an Investment Adviser appropriately authorised and regulated by a competent authority.

The Morningstar name and logo are registered trademarks of Morningstar, Inc, the parent company of Morningstar Investment Management Europe Ltd. This document includes proprietary materials of Morningstar. Reproduction, transcription, or other use, by any means, in whole or in part, without the prior written consent of Morningstar is prohibited. The information, data, and analyses presented herein do not constitute investment advice; are provided as of the date written and are not warranted to be correct, complete or accurate. The statistics noted are derived from the holdings and statistics of the funds underlying this Morningstar Managed Portfolio. The data used to formulate the portfolio statistics is from information contained in Morningstar Inc's database on the underlying funds as of the month end date listed; therefore the information may not be reflective of the portfolio's current holdings and/or statistics.

Look-through charts are calculated by aggregating the underlying fund holdings. For data integrity purposes, any underlying holdings that have not been reported in the past 184 days are excluded from the look-through calculations. Therefore, actual exposures may differ from what is presented.

The allocations shown within this report are subject to change without notice. A Portfolio Rationale document will be issued to the adviser in any instance where a change has been made to the portfolio. Tax treatment depends on individual circumstances and subject to change. Morningstar Investment Management Europe Ltd does not provide tax advice and independent professional advice should be sought.

For more information about Morningstar Wealth please visit: <https://mp-morningstar.com/Morningstar-Wealth-EMEA-Disclaimers>.

International GBP - Moderately Adventurous Growth

Factsheet 31/01/2024

Investment Objective

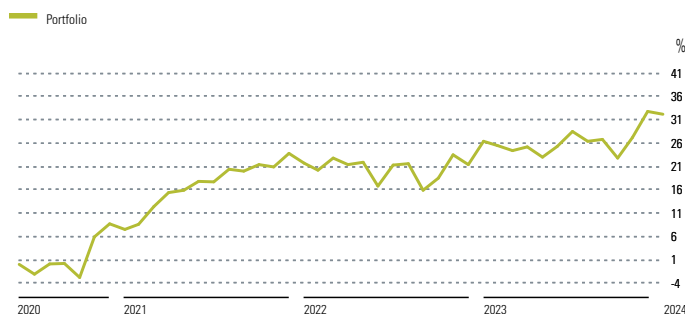
The Moderately Adventurous Growth Portfolio aims to provide capital growth over the long term. The portfolio is actively managed and primarily invests in equities and fixed income assets, with a bias to equities. The portfolio primarily invests in passive funds, but it will also have exposure to active funds if the managers believe value can be added. Positions in alternative asset classes may be included for diversification purposes. We set a maximum equity weighting of 90% for this risk profile.

Portfolio Details

Minimum Investment	Platform dependent
Inception/Launch date	30/06/2020
Investment Manager	Morningstar Investment Management Europe Ltd
Annual Management Charge	0.25%

Investment Growth

Time Period: 30/06/2020 to 31/01/2024



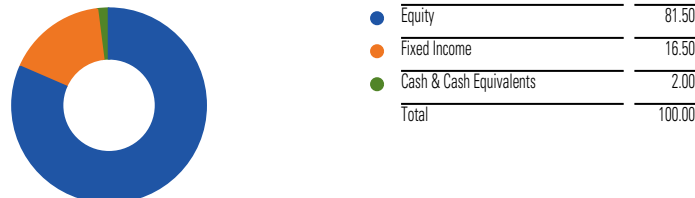
Portfolio Returns

As Of Date: 31/01/2024

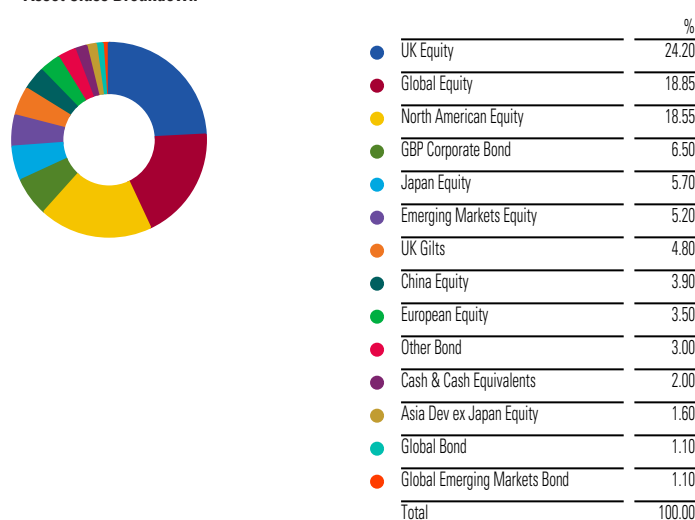
Trailing Returns %	1Month	3M	YTD	2023	2022	2021	Since Inception
Portfolio	-0.45	7.62	-0.45	9.37	-1.92	13.84	32.17

Year on Year Returns %	01/02/2023 - 31/01/2024	01/02/2022 - 31/01/2023	01/02/2021 - 31/01/2022
Portfolio	4.60	3.83	13.17

Asset Allocation



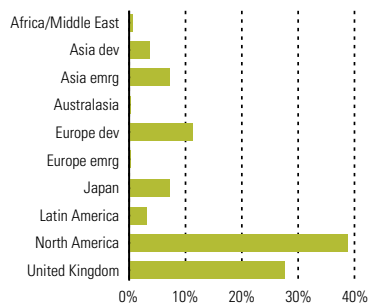
Asset Class Breakdown



Returns Disclosure

The returns shown may not be the same as the returns of an investor's actual account and this due to various factors including the investment date by the investor and differences across platforms. The returns are calculated through Morningstar Direct, are provided for illustrative purposes only and should not be viewed as the performance of an actual account. The trailing returns shown are cumulative and year-on-year returns show complete 12-month periods. All performance is shown net of the holdings' management fees and expenses based on the cheapest share class available; however does not include the 0.25% per annum charged by Morningstar Investment Management Europe Ltd, the advisor fees or the Platform fees, therefore the actual performance experienced will be lower once these charges have been taken into account.

Equity Regional Exposure % (Look Through)



Equity Sector Exposure % (Look Through)

Financial Services	18.14
Healthcare	13.12
Technology	12.24
Consumer Defensive	11.52
Industrials	11.14
Consumer Cyclical	9.04
Communication Services	8.34
Energy	5.21
Utilities	4.82
Basic Materials	4.33
RealEstate	2.10

Morningstar Equity Style Box (Look Through)*

Portfolio Date: 31/01/2024

	22.9	24.5	24.9	Large	MarketCap	%
				Mid	Market Cap Giant	39.67
	5.6	8.1	4.5	Small	Market Cap Large	32.72
					Market Cap Mid	18.22
	2.8	3.9	2.6		Market Cap Small	6.99
					Market Cap Micro	2.41

Value Blend Growth
*(see page 2 for explanation)

International GBP - Moderately Adventurous Growth

Factsheet 31/01/2024

Top Ten Holdings

	Broad Asset Class	Morningstar Category	Portfolio Weighting %
Xtrackers S&P 500 Swap ETF 1C	Equity	US Large-Cap Blend Equity	14.35
SPDR® FTSE UK All Share ETF Acc	Equity	UK Large-Cap Equity	10.00
iShares Core FTSE 100 ETF GBP Acc	Equity	UK Large-Cap Equity	9.70
Vanguard Jpn Stk Idx £ Acc	Equity	Japan Large-Cap Equity	5.70
Fidelity Global Financial Svcs W-Acc-GBP	Equity	Sector Equity Financial Services	5.00
iShares Core UK Gilts ETF GBP Dist	Fixed Income	GBP Government Bond	4.80
Vanguard FTSE 250 ETF GBP Acc	Equity	UK Mid-Cap Equity	4.50
Neuberger Berman US SCp Intrs ValGBPIAcc	Equity	US Small-Cap Equity	4.20
Vanguard UK Invn Grd Bd Idx £ Acc	Fixed Income	GBP Corporate Bond	4.00
HSBC MSCI China ETF	Equity	China Equity	3.90

A fund may not be available on all platforms and hence it is not always possible for us to replicate the model portfolios through all platforms. In this case, different funds will be used and weightings may also differ for portfolio construction reasons.

Contact Us

If you have any queries, or require any further information, please contact your financial adviser.

Morningstar Investment Management Europe Ltd

1 Oliver's Yard

55-71 City Road

London

EC1Y 1HQ

Email: International.Portfolios@morningstar.com

Telephone: 020 3107 2930

Website: <https://mp.morningstar.com>

Risk Warnings

Unless stated otherwise, all data and information is presented at 31/01/2024. Past performance is not a guide to future returns. The value of investments may go down as well as up and investors may not get back the amount invested. The portfolio shown has similar investment objectives and strategies as the portfolio recommended to individual clients by their financial adviser; however, may not contain the same securities that are currently underlying the portfolio provided to individual clients. Specific securities mentioned should not be viewed as a recommendation to buy or sell such securities. Due to platform requirements, cash allocations may differ per platform.

There is no guarantee that a diversified portfolio will enhance overall returns or will outperform a non-diversified portfolio. Neither diversification nor asset allocation ensure a profit or guarantee against loss. It is important to note that investments in mutual funds involve risk, including as a result of market and general economic conditions, and will not always be profitable.

Morningstar Equity Style Box

The Morningstar Style Box is a nine-square grid that illustrates the investment style of a security. Size (large, mid, or small) is displayed along the vertical axis and style is displayed along the horizontal axis. The "value" and "growth" investment styles are common to both stocks and funds. For stocks, the central column of the Style Box represents the "core" style. Few or no funds contain only stocks with extreme value-growth orientations, and both value and growth managers often hold core stocks for diversification or other reasons. Therefore, for funds, the central column represents the "blend" style (a mixture of growth and value stocks or mostly core stocks).

Morningstar Investment Management Europe Ltd

Morningstar Managed Portfolios are offered by Morningstar Investment Management Europe Ltd, which is authorised and regulated by the UK Financial Conduct Authority to provide services to Professional clients and is the entity providing the discretionary management services. These portfolios can only be made available through the use of an Investment Adviser appropriately authorised and regulated by a competent authority.

The Morningstar name and logo are registered trademarks of Morningstar, Inc, the parent company of Morningstar Investment Management Europe Ltd. This document includes proprietary materials of Morningstar. Reproduction, transcription, or other use, by any means, in whole or in part, without the prior written consent of Morningstar is prohibited. The information, data, and analyses presented herein do not constitute investment advice; are provided as of the date written and are not warranted to be correct, complete or accurate. The statistics noted are derived from the holdings and statistics of the funds underlying this Morningstar Managed Portfolio. The data used to formulate the portfolio statistics is from information contained in Morningstar Inc's database on the underlying funds as of the month end date listed; therefore the information may not be reflective of the portfolio's current holdings and/or statistics.

Look-through charts are calculated by aggregating the underlying fund holdings. For data integrity purposes, any underlying holdings that have not been reported in the past 184 days are excluded from the look-through calculations. Therefore, actual exposures may differ from what is presented.

The allocations shown within this report are subject to change without notice. A Portfolio Rationale document will be issued to the adviser in any instance where a change has been made to the portfolio. Tax treatment depends on individual circumstances and subject to change. Morningstar Investment Management Europe Ltd does not provide tax advice and independent professional advice should be sought.

For more information about Morningstar Wealth please visit: <https://mp-morningstar.com/Morningstar-Wealth-EMEA-Disclaimers>.

International GBP - Adventurous Growth

Factsheet 31/01/2024

Investment Objective

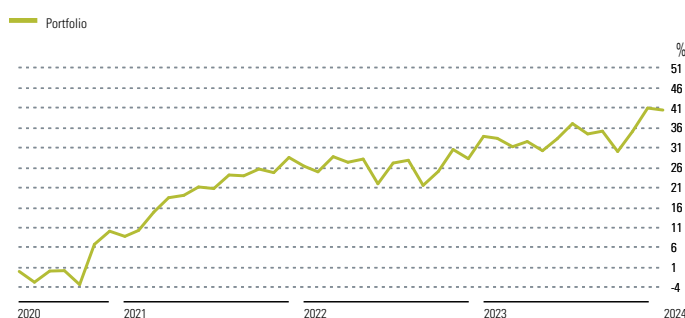
The Adventurous Growth Portfolio aims to provide capital growth over the long term. The portfolio is actively managed and invests predominantly in equities to a maximum of 100%. The portfolio primarily invests in passive funds, but it will also have exposure to active funds if the managers believe value can be added. Positions in fixed income, property and alternative asset classes may also be included.

Portfolio Details

Minimum Investment	Platform dependent
Inception/Launch date	30/06/2020
Investment Manager	Morningstar Investment Management Europe Ltd
Annual Management Charge	0.25%

Investment Growth

Time Period: 30/06/2020 to 31/01/2024




Portfolio Returns

As Of Date: 31/01/2024

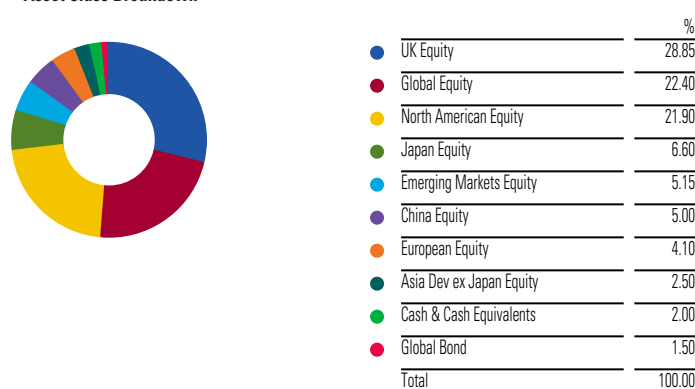
Trailing Returns %	1Month	3M	YTD	2023	2022	2021	Since Inception
Portfolio	-0.37	7.93	-0.37	9.91	-0.25	16.76	40.46

Year on Year Returns %	01/02/2023 - 31/01/2024	01/02/2022 - 31/01/2023	01/02/2021 - 31/01/2022
Portfolio	4.91	5.93	16.17

Asset Allocation



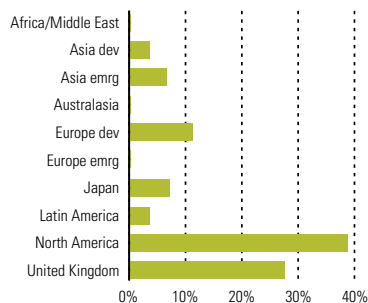
Asset Class Breakdown



Returns Disclosure

The returns shown may not be the same as the returns of an investor's actual account and this due to various factors including the investment date by the investor and differences across platforms. The returns are calculated through Morningstar Direct, are provided for illustrative purposes only and should not be viewed as the performance of an actual account. The trailing returns shown are cumulative and year-on-year returns show complete 12-month periods. All performance is shown net of the holdings' management fees and expenses based on the cheapest share class available; however does not include the 0.25% per annum charged by Morningstar Investment Management Europe Ltd, the advisor fees or the Platform fees, therefore the actual performance experienced will be lower once these charges have been taken into account.

Equity Regional Exposure % (Look Through)



Equity Sector Exposure % (Look Through)

Financial Services	18.15
Healthcare	13.08
Technology	12.13
Consumer Defensive	11.60
Industrials	11.20
Consumer Cyclical	9.00
Communication Services	8.17
Energy	5.22
Utilities	4.93
Basic Materials	4.38
RealEstate	2.14

Morningstar Equity Style Box (Look Through)*

Portfolio Date: 31/01/2024

Value	Blend	Growth	MarketCap	%
23.1	24.3	24.5	Market Cap	
5.7	8.2	4.5	Market Cap Giant	39.38
2.9	4.0	2.7	Market Cap Large	32.58
			Market Cap Mid	18.37
			Market Cap Small	7.24
			Market Cap Micro	2.43

*(see page 2 for explanation)

International GBP - Adventurous Growth

Factsheet 31/01/2024

Top Ten Holdings

	Broad Asset Class	Morningstar Category	Portfolio Weighting %
Xtrackers S&P 500 Swap ETF 1C	Equity	US Large-Cap Blend Equity	16.90
SPDR® FTSE UK All Share ETF Acc	Equity	UK Large-Cap Equity	11.50
iShares Core FTSE 100 ETF GBP Acc	Equity	UK Large-Cap Equity	11.50
Vanguard Jpn Stk Idx £ Acc	Equity	Japan Large-Cap Equity	6.60
Fidelity Global Financial Svcs W-Acc-GBP	Equity	Sector Equity Financial Services	6.00
Vanguard FTSE 250 ETF GBP Acc	Equity	UK Mid-Cap Equity	5.85
Neuberger Berman US SCp Intrs ValGBPIAcc	Equity	US Small-Cap Equity	5.00
HSBC MSCI China ETF	Equity	China Equity	5.00
Xtrackers DAX ETF 1C	Equity	Germany Large-Cap Equity	4.10
FTF ClearBridge Global Infrs Inc WAcc	Equity	Sector Equity Infrastructure	4.00

Contact Us

If you have any queries, or require any further information, please contact your financial adviser.

Morningstar Investment Management Europe Ltd

1 Oliver's Yard

55-71 City Road

London

EC1Y 1HQ

Email: International.Portfolios@morningstar.com

Telephone: 020 3107 2930

Website: <https://mp.morningstar.com>

A fund may not be available on all platforms and hence it is not always possible for us to replicate the model portfolios through all platforms. In this case, different funds will be used and weightings may also differ for portfolio construction reasons.

Risk Warnings

Unless stated otherwise, all data and information is presented at 31/01/2024. Past performance is not a guide to future returns. The value of investments may go down as well as up and investors may not get back the amount invested. The portfolio shown has similar investment objectives and strategies as the portfolio recommended to individual clients by their financial adviser; however, may not contain the same securities that are currently underlying the portfolio provided to individual clients. Specific securities mentioned should not be viewed as a recommendation to buy or sell such securities. Due to platform requirements, cash allocations may differ per platform.

There is no guarantee that a diversified portfolio will enhance overall returns or will outperform a non-diversified portfolio. Neither diversification nor asset allocation ensure a profit or guarantee against loss. It is important to note that investments in mutual funds involve risk, including as a result of market and general economic conditions, and will not always be profitable.

Morningstar Equity Style Box

The Morningstar Style Box is a nine-square grid that illustrates the investment style of a security. Size (large, mid, or small) is displayed along the vertical axis and style is displayed along the horizontal axis. The "value" and "growth" investment styles are common to both stocks and funds. For stocks, the central column of the Style Box represents the "core" style. Few or no funds contain only stocks with extreme value-growth orientations, and both value and growth managers often hold core stocks for diversification or other reasons. Therefore, for funds, the central column represents the "blend" style (a mixture of growth and value stocks or mostly core stocks).

Morningstar Investment Management Europe Ltd

Morningstar Managed Portfolios are offered by Morningstar Investment Management Europe Ltd, which is authorised and regulated by the UK Financial Conduct Authority to provide services to Professional clients and is the entity providing the discretionary management services. These portfolios can only be made available through the use of an Investment Adviser appropriately authorised and regulated by a competent authority.

The Morningstar name and logo are registered trademarks of Morningstar, Inc, the parent company of Morningstar Investment Management Europe Ltd. This document includes proprietary materials of Morningstar. Reproduction, transcription, or other use, by any means, in whole or in part, without the prior written consent of Morningstar is prohibited. The information, data, and analyses presented herein do not constitute investment advice; are provided as of the date written and are not warranted to be correct, complete or accurate. The statistics noted are derived from the holdings and statistics of the funds underlying this Morningstar Managed Portfolio. The data used to formulate the portfolio statistics is from information contained in Morningstar Inc's database on the underlying funds as of the month end date listed; therefore the information may not be reflective of the portfolio's current holdings and/or statistics.

Look-through charts are calculated by aggregating the underlying fund holdings. For data integrity purposes, any underlying holdings that have not been reported in the past 184 days are excluded from the look-through calculations. Therefore, actual exposures may differ from what is presented.

The allocations shown within this report are subject to change without notice. A Portfolio Rationale document will be issued to the adviser in any instance where a change has been made to the portfolio. Tax treatment depends on individual circumstances and subject to change. Morningstar Investment Management Europe Ltd does not provide tax advice and independent professional advice should be sought.

For more information about Morningstar Wealth please visit: <https://mp-morningstar.com/Morningstar-Wealth-EMEA-Disclaimers>.



1 Oliver's Yard,
55-71 City Road,
London EC1Y 1HQ

Tel: +44 (0) 20 3107 2930
Fax: +44 (0) 20 3107 0001

International.Portfolios@morningstar.com
<https://mp.morningstar.com>