

Morningstar MPS – Active Range

Monthly Factsheets

For Professional Clients only

Morningstar Investment Management Europe Ltd
1 Oliver's Yard,
55-71 City Road,
London
EC1Y 1HQ
Tel: +44 (0) 20 3107 2930
Fax: +44 (0) 20 3107 0001
Web: <https://mp.morningstar.com>
Email: UKManagedPortfolios@morningstar.com

Cautious Active Portfolio

Factsheet 31/12/2023

Investment Objective

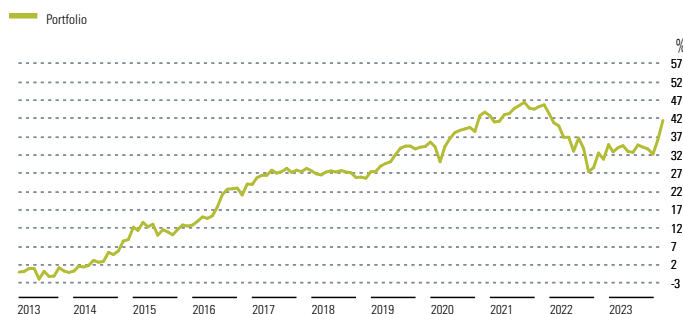
The Cautious Portfolio aims to provide some capital growth whilst focusing on capital preservation over the short to medium term. The portfolio is actively managed and primarily invests in active and passive funds within the core asset classes of equity, fixed income and property, with a notable bias towards more defensive assets. Smaller positions in alternative asset classes may be included for diversification purposes. We set a maximum equity weighting of 30% for this risk profile.

Portfolio Details

Minimum Investment	Platform dependent
Inception/Launch date	28 March 2013
Investment Manager	Morningstar Investment Management Europe Ltd
Annual Management Charge	0.30%

Investment Growth

Time Period: 28/03/2013 to 31/12/2023




Portfolio Returns

As Of Date: 31/12/2023

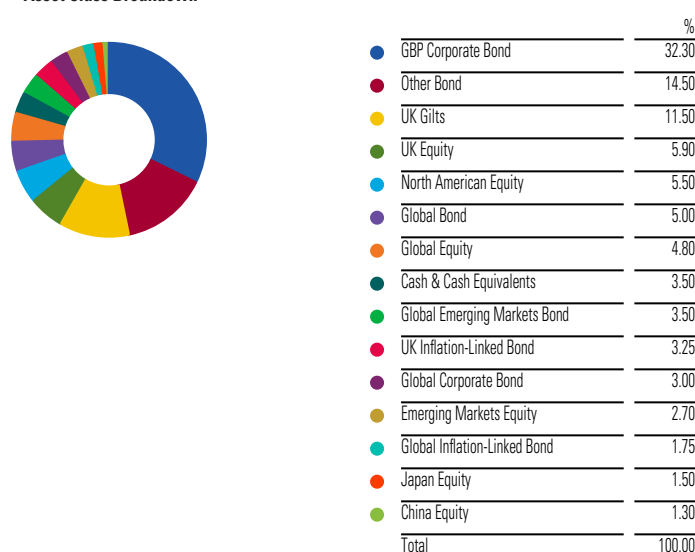
Trailing Returns %	1Month	3M	YTD	2023	2022	2021	Since Inception
Cautious Active Portfolio	3.84	5.82	8.12	8.12	-10.28	1.45	41.46

Year on Year Returns %	01/01/2023 - 31/12/2023	01/01/2022 - 31/12/2022	01/01/2021 - 31/12/2021	01/01/2020 - 31/12/2020	01/01/2019 - 31/12/2019
Cautious Active Portfolio	8.12	-10.28	1.45	6.96	6.94

Asset Allocation



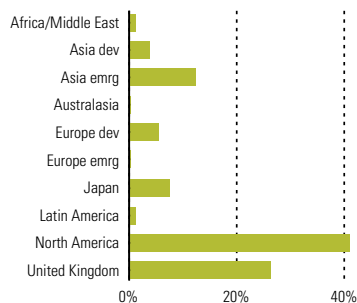
Asset Class Breakdown



Returns Disclosure

The returns shown may not be the same as the returns of an investor's actual account and this due to various factors including the investment date by the investor and differences across platforms. The returns are calculated through Morningstar Direct, are provided for illustrative purposes only and should not be viewed as the performance of an actual account. The trailing returns shown are cumulative and year-on-year returns show complete 12-month periods. All performance is shown net of the holdings' management fees and expenses based on the cheapest share class available; however does not include the 0.30% per annum charged by Morningstar Investment Management Europe Ltd, the advisor fees or the Platform fees, therefore the actual performance experienced will be lower once these charges have been taken into account.

Equity Regional Exposure % (Look Through)



Equity Sector Exposure % (Look Through)

Healthcare	18.40
Financial Services	15.61
Technology	14.73
Industrials	12.00
Consumer Cyclical	10.21
Consumer Defensive	9.69
Communication Services	7.29
Energy	4.24
Basic Materials	3.86
Utilities	2.04
RealEstate	1.93

Morningstar Equity Style Box (Look Through)*

Portfolio Date: 31/12/2023

Value	Blend	Growth	MarketCap	%
19.2	29.5	23.8	Market Cap	
5.1	10.4	3.4	Market Cap Giant	36.90
2.6	4.4	1.6	Market Cap Large	35.60
			Market Cap Mid	18.88
			Market Cap Small	6.93
			Market Cap Micro	1.69

*(see page 2 for explanation)

Cautious Active Portfolio

Factsheet 31/12/2023

Top Ten Holdings

	Broad Asset Class	Morningstar Category	Portfolio Weighting %
BlackRock Corporate Bond 1-10 Year D Acc	Fixed Income	GBP Corporate Bond	17.90
Vanguard U.S. Govt Bd Idx £ H Acc	Fixed Income	Other Bond	12.00
Allianz Gilt Yield I Inc	Fixed Income	GBP Government Bond	11.50
Fidelity Short Dated Crprate Bd W Acc	Fixed Income	GBP Corporate Bond - Short Term	9.00
Royal London Corporate Bond Z Inc	Fixed Income	GBP Corporate Bond	5.50
PIMCO GIS G1b Bd Instl GBPH Acc	Fixed Income	Global Bond - GBP Hedged	5.00
Royal London Short Term Money Mkt Y Acc	Cash & Cash Equivalents	GBP Money Market - Short Term	3.50
Barings EM Local Debt C GBP UnH Acc	Fixed Income	Global Emerging Markets Bond - Local Currency	3.50
Dimensional ElnflLnkdIntermDurFI GBP Acc	Fixed Income	GBP Inflation-Linked Bond	3.25
Robeco Global Credits IH GBP	Fixed Income	Global Corporate Bond - GBP Hedged	3.00

Contact Us

If you have any queries, or require any further information, please contact your financial adviser.

Morningstar Investment Management Europe Ltd

1 Oliver's Yard

55-71 City Road

London

EC1Y 1HQ

Email: UKmanagedportfolios@morningstar.com

Telephone: 020 3107 2930

Website: <https://mp.morningstar.com>

A fund may not be available on all platforms and hence it is not always possible for us to replicate the model portfolios through all platforms. In this case, different funds will be used and weightings may also differ for portfolio construction reasons.

Risk Warnings

Unless stated otherwise, all data and information is presented at 31/12/2023. Past performance is not a guide to future returns. The value of investments may go down as well as up and investors may not get back the amount invested. The portfolio shown has similar investment objectives and strategies as the portfolio recommended to individual clients by their financial adviser; however, may not contain the same securities that are currently underlying the portfolio provided to individual clients. Specific securities mentioned should not be viewed as a recommendation to buy or sell such securities. Due to platform requirements, cash allocations may differ per platform.

There is no guarantee that a diversified portfolio will enhance overall returns or will outperform a non-diversified portfolio. Neither diversification nor asset allocation ensure a profit or guarantee against loss. It is important to note that investments in mutual funds involve risk, including as a result of market and general economic conditions, and will not always be profitable.

Morningstar Equity Style Box

The Morningstar Style Box is a nine-square grid that illustrates the investment style of a security. Size (large, mid, or small) is displayed along the vertical axis and style is displayed along the horizontal axis. The "value" and "growth" investment styles are common to both stocks and funds. For stocks, the central column of the Style Box represents the "core" style. Few or no funds contain only stocks with extreme value-growth orientations, and both value and growth managers often hold core stocks for diversification or other reasons. Therefore, for funds, the central column represents the "blend" style (a mixture of growth and value stocks or mostly core stocks).

Morningstar Investment Management Europe Ltd

Morningstar Managed Portfolios are offered by Morningstar Investment Management Europe Ltd, which is authorised and regulated by the UK Financial Conduct Authority to provide services to Professional clients and is the entity providing the discretionary management services. Morningstar Managed Portfolios are intended for citizens or legal residents of the United Kingdom. These portfolios can only be made available through the use of an Investment Adviser appropriately authorised and regulated by the Financial Conduct Authority.

The Morningstar name and logo are registered trademarks of Morningstar, Inc, the parent company of Morningstar Investment Management Europe Ltd. This document includes proprietary materials of Morningstar. Reproduction, transcription, or other use, by any means, in whole or in part, without the prior written consent of Morningstar is prohibited. The information, data, and analyses presented herein do not constitute investment advice; are provided as of the date written and are not warranted to be correct, complete or accurate. The statistics noted are derived from the holdings and statistics of the funds underlying this Morningstar Managed Portfolio. The data used to formulate the portfolio statistics is from information contained in Morningstar Inc's database on the underlying funds as of the month end date listed; therefore the information may not be reflective of the portfolio's current holdings and/or statistics.

Look-through charts are calculated by aggregating the underlying fund holdings. For data integrity purposes, any underlying holdings that have not been reported in the past 184 days are excluded from the look-through calculations. Therefore, actual exposures may differ from what is presented.

The allocations shown within this report are subject to change without notice. A Portfolio Rationale document will be issued to the adviser in any instance where a change has been made to the portfolio.

For more information about Morningstar Wealth please visit: <https://mp-morningstar.com/Morningstar-Wealth-EMEA-Disclaimers>.

Moderately Cautious Active Portfolio

Factsheet 31/12/2023

Investment Objective

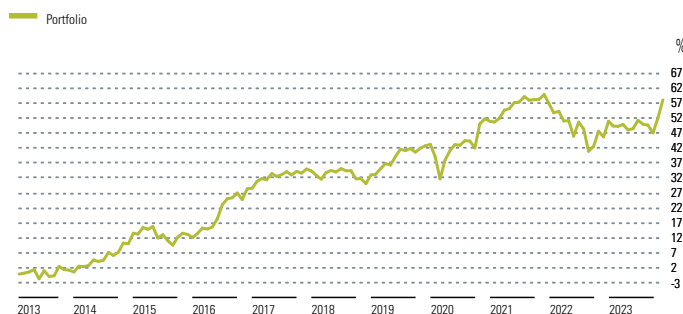
The Moderately Cautious Portfolio aims to provide a balance between capital growth and capital preservation over the medium term. The portfolio is actively managed and primarily invests in active and passive funds within the core asset classes of equity, fixed income and property, with a balance between equities and defensive investments. Smaller positions in alternative asset classes may be included for diversification purposes. We set a maximum equity weighting of 50% for this risk profile.

Portfolio Details


Minimum Investment	Platform dependent
Inception/Launch date	28 March 2013
Investment Manager	Morningstar Investment Management Europe Ltd
Annual Management Charge	0.30%

Investment Growth

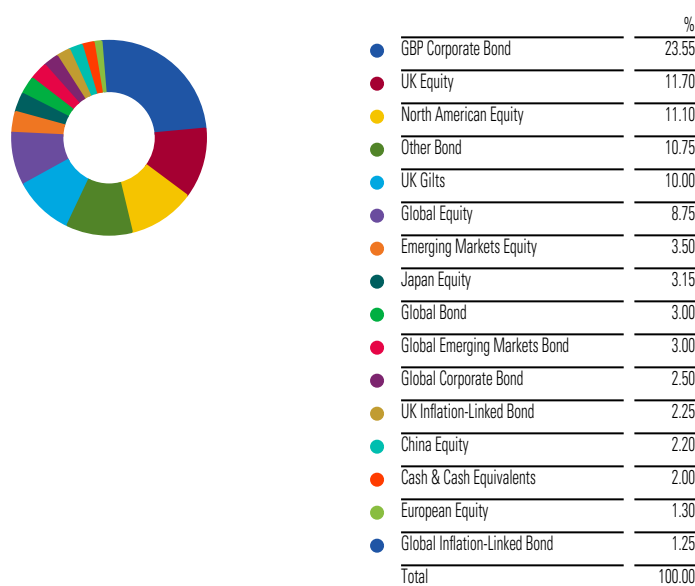
Time Period: 28/03/2013 to 31/12/2023



Asset Allocation



Asset Class Breakdown



Portfolio Returns

As Of Date: 31/12/2023

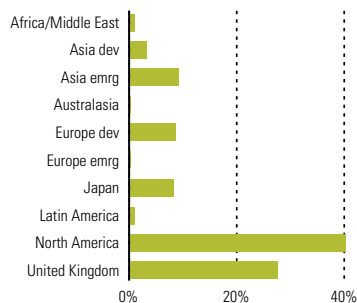
Trailing Returns %	1Month	3M	YTD	2023	2022	2021	Since Inception
Mod Cautious Active Portfolio	4.03	5.62	8.45	8.45	-8.84	5.31	57.96

Year on Year Returns %	01/01/2023 - 31/12/2023	01/01/2022 - 31/12/2022	01/01/2021 - 31/12/2021	01/01/2020 - 31/12/2020	01/01/2019 - 31/12/2019
Mod Cautious Active Portfolio	8.45	-8.84	5.31	6.36	9.66

Returns Disclosure

The returns shown may not be the same as the returns of an investor's actual account and this due to various factors including the investment date by the investor and differences across platforms. The returns are calculated through Morningstar Direct, are provided for illustrative purposes only and should not be viewed as the performance of an actual account. The trailing returns shown are cumulative and year-on-year returns show complete 12-month periods. All performance is shown net of the holdings' management fees and expenses based on the cheapest share class available; however does not include the 0.30% per annum charged by Morningstar Investment Management Europe Ltd, the advisor fees or the Platform fees, therefore the actual performance experienced will be lower once these charges have been taken into account.

Equity Regional Exposure % (Look Through)



Equity Sector Exposure % (Look Through)

Financial Services	17.99
Technology	14.23
Healthcare	13.22
Industrials	13.13
Consumer Cyclical	9.75
Consumer Defensive	9.38
Communication Services	7.35
Utilities	4.52
Energy	4.41
Basic Materials	3.66
RealEstate	2.48

Morningstar Equity Style Box (Look Through)*

Portfolio Date: 31/12/2023

Value	Blend	Growth	MarketCap	%
20.0	27.5	22.0	Market Cap	
6.2	10.7	3.5	Market Cap Giant	34.01
3.0	5.1	2.0	Market Cap Large	35.43
			Market Cap Mid	20.46
			Market Cap Small	8.28
			Market Cap Micro	1.82

*(see page 2 for explanation)

Moderately Cautious Active Portfolio

Factsheet 31/12/2023



Top Ten Holdings

	Broad Asset Class	Morningstar Category	Portfolio Weighting %
BlackRock Corporate Bond 1-10 Year D Acc	Fixed Income	GBP Corporate Bond	13.25
Allianz Gilt Yield I Inc	Fixed Income	GBP Government Bond	10.00
Vanguard U.S. Govt Bd Idx £ H Acc	Fixed Income	Other Bond	9.25
Fidelity Short Dated Crprate Bd W Acc	Fixed Income	GBP Corporate Bond - Short Term	5.80
Royal London Corporate Bond Z Inc	Fixed Income	GBP Corporate Bond	4.50
Vanguard Em Mkts Stk Idx £ Acc	Equity	Global Emerging Markets Equity	3.50
HSBC American Index C Acc	Equity	US Large-Cap Blend Equity	3.40
Dodge & Cox Worldwide US Stock A GBP	Equity	US Large-Cap Value Equity	3.30
Baillie Gifford Japanese Inc Gr B £ Acc	Equity	Japan Large-Cap Equity	3.15
Royal London Sustainable Leaders C Acc	Equity	UK Large-Cap Equity	3.00

A fund may not be available on all platforms and hence it is not always possible for us to replicate the model portfolios through all platforms. In this case, different funds will be used and weightings may also differ for portfolio construction reasons.

Risk Warnings

Unless stated otherwise, all data and information is presented at 31/12/2023. Past performance is not a guide to future returns. The value of investments may go down as well as up and investors may not get back the amount invested. The portfolio shown has similar investment objectives and strategies as the portfolio recommended to individual clients by their financial adviser; however, may not contain the same securities that are currently underlying the portfolio provided to individual clients. Specific securities mentioned should not be viewed as a recommendation to buy or sell such securities. Due to platform requirements, cash allocations may differ per platform.

There is no guarantee that a diversified portfolio will enhance overall returns or will outperform a non-diversified portfolio. Neither diversification nor asset allocation ensure a profit or guarantee against loss. It is important to note that investments in mutual funds involve risk, including as a result of market and general economic conditions, and will not always be profitable.

Morningstar Equity Style Box

The Morningstar Style Box is a nine-square grid that illustrates the investment style of a security. Size (large, mid, or small) is displayed along the vertical axis and style is displayed along the horizontal axis. The "value" and "growth" investment styles are common to both stocks and funds. For stocks, the central column of the Style Box represents the "core" style. Few or no funds contain only stocks with extreme value-growth orientations, and both value and growth managers often hold core stocks for diversification or other reasons. Therefore, for funds, the central column represents the "blend" style (a mixture of growth and value stocks or mostly core stocks).

Contact Us

If you have any queries, or require any further information, please contact your financial adviser.

Morningstar Investment Management Europe Ltd

1 Oliver's Yard

55-71 City Road

London

EC1Y 1HQ

Email: UKmanagedportfolios@morningstar.com

Telephone: 020 3107 2930

Website: <https://mp.morningstar.com>

Morningstar Investment Management Europe Ltd

Morningstar Managed Portfolios are offered by Morningstar Investment Management Europe Ltd, which is authorised and regulated by the UK Financial Conduct Authority to provide services to Professional clients and is the entity providing the discretionary management services. Morningstar Managed Portfolios are intended for citizens or legal residents of the United Kingdom. These portfolios can only be made available through the use of an Investment Adviser appropriately authorised and regulated by the Financial Conduct Authority.

The Morningstar name and logo are registered trademarks of Morningstar, Inc, the parent company of Morningstar Investment Management Europe Ltd. This document includes proprietary materials of Morningstar. Reproduction, transcription, or other use, by any means, in whole or in part, without the prior written consent of Morningstar is prohibited. The information, data, and analyses presented herein do not constitute investment advice; are provided as of the date written and are not warranted to be correct, complete or accurate. The statistics noted are derived from the holdings and statistics of the funds underlying this Morningstar Managed Portfolio. The data used to formulate the portfolio statistics is from information contained in Morningstar Inc's database on the underlying funds as of the month end date listed; therefore the information may not be reflective of the portfolio's current holdings and/or statistics.

Look-through charts are calculated by aggregating the underlying fund holdings. For data integrity purposes, any underlying holdings that have not been reported in the past 184 days are excluded from the look-through calculations. Therefore, actual exposures may differ from what is presented.

The allocations shown within this report are subject to change without notice. A Portfolio Rationale document will be issued to the adviser in any instance where a change has been made to the portfolio.

For more information about Morningstar Wealth please visit: <https://mp-morningstar.com/Morningstar-Wealth-EMEA-Disclaimers>.

Moderate Active Portfolio

Factsheet 31/12/2023

Investment Objective

The Moderate Portfolio aims to provide capital growth and some capital preservation over the medium to long term. The portfolio is actively managed and primarily invests in active and passive funds within the core asset classes of equity, fixed income and property, with a moderate bias towards equities. Smaller positions in alternative asset classes may be included for diversification purposes. We set a maximum equity weighting of 70% for this risk profile.

Portfolio Details

Minimum Investment	Platform dependent
Inception/Launch date	28 March 2013
Investment Manager	Morningstar Investment Management Europe Ltd
Annual Management Charge	0.30%

Investment Growth

Time Period: 28/03/2013 to 31/12/2023



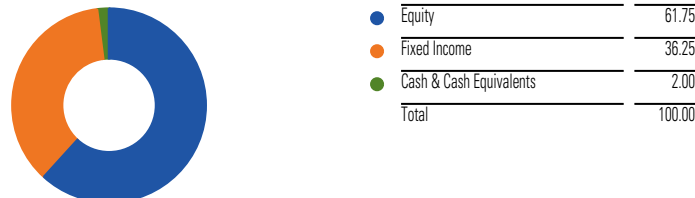
Portfolio Returns

As Of Date: 31/12/2023

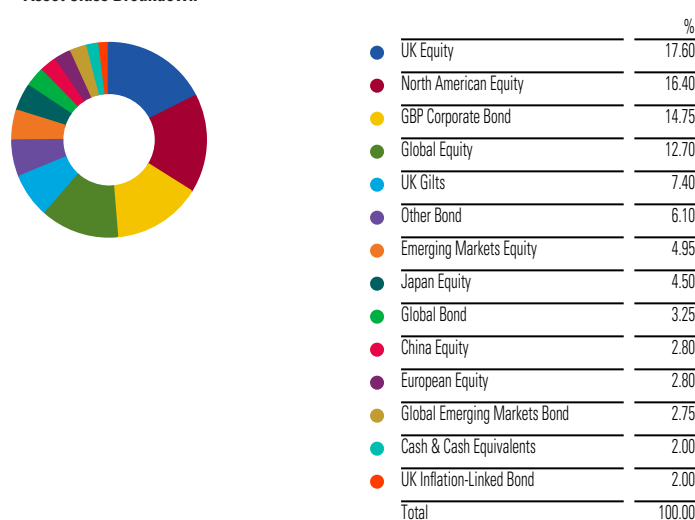
Trailing Returns %	1Month	3M	YTD	2023	2022	2021	Since Inception
Moderate Active Portfolio	4.17	5.29	8.46	8.46	-6.52	8.96	78.61

Year on Year Returns %	01/01/2023 - 31/12/2023	01/01/2022 - 31/12/2022	01/01/2021 - 31/12/2021	01/01/2020 - 31/12/2020	01/01/2019 - 31/12/2019
Moderate Active Portfolio	8.46	-6.52	8.96	5.12	12.33

Asset Allocation



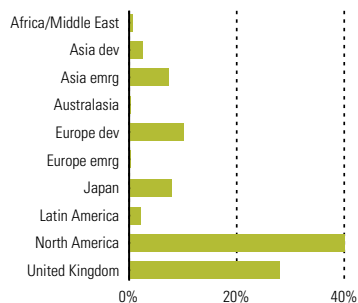
Asset Class Breakdown



Returns Disclosure

The returns shown may not be the same as the returns of an investor's actual account and this due to various factors including the investment date by the investor and differences across platforms. The returns are calculated through Morningstar Direct, are provided for illustrative purposes only and should not be viewed as the performance of an actual account. The trailing returns shown are cumulative and year-on-year returns show complete 12-month periods. All performance is shown net of the holdings' management fees and expenses based on the cheapest share class available; however does not include the 0.30% per annum charged by Morningstar Investment Management Europe Ltd, the advisor fees or the Platform fees, therefore the actual performance experienced will be lower once these charges have been taken into account.

Equity Regional Exposure % (Look Through)



Equity Sector Exposure % (Look Through)

Financial Services	17.93
Technology	14.00
Industrials	13.49
Healthcare	12.81
Consumer Cyclical	9.47
Consumer Defensive	9.15
Communication Services	7.23
Utilities	5.07
Energy	4.49
Basic Materials	3.81
RealEstate	2.57

Morningstar Equity Style Box (Look Through)*

Portfolio Date: 31/12/2023

Value	Blend	Growth	MarketCap	%
19.7	27.0	22.2	Market Cap	
6.3	10.6	3.7	Market Cap Giant	33.51
3.1	5.3	2.2	Market Cap Large	35.41
			Market Cap Mid	20.55
			Market Cap Small	8.65
			Market Cap Micro	1.87

*(see page 2 for explanation)

Moderate Active Portfolio

Factsheet 31/12/2023



Top Ten Holdings

	Broad Asset Class	Morningstar Category	Portfolio Weighting %
BlackRock Corporate Bond 1-10 Year D Acc	Fixed Income	GBP Corporate Bond	8.45
Allianz Gilt Yield I Inc	Fixed Income	GBP Government Bond	7.40
Vanguard U.S. Govt Bd Idx E H Acc	Fixed Income	Other Bond	6.10
HSBC American Index C Acc	Equity	US Large-Cap Blend Equity	5.00
Dodge & Cox Worldwide US Stock A GBP	Equity	US Large-Cap Value Equity	4.70
L&G UK 100 Index I Acc	Equity	UK Large-Cap Equity	4.60
Baillie Gifford Japanese Inc Gr B £ Acc	Equity	Japan Large-Cap Equity	4.50
Royal London Sustainable Leaders C Acc	Equity	UK Large-Cap Equity	4.40
Jupiter UK Special Situations I Acc	Equity	UK Large-Cap Equity	4.00
Vanguard Em Mkts Stk Idx E Acc	Equity	Global Emerging Markets Equity	3.90

Contact Us

If you have any queries, or require any further information, please contact your financial adviser.

Morningstar Investment Management Europe Ltd

1 Oliver's Yard

55-71 City Road

London

EC1Y 1HQ

Email: UKmanagedportfolios@morningstar.com

Telephone: 020 3107 2930

Website: <https://mp.morningstar.com>

A fund may not be available on all platforms and hence it is not always possible for us to replicate the model portfolios through all platforms. In this case, different funds will be used and weightings may also differ for portfolio construction reasons.

Risk Warnings

Unless stated otherwise, all data and information is presented at 31/12/2023. Past performance is not a guide to future returns. The value of investments may go down as well as up and investors may not get back the amount invested. The portfolio shown has similar investment objectives and strategies as the portfolio recommended to individual clients by their financial adviser; however, may not contain the same securities that are currently underlying the portfolio provided to individual clients. Specific securities mentioned should not be viewed as a recommendation to buy or sell such securities. Due to platform requirements, cash allocations may differ per platform.

There is no guarantee that a diversified portfolio will enhance overall returns or will outperform a non-diversified portfolio. Neither diversification nor asset allocation ensure a profit or guarantee against loss. It is important to note that investments in mutual funds involve risk, including as a result of market and general economic conditions, and will not always be profitable.

Morningstar Equity Style Box

The Morningstar Style Box is a nine-square grid that illustrates the investment style of a security. Size (large, mid, or small) is displayed along the vertical axis and style is displayed along the horizontal axis. The "value" and "growth" investment styles are common to both stocks and funds. For stocks, the central column of the Style Box represents the "core" style. Few or no funds contain only stocks with extreme value-growth orientations, and both value and growth managers often hold core stocks for diversification or other reasons. Therefore, for funds, the central column represents the "blend" style (a mixture of growth and value stocks or mostly core stocks).

Morningstar Investment Management Europe Ltd

Morningstar Managed Portfolios are offered by Morningstar Investment Management Europe Ltd, which is authorised and regulated by the UK Financial Conduct Authority to provide services to Professional clients and is the entity providing the discretionary management services. Morningstar Managed Portfolios are intended for citizens or legal residents of the United Kingdom. These portfolios can only be made available through the use of an Investment Adviser appropriately authorised and regulated by the Financial Conduct Authority.

The Morningstar name and logo are registered trademarks of Morningstar, Inc, the parent company of Morningstar Investment Management Europe Ltd. This document includes proprietary materials of Morningstar. Reproduction, transcription, or other use, by any means, in whole or in part, without the prior written consent of Morningstar is prohibited. The information, data, and analyses presented herein do not constitute investment advice; are provided as of the date written and are not warranted to be correct, complete or accurate. The statistics noted are derived from the holdings and statistics of the funds underlying this Morningstar Managed Portfolio. The data used to formulate the portfolio statistics is from information contained in Morningstar Inc's database on the underlying funds as of the month end date listed; therefore the information may not be reflective of the portfolio's current holdings and/or statistics.

Look-through charts are calculated by aggregating the underlying fund holdings. For data integrity purposes, any underlying holdings that have not been reported in the past 184 days are excluded from the look-through calculations. Therefore, actual exposures may differ from what is presented.

The allocations shown within this report are subject to change without notice. A Portfolio Rationale document will be issued to the adviser in any instance where a change has been made to the portfolio.

For more information about Morningstar Wealth please visit: <https://mp-morningstar.com/Morningstar-Wealth-EMEA-Disclaimers>.

Moderately Adventurous Active Portfolio

Factsheet 31/12/2023

Investment Objective

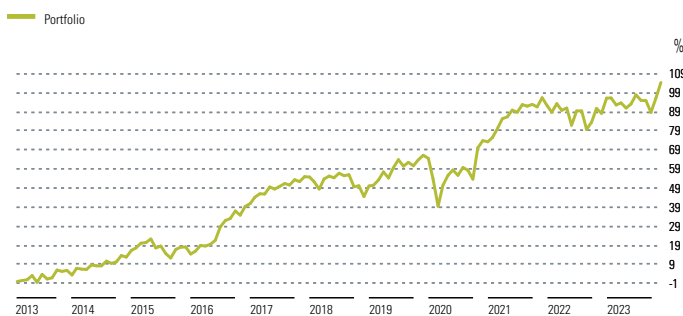
The Moderately Adventurous Portfolio aims to provide capital growth over the long term. The portfolio is actively managed and primarily invests in actively managed and passive funds within the core asset classes of equity, fixed income and property, with a bias towards equities. Smaller positions in alternative asset classes may be included for diversification purposes. We set a maximum equity weighting of 90% for this risk profile.

Portfolio Details


Minimum Investment	Platform dependent
Inception/Launch date	28 March 2013
Investment Manager	Morningstar Investment Management Europe Ltd
Annual Management Charge	0.30%

Investment Growth

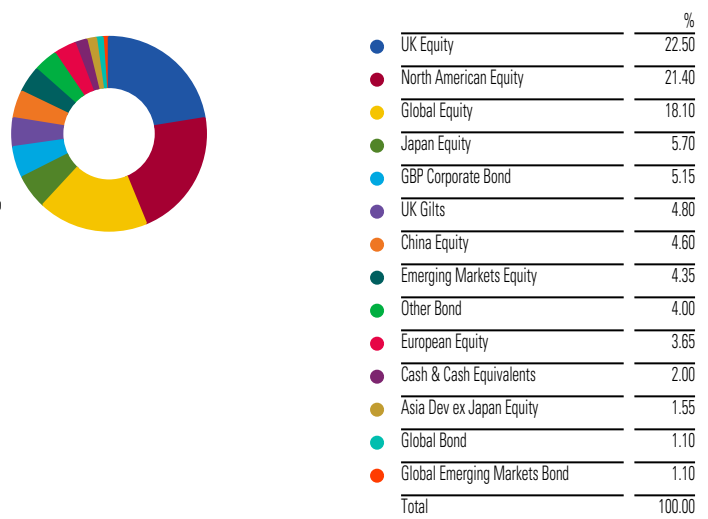
Time Period: 28/03/2013 to 31/12/2023



Asset Allocation



Asset Class Breakdown



Portfolio Returns

As Of Date: 31/12/2023

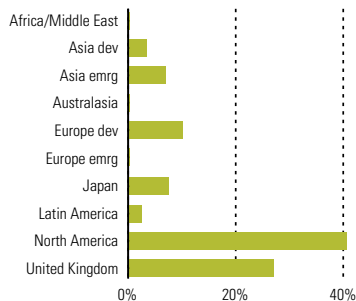
Trailing Returns %	1Month	3M	YTD	2023	2022	2021	Since Inception
Mod Adventurous Active Portfolio	4.24	4.89	8.60	8.60	-4.16	12.92	104.36

Year on Year Returns %	01/01/2023 - 31/12/2023	01/01/2022 - 31/12/2022	01/01/2021 - 31/12/2021	01/01/2020 - 31/12/2020	01/01/2019 - 31/12/2019
Mod Adventurous Active Portfolio	8.60	-4.16	12.92	4.65	14.93

Returns Disclosure

The returns shown may not be the same as the returns of an investor's actual account and this due to various factors including the investment date by the investor and differences across platforms. The returns are calculated through Morningstar Direct, are provided for illustrative purposes only and should not be viewed as the performance of an actual account. The trailing returns shown are cumulative and year-on-year returns show complete 12-month periods. All performance is shown net of the holdings' management fees and expenses based on the cheapest share class available; however does not include the 0.30% per annum charged by Morningstar Investment Management Europe Ltd, the advisor fees or the Platform fees, therefore the actual performance experienced will be lower once these charges have been taken into account.

Equity Regional Exposure % (Look Through)



Equity Sector Exposure % (Look Through)

Financial Services	18.53
Technology	13.87
Industrials	13.43
Healthcare	13.19
Consumer Cyclical	9.38
Consumer Defensive	9.06
Communication Services	7.11
Utilities	4.84
Energy	4.30
Basic Materials	3.80
RealEstate	2.50

Morningstar Equity Style Box (Look Through)*

Portfolio Date: 31/12/2023

Value	Blend	Growth	MarketCap	%
20.0	26.4	22.6	Market Cap	~
6.2	10.7	3.8	Market Cap Giant	33.66
3.0	5.2	2.2	Market Cap Large	35.35
			Market Cap Mid	20.68
			Market Cap Small	8.47
			Market Cap Micro	1.83

*(see page 2 for explanation)

Moderately Adventurous Active Portfolio

Factsheet 31/12/2023



Top Ten Holdings

	Broad Asset Class	Morningstar Category	Portfolio Weighting %
HSBC American Index C Acc	Equity	US Large-Cap Blend Equity	6.60
Dodge & Cox Worldwide US Stock A GBP	Equity	US Large-Cap Value Equity	6.00
L&G UK 100 Index I Acc	Equity	UK Large-Cap Equity	5.70
Royal London Sustainable Leaders C Acc	Equity	UK Large-Cap Equity	5.70
Baillie Gifford Japanese Inc Gr B E Acc	Equity	Japan Large-Cap Equity	5.70
Jupiter UK Special Situations I Acc	Equity	UK Large-Cap Equity	5.20
Allianz Gilt Yield I Inc	Fixed Income	GBP Government Bond	4.80
TM Natixis Loomis Sayles US Eq Ldrs I/AE	Equity	US Large-Cap Growth Equity	4.80
Trojan Global Income I Acc	Equity	Global Equity Income	4.45
Morgan Stanley UK Global Brands I GBP	Equity	Global Large-Cap Blend Equity	4.45

A fund may not be available on all platforms and hence it is not always possible for us to replicate the model portfolios through all platforms. In this case, different funds will be used and weightings may also differ for portfolio construction reasons.

Risk Warnings

Unless stated otherwise, all data and information is presented at 31/12/2023. Past performance is not a guide to future returns. The value of investments may go down as well as up and investors may not get back the amount invested. The portfolio shown has similar investment objectives and strategies as the portfolio recommended to individual clients by their financial adviser; however, may not contain the same securities that are currently underlying the portfolio provided to individual clients. Specific securities mentioned should not be viewed as a recommendation to buy or sell such securities. Due to platform requirements, cash allocations may differ per platform.

There is no guarantee that a diversified portfolio will enhance overall returns or will outperform a non-diversified portfolio. Neither diversification nor asset allocation ensure a profit or guarantee against loss. It is important to note that investments in mutual funds involve risk, including as a result of market and general economic conditions, and will not always be profitable.

Morningstar Equity Style Box

The Morningstar Style Box is a nine-square grid that illustrates the investment style of a security. Size (large, mid, or small) is displayed along the vertical axis and style is displayed along the horizontal axis. The "value" and "growth" investment styles are common to both stocks and funds. For stocks, the central column of the Style Box represents the "core" style. Few or no funds contain only stocks with extreme value-growth orientations, and both value and growth managers often hold core stocks for diversification or other reasons. Therefore, for funds, the central column represents the "blend" style (a mixture of growth and value stocks or mostly core stocks).

Contact Us

If you have any queries, or require any further information, please contact your financial adviser.

Morningstar Investment Management Europe Ltd

1 Oliver's Yard

55-71 City Road

London

EC1Y 1HQ

Email: UKmanagedportfolios@morningstar.com

Telephone: 020 3107 2930

Website: <https://mp.morningstar.com>

Morningstar Investment Management Europe Ltd

Morningstar Managed Portfolios are offered by Morningstar Investment Management Europe Ltd, which is authorised and regulated by the UK Financial Conduct Authority to provide services to Professional clients and is the entity providing the discretionary management services. Morningstar Managed Portfolios are intended for citizens or legal residents of the United Kingdom. These portfolios can only be made available through the use of an Investment Adviser appropriately authorised and regulated by the Financial Conduct Authority.

The Morningstar name and logo are registered trademarks of Morningstar, Inc, the parent company of Morningstar Investment Management Europe Ltd. This document includes proprietary materials of Morningstar. Reproduction, transcription, or other use, by any means, in whole or in part, without the prior written consent of Morningstar is prohibited. The information, data, and analyses presented herein do not constitute investment advice; are provided as of the date written and are not warranted to be correct, complete or accurate. The statistics noted are derived from the holdings and statistics of the funds underlying this Morningstar Managed Portfolio. The data used to formulate the portfolio statistics is from information contained in Morningstar Inc's database on the underlying funds as of the month end date listed; therefore the information may not be reflective of the portfolio's current holdings and/or statistics.

Look-through charts are calculated by aggregating the underlying fund holdings. For data integrity purposes, any underlying holdings that have not been reported in the past 184 days are excluded from the look-through calculations. Therefore, actual exposures may differ from what is presented.

The allocations shown within this report are subject to change without notice. A Portfolio Rationale document will be issued to the adviser in any instance where a change has been made to the portfolio.

For more information about Morningstar Wealth please visit: <https://mp-morningstar.com/Morningstar-Wealth-EMEA-Disclaimers>.

Adventurous Active Portfolio

Factsheet 31/12/2023

Investment Objective

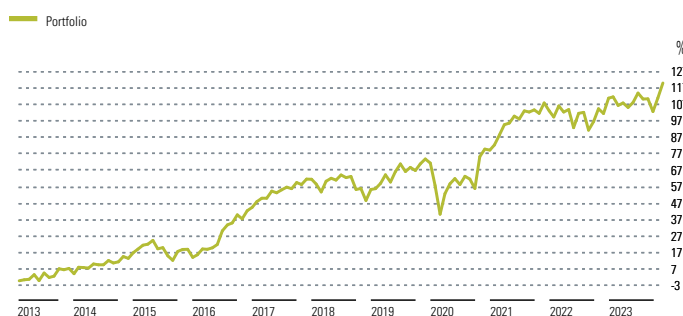
The Adventurous Portfolio aims to provide capital growth over the long term. The portfolio is actively managed and invests predominantly in equities via active and passive funds, to a maximum of 100%. Smaller positions in fixed income, property and alternative asset classes may also be included.

Portfolio Details

Minimum Investment	Platform dependent
Inception/Launch date	28th March 2013
Investment Manager	Morningstar Investment Management Europe Ltd
Annual Management Charge	0.30%

Investment Growth

Time Period: 27/03/2013 to 31/12/2023




Portfolio Returns

As Of Date: 31/12/2023

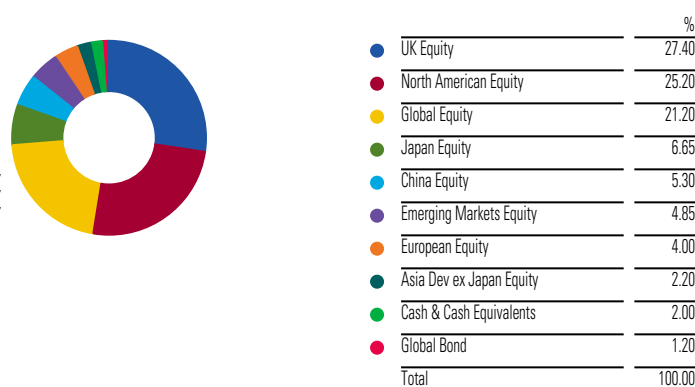
Trailing Returns %	1Month	3M	YTD	2023	2022	2021	Since Inception
Adventurous Active Portfolio	4.32	4.58	9.18	9.18	-3.04	15.55	120.00

Year on Year Returns %	01/01/2023 - 31/12/2023	01/01/2022 - 31/12/2022	01/01/2021 - 31/12/2021	01/01/2020 - 31/12/2020	01/01/2019 - 31/12/2019
Adventurous Active Portfolio	9.18	-3.04	15.55	3.46	16.90

Asset Allocation



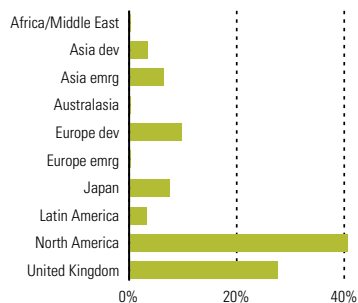
Asset Class Breakdown



Returns Disclosure

The returns shown may not be the same as the returns of an investor's actual account and this due to various factors including the investment date by the investor and differences across platforms. The returns are calculated through Morningstar Direct, are provided for illustrative purposes only and should not be viewed as the performance of an actual account. The trailing returns shown are cumulative and year-on-year returns show complete 12-month periods. All performance is shown net of the holdings' management fees and expenses based on the cheapest share class available; however does not include the 0.30% per annum charged by Morningstar Investment Management Europe Ltd, the advisor fees or the Platform fees, therefore the actual performance experienced will be lower once these charges have been taken into account.

Equity Regional Exposure % (Look Through)



Equity Sector Exposure % (Look Through)

Financial Services	18.33
Healthcare	13.87
Technology	13.51
Industrials	13.40
Consumer Cyclical	9.28
Consumer Defensive	8.76
Communication Services	7.03
Utilities	5.03
Energy	4.35
Basic Materials	3.86
RealEstate	2.57

Morningstar Equity Style Box (Look Through)*

Portfolio Date: 31/12/2023

Value	Blend	Growth	MarketCap	%
20.0	25.9	22.5	Large	MarketCap
6.3	10.8	4.0	Mid	Market Cap Giant
3.1	5.3	2.2	Small	Market Cap Large
				Market Cap Mid
				Market Cap Small
				Market Cap Micro

*(see page 2 for explanation)

Top Ten Holdings

	Broad Asset Class	Morningstar Category	Portfolio Weighting %
HSBC American Index C Acc	Equity	US Large-Cap Blend Equity	7.40
Dodge & Cox Worldwide US Stock A GBP	Equity	US Large-Cap Value Equity	7.20
Royal London Sustainable Leaders C Acc	Equity	UK Large-Cap Equity	7.00
Baillie Gifford Japanese Inc Gr B £ Acc	Equity	Japan Large-Cap Equity	6.65
L&G UK 100 Index I Acc	Equity	UK Large-Cap Equity	6.60
Jupiter UK Special Situations I Acc	Equity	UK Large-Cap Equity	6.40
TM Natixis Loomis Sayles US Eq Ldrs I/A£	Equity	US Large-Cap Growth Equity	5.80
Neuberger Berman US SCp Intrs ValGBPIAcc	Equity	US Small-Cap Equity	4.80
Trojan Global Income I Acc	Equity	Global Equity Income	4.70
Morgan Stanley UK Global Brands I GBP	Equity	Global Large-Cap Blend Equity	4.70

A fund may not be available on all platforms and hence it is not always possible for us to replicate the model portfolios through all platforms. In this case, different funds will be used and weightings may also differ for portfolio construction reasons.

Risk Warnings

Unless stated otherwise, all data and information is presented at 31/12/2023. Past performance is not a guide to future returns. The value of investments may go down as well as up and investors may not get back the amount invested. The portfolio shown has similar investment objectives and strategies as the portfolio recommended to individual clients by their financial adviser; however, may not contain the same securities that are currently underlying the portfolio provided to individual clients. Specific securities mentioned should not be viewed as a recommendation to buy or sell such securities. Due to platform requirements, cash allocations may differ per platform.

There is no guarantee that a diversified portfolio will enhance overall returns or will outperform a non-diversified portfolio. Neither diversification nor asset allocation ensure a profit or guarantee against loss. It is important to note that investments in mutual funds involve risk, including as a result of market and general economic conditions, and will not always be profitable.

Morningstar Equity Style Box

The Morningstar Style Box is a nine-square grid that illustrates the investment style of a security. Size (large, mid, or small) is displayed along the vertical axis and style is displayed along the horizontal axis. The "value" and "growth" investment styles are common to both stocks and funds. For stocks, the central column of the Style Box represents the "core" style. Few or no funds contain only stocks with extreme value-growth orientations, and both value and growth managers often hold core stocks for diversification or other reasons. Therefore, for funds, the central column represents the "blend" style (a mixture of growth and value stocks or mostly core stocks).

Contact Us

If you have any queries, or require any further information, please contact your financial adviser.

Morningstar Investment Management Europe Ltd
1 Oliver's Yard
55-71 City Road
London
EC1Y 1HQ

Email: UKmanagedportfolios@morningstar.com
Telephone: 020 3107 2930
Website: <https://mp.morningstar.com>

Morningstar Investment Management Europe Ltd

Morningstar Managed Portfolios are offered by Morningstar Investment Management Europe Ltd, which is authorised and regulated by the UK Financial Conduct Authority to provide services to Professional clients and is the entity providing the discretionary management services. Morningstar Managed Portfolios are intended for citizens or legal residents of the United Kingdom. These portfolios can only be made available through the use of an Investment Adviser appropriately authorised and regulated by the Financial Conduct Authority.

The Morningstar name and logo are registered trademarks of Morningstar, Inc, the parent company of Morningstar Investment Management Europe Ltd. This document includes proprietary materials of Morningstar. Reproduction, transcription, or other use, by any means, in whole or in part, without the prior written consent of Morningstar is prohibited. The information, data, and analyses presented herein do not constitute investment advice; are provided as of the date written and are not warranted to be correct, complete or accurate. The statistics noted are derived from the holdings and statistics of the funds underlying this Morningstar Managed Portfolio. The data used to formulate the portfolio statistics is from information contained in Morningstar Inc's database on the underlying funds as of the month end date listed; therefore the information may not be reflective of the portfolio's current holdings and/or statistics.

Look-through charts are calculated by aggregating the underlying fund holdings. For data integrity purposes, any underlying holdings that have not been reported in the past 184 days are excluded from the look-through calculations. Therefore, actual exposures may differ from what is presented.

The allocations shown within this report are subject to change without notice. A Portfolio Rationale document will be issued to the adviser in any instance where a change has been made to the portfolio.

For more information about Morningstar Wealth please visit: <https://mp-morningstar.com/Morningstar-Wealth-EMEA-Disclaimers>.



1 Oliver's Yard,
55-71 City Road,
London EC1Y 1HQ

Tel: +44 (0) 20 3107 2930
Fax: +44 (0) 20 3107 0001

UKManagedPortfolios@morningstar.com
<https://mp.morningstar.com>