

# **Morningstar MPS – Income Range**

## **Monthly Factsheets**

For Professional Clients only

---

Morningstar Investment Management Europe Ltd  
1 Oliver's Yard,  
55-71 City Road,  
London  
EC1Y 1HQ  
Tel: +44 (0) 20 3107 2930  
Fax: +44 (0) 20 3107 0001  
Web: <https://mp.morningstar.com>  
Email: [UKManagedPortfolios@morningstar.com](mailto:UKManagedPortfolios@morningstar.com)

# Moderately Cautious Income Portfolio

Factsheet 30/04/2024

## Investment Objective

The Moderately Cautious Income Portfolio aims to provide a sustainable income that can grow over time. The portfolio also aims to provide capital growth over the medium term. The portfolio is actively managed and primarily invests in active and passive funds within the core asset classes of equity, fixed income and property. Smaller positions in alternative asset classes may be included for diversification purposes. We set a maximum equity weighting of 50% for this risk profile.

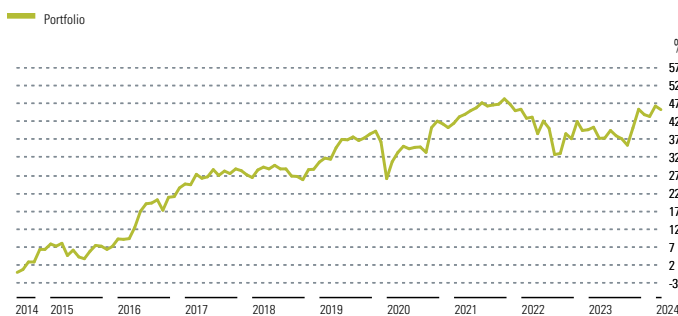
## Portfolio Details

Minimum Investment	Platform dependent
Inception/Launch date	01 October 2014
Investment Manager	Morningstar Investment Management Europe Ltd
Annual Management Charge	0.30%
Yield	4.46%*

\*Based on the weighted historical 12 month yield of the selected funds assuming a static asset allocation. This figure may include estimated yields for funds launched less than 12 months ago so is provided for illustrative purposes only and subject to change.

## Investment Growth

Time Period: 01/10/2014 to 30/04/2024



## Portfolio Returns

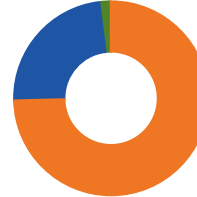
As Of Date: 30/04/2024

Trailing Returns %	1Month	3M	YTD	2023	2022	2021	Since Inception
Mod Cautious Income Portfolio	-0.68	1.00	-0.06	5.99	-7.50	4.40	45.32

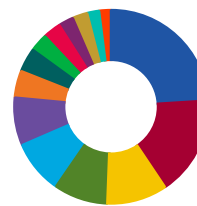
Year on Year Returns %	01/05/2023 - 30/04/2024	01/05/2022 - 30/04/2023	01/05/2021 - 30/04/2022	01/05/2020 - 30/04/2021	01/05/2019 - 30/04/2020
Mod Cautious Income Portfolio	3.51	-1.76	-0.29	9.57	-0.72

## Asset Allocation



	%
Fixed Income	74.60
Equity	23.40
Cash & Cash Equivalents	2.00
Total	100.00

## Asset Class Breakdown

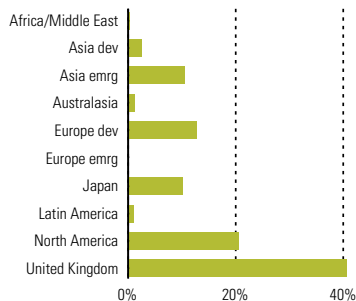


	%
GBP Corporate Bond	24.00
Global High Yield Bond	16.60
Other Bond	10.00
Global Emerging Markets Bond	9.00
UK Equity	8.90
UK Gilts	8.00
Global Equity	4.50
Global Corporate Bond	4.00
China Equity	3.00
UK Inflation-Linked Bond	3.00
Other Equity	2.50
Property Other	2.50
Cash & Cash Equivalents	2.00
Japan Equity	2.00
Total	100.00

## Returns Disclosure

The returns shown may not be the same as the returns of an investor's actual account and this due to various factors including the investment date by the investor and differences across platforms. The returns are calculated through Morningstar Direct, are provided for illustrative purposes only and should not be viewed as the performance of an actual account. The trailing returns shown are cumulative and year-on-year returns show complete 12-month periods. All performance is shown net of the holdings' management fees and expenses based on the cheapest share class available; however does not include the 0.30% per annum charged by Morningstar Investment Management Europe Ltd, the advisor fees or the Platform fees, therefore the actual performance experienced will be lower once these charges have been taken into account.

## Equity Regional Exposure % (Look Through)



## Equity Sector Exposure % (Look Through)

Utilities	22.89
Financial Services	14.03
RealEstate	13.87
Industrials	10.66
Consumer Defensive	8.29
Consumer Cyclical	7.44
Energy	6.71
Basic Materials	6.33
Communication Services	5.60
Healthcare	3.24
Technology	0.93

## Morningstar Equity Style Box (Look Through)\*

Portfolio Date: 30/04/2024

Value	Blend	Growth	MarketCap	%
32.3	21.5	5.0	Market Cap	
13.9	12.7	5.4	Market Cap Giant	18.12
			Market Cap Large	40.51
			Market Cap Mid	32.26
4.6	3.1	1.3	Market Cap Small	8.69
			Market Cap Micro	0.42

\*(see page 2 for explanation)

# Moderately Cautious Income Portfolio

Factsheet 30/04/2024



## Top Ten Holdings

	Broad Asset Class	Morningstar Category	Portfolio Weighting %
Vanguard U.S. Govt Bd Idx £ H Dist	Fixed Income	Other Bond	10.00
AXA Global High Yield Z Gross Inc	Fixed Income	Global High Yield Bond - GBP Hedged	8.30
Baillie Gifford High Yield Bond B Inc	Fixed Income	Global High Yield Bond - GBP Hedged	8.30
Fidelity Short Dated Crprate Bd W Inc	Fixed Income	GBP Corporate Bond - Short Term	8.00
iShares Corporate Bond Index (UK) H Inc	Fixed Income	GBP Corporate Bond	8.00
iShares UK Gilts All Stks Idx (UK) D Inc	Fixed Income	GBP Government Bond	8.00
Fidelity Sust MoneyBuilder Inc W-INC-GBP	Fixed Income	GBP Corporate Bond	8.00
Vanguard FTSE UK Eq Inc Idx £ Inc	Equity	UK Equity Income	6.40
L&G EM Govt Bond Lcl Ccy Index I Inc	Fixed Income	Global Emerging Markets Bond - Local Currency	6.00
FTF ClearBridge Global Infrns Inc Winc	Equity	Sector Equity Infrastructure	4.50

## Contact Us

If you have any queries, or require any further information, please contact your financial adviser.

Morningstar Investment Management Europe Ltd

1 Oliver's Yard

55-71 City Road

London

EC1Y 1HQ

Email: [UKmanagedportfolios@morningstar.com](mailto:UKmanagedportfolios@morningstar.com)

Telephone: 020 3107 2930

Website: <https://mp.morningstar.com>

A fund may not be available on all platforms and hence it is not always possible for us to replicate the model portfolios through all platforms. In this case, different funds will be used and weightings may also differ for portfolio construction reasons.

## Risk Warnings

Unless stated otherwise, all data and information is presented at 30/04/2024. Past performance is not a guide to future returns. The value of investments may go down as well as up and investors may not get back the amount invested. The portfolio shown has similar investment objectives and strategies as the portfolio recommended to individual clients by their financial adviser; however, may not contain the same securities that are currently underlying the portfolio provided to individual clients. Specific securities mentioned should not be viewed as a recommendation to buy or sell such securities. Due to platform requirements, cash allocations may differ per platform.

There is no guarantee that a diversified portfolio will enhance overall returns or will outperform a non-diversified portfolio. Neither diversification nor asset allocation ensure a profit or guarantee against loss. It is important to note that investments in mutual funds involve risk, including as a result of market and general economic conditions, and will not always be profitable.

## Morningstar Equity Style Box

The Morningstar Style Box is a nine-square grid that illustrates the investment style of a security. Size (large, mid, or small) is displayed along the vertical axis and style is displayed along the horizontal axis. The "value" and "growth" investment styles are common to both stocks and funds. For stocks, the central column of the Style Box represents the "core" style. Few or no funds contain only stocks with extreme value-growth orientations, and both value and growth managers often hold core stocks for diversification or other reasons. Therefore, for funds, the central column represents the "blend" style (a mixture of growth and value stocks or mostly core stocks).

## Morningstar Investment Management Europe Ltd

Morningstar Managed Portfolios are offered by Morningstar Investment Management Europe Ltd, which is authorised and regulated by the UK Financial Conduct Authority to provide services to Professional clients and is the entity providing the discretionary management services. Morningstar Managed Portfolios are intended for citizens or legal residents of the United Kingdom. These portfolios can only be made available through the use of an Investment Adviser appropriately authorised and regulated by the Financial Conduct Authority.

The Morningstar name and logo are registered trademarks of Morningstar, Inc, the parent company of Morningstar Investment Management Europe Ltd. This document includes proprietary materials of Morningstar. Reproduction, transcription, or other use, by any means, in whole or in part, without the prior written consent of Morningstar is prohibited. The information, data, and analyses presented herein do not constitute investment advice; are provided as of the date written and are not warranted to be correct, complete or accurate. The statistics noted are derived from the holdings and statistics of the funds underlying this Morningstar Managed Portfolio. The data used to formulate the portfolio statistics is from information contained in Morningstar Inc's database on the underlying funds as of the month end date listed; therefore the information may not be reflective of the portfolio's current holdings and/or statistics.

Look-through charts are calculated by aggregating the underlying fund holdings. For data integrity purposes, any underlying holdings that have not been reported in the past 184 days are excluded from the look-through calculations. Therefore, actual exposures may differ from what is presented.

The allocations shown within this report are subject to change without notice. A Portfolio Rationale document will be issued to the adviser in any instance where a change has been made to the portfolio.

For more information about Morningstar Wealth please visit: <https://mp-morningstar.com/Morningstar-Wealth-EMEA-Disclaimers>.

# Moderate Income Portfolio

Factsheet 30/04/2024

## Investment Objective

The Moderate Income Portfolio aims to provide a sustainable income that can grow over time. The portfolio also aims to provide capital growth over the medium to long term. The portfolio is actively managed and primarily invests in active and passive funds within the core asset classes of equity, fixed income and property, typically with a moderate bias towards equities. Smaller positions in alternative asset classes may be included for diversification purposes. We set a maximum equity weighting of 70% for this risk profile.

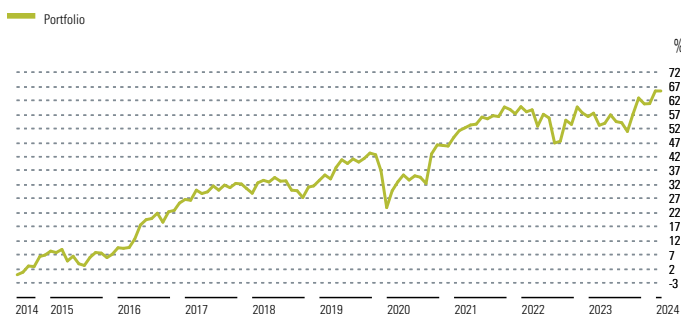
## Portfolio Details

Minimum Investment	Platform dependent
Inception/Launch date	01 October 2014
Investment Manager	Morningstar Investment Management Europe Ltd
Annual Management Charge	0.30%
Yield	4.46%*

\*Based on the weighted historical 12 month yield of the selected funds assuming a static asset allocation. This figure may include estimated yields for funds launched less than 12 months ago so is provided for illustrative purposes only and subject to change.

## Investment Growth

Time Period: 01/10/2014 to 30/04/2024



## Portfolio Returns


As Of Date: 30/04/2024

Trailing Returns %	1Month	3M	YTD	2023	2022	2021	Since Inception
Moderate Income Portfolio	-0.02	2.84	1.52	6.11	-3.86	9.21	65.36

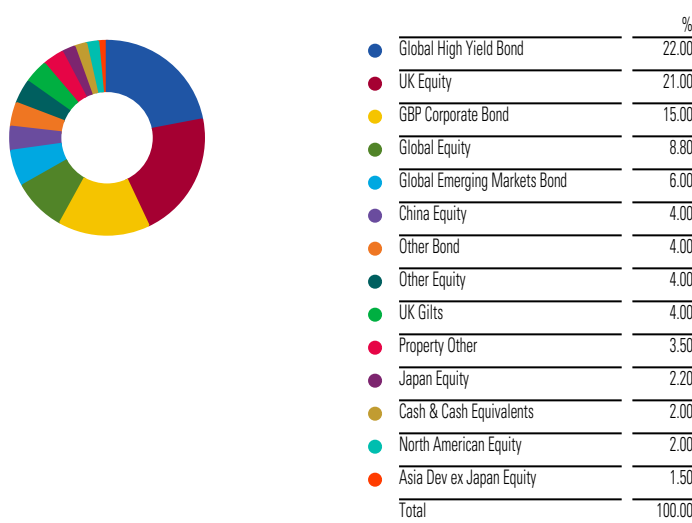
  

Year on Year Returns %	01/05/2023 - 30/04/2024	01/05/2022 - 30/04/2023	01/05/2021 - 30/04/2022	01/05/2020 - 30/04/2021	01/05/2019 - 30/04/2020
Moderate Income Portfolio	5.00	-0.34	4.48	16.42	-4.14

## Asset Allocation



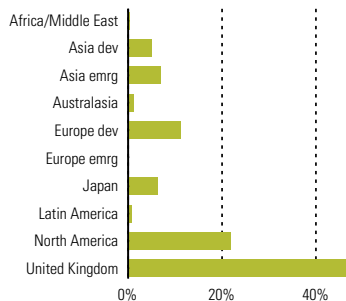
## Asset Class Breakdown



## Returns Disclosure

The returns shown may not be the same as the returns of an investor's actual account and this due to various factors including the investment date by the investor and differences across platforms. The returns are calculated through Morningstar Direct, are provided for illustrative purposes only and should not be viewed as the performance of an actual account. The trailing returns shown are cumulative and year-on-year returns show complete 12-month periods. All performance is shown net of the holdings' management fees and expenses based on the cheapest share class available; however does not include the 0.30% per annum charged by Morningstar Investment Management Europe Ltd, the advisor fees or the Platform fees, therefore the actual performance experienced will be lower once these charges have been taken into account.

## Equity Regional Exposure % (Look Through)



## Equity Sector Exposure % (Look Through)

Utilities	18.53
Financial Services	15.66
Consumer Defensive	10.54
RealEstate	10.00
Industrials	9.76
Consumer Cyclical	7.64
Basic Materials	7.32
Energy	6.78
Communication Services	5.83
Healthcare	4.47
Technology	3.47

## Morningstar Equity Style Box (Look Through)\*

Portfolio Date: 30/04/2024

Value	Blend	Growth	MarketCap	%
33.8	22.8	6.5	Market Cap	
13.1	11.5	4.6	Market Cap Giant	22.27
3.8	2.7	1.0	Market Cap Large	40.71
			Market Cap Mid	29.39
			Market Cap Small	7.29
			Market Cap Micro	0.34

\*(see page 2 for explanation)

# Moderate Income Portfolio

Factsheet 30/04/2024



## Top Ten Holdings

	Broad Asset Class	Morningstar Category	Portfolio Weighting %
Vanguard FTSE UK Eq Inc Idx £ Inc	Equity	UK Equity Income	16.00
AXA Global High Yield Z Gross Inc	Fixed Income	Global High Yield Bond - GBP Hedged	11.00
Baillie Gifford High Yield Bond B Inc	Fixed Income	Global High Yield Bond - GBP Hedged	11.00
FTF ClearBridge Global Infrasc Inc Winc	Equity	Sector Equity Infrastructure	6.50
iShares Corporate Bond Index (UK) H Inc	Fixed Income	GBP Corporate Bond	6.00
Fidelity Sust MoneyBuilder Inc W-INC-GBP	Fixed Income	GBP Corporate Bond	6.00
Schroder Income L GBP Inc	Equity	UK Equity Income	5.00
iShares UK Gilts All Stks Idx (UK) D Inc	Fixed Income	GBP Government Bond	4.00
Vanguard U.S. Govt Bd Idx £ H Dist	Fixed Income	Other Bond	4.00
Lazard Global Lstd Infrasc Eq A Dist GBP	Equity	Other Equity	4.00

A fund may not be available on all platforms and hence it is not always possible for us to replicate the model portfolios through all platforms. In this case, different funds will be used and weightings may also differ for portfolio construction reasons.

## Risk Warnings

Unless stated otherwise, all data and information is presented at 30/04/2024. Past performance is not a guide to future returns. The value of investments may go down as well as up and investors may not get back the amount invested. The portfolio shown has similar investment objectives and strategies as the portfolio recommended to individual clients by their financial adviser; however, may not contain the same securities that are currently underlying the portfolio provided to individual clients. Specific securities mentioned should not be viewed as a recommendation to buy or sell such securities. Due to platform requirements, cash allocations may differ per platform.

There is no guarantee that a diversified portfolio will enhance overall returns or will outperform a non-diversified portfolio. Neither diversification nor asset allocation ensure a profit or guarantee against loss. It is important to note that investments in mutual funds involve risk, including as a result of market and general economic conditions, and will not always be profitable.

## Morningstar Equity Style Box

The Morningstar Style Box is a nine-square grid that illustrates the investment style of a security. Size (large, mid, or small) is displayed along the vertical axis and style is displayed along the horizontal axis. The "value" and "growth" investment styles are common to both stocks and funds. For stocks, the central column of the Style Box represents the "core" style. Few or no funds contain only stocks with extreme value-growth orientations, and both value and growth managers often hold core stocks for diversification or other reasons. Therefore, for funds, the central column represents the "blend" style (a mixture of growth and value stocks or mostly core stocks).

## Contact Us

If you have any queries, or require any further information, please contact your financial adviser.

Morningstar Investment Management Europe Ltd

1 Oliver's Yard

55-71 City Road

London

EC1Y 1HQ

Email: [UKmanagedportfolios@morningstar.com](mailto:UKmanagedportfolios@morningstar.com)

Telephone: 020 3107 2930

Website: <https://mp.morningstar.com>

## Morningstar Investment Management Europe Ltd

Morningstar Managed Portfolios are offered by Morningstar Investment Management Europe Ltd, which is authorised and regulated by the UK Financial Conduct Authority to provide services to Professional clients and is the entity providing the discretionary management services. Morningstar Managed Portfolios are intended for citizens or legal residents of the United Kingdom. These portfolios can only be made available through the use of an Investment Adviser appropriately authorised and regulated by the Financial Conduct Authority.

The Morningstar name and logo are registered trademarks of Morningstar, Inc, the parent company of Morningstar Investment Management Europe Ltd. This document includes proprietary materials of Morningstar. Reproduction, transcription, or other use, by any means, in whole or in part, without the prior written consent of Morningstar is prohibited. The information, data, and analyses presented herein do not constitute investment advice; are provided as of the date written and are not warranted to be correct, complete or accurate. The statistics noted are derived from the holdings and statistics of the funds underlying this Morningstar Managed Portfolio. The data used to formulate the portfolio statistics is from information contained in Morningstar Inc's database on the underlying funds as of the month end date listed; therefore the information may not be reflective of the portfolio's current holdings and/or statistics.

Look-through charts are calculated by aggregating the underlying fund holdings. For data integrity purposes, any underlying holdings that have not been reported in the past 184 days are excluded from the look-through calculations. Therefore, actual exposures may differ from what is presented.

The allocations shown within this report are subject to change without notice. A Portfolio Rationale document will be issued to the adviser in any instance where a change has been made to the portfolio.

For more information about Morningstar Wealth please visit: <https://mp-morningstar.com/Morningstar-Wealth-EMEA-Disclaimers>.



1 Oliver's Yard,  
55-71 City Road,  
London EC1Y 1HQ

Tel: +44 (0) 20 3107 2930  
Fax: +44 (0) 20 3107 0001

[UKManagedPortfolios@morningstar.com](mailto:UKManagedPortfolios@morningstar.com)  
<https://mp.morningstar.com>