

# Morningstar MPS – International Range

## Monthly Factsheets

For Professional Clients only

---

Morningstar Investment Management Europe  
Ltd 1 Oliver's Yard,  
55-71 City Road,  
London  
EC1Y 1HQ  
Tel: +44 (0) 20 3107 2930  
Fax: +44 (0) 20 3107 0001  
Web: <https://mp.morningstar.com>  
Email: [International.Portfolios@morningstar.com](mailto:International.Portfolios@morningstar.com)

# International GBP - Cautious Growth

Factsheet 31/03/2026

## Investment Objective

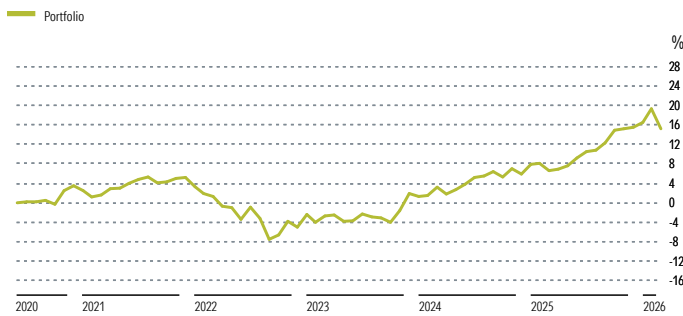
The Cautious Growth Portfolio aims to provide some capital growth whilst focusing on capital preservation over the short to medium term. The portfolio is actively managed and primarily invests in equities and fixed income assets, with a notable bias towards more defensive assets. The portfolio primarily invests in passive funds, but it will also have exposure to active funds if the managers believe value can be added. Positions in alternative asset classes may be included for diversification purposes. We set a maximum equity weighting of 30% for this risk profile.

## Portfolio Details

Minimum Investment	Platform dependent
Inception/Launch date	30/06/2020
Investment Manager	Morningstar Investment Management Europe Ltd
Annual Management Charge	0.25%

## Investment Growth

Time Period: 30/06/2020 to 31/03/2026



## Portfolio Returns

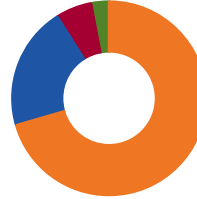
As Of Date: 31/03/2026

Trailing Returns %	1Month	3M	YTD	2025	2024	2023	Since Inception
Portfolio	-3.42	-0.23	-0.23	9.02	3.94	7.28	15.21

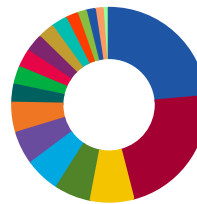
Year on Year Returns %	01/04/2025 - 31/03/2026	01/04/2024 - 31/03/2025	01/04/2023 - 31/03/2024	01/04/2022 - 31/03/2023	01/04/2021 - 31/03/2022
Portfolio	8.12	3.25	6.05	-3.93	-0.26

## Asset Allocation



	%
Fixed Income	70.50
Equity	20.50
Alternatives	6.00
Cash & Cash Equivalents	3.00
<b>Total</b>	<b>100.00</b>

## Asset Class Breakdown

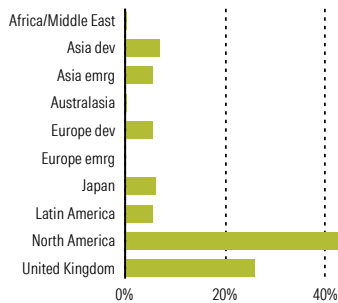


	%
UK Gilts	23.60
GBP Corporate Bond	22.40
North American Equity	7.00
Other Bond	6.00
UK Equity	5.80
Global Bond	5.50
Global Emerging Markets Bond	5.00
Cash & Cash Equivalents	3.00
Global Corporate Bond	3.00
Global Inflation-Linked Bond	3.00
Macro Trading	3.00
Asia Dev ex Japan Equity	2.70
Global Equity	2.60
UK Inflation-Linked Bond	2.00
Market Neutral	1.50
Systematic Trend	1.50
Emerging Markets Equity	1.30
Japan Equity	1.10
<b>Total</b>	<b>100.00</b>

## Returns Disclosure

The returns shown may not be the same as the returns of an investor's actual account and this due to various factors including the investment date by the investor and differences across platforms. The returns are calculated through Morningstar Direct, are provided for illustrative purposes only and should not be viewed as the performance of an actual account. The trailing returns shown are cumulative and year-on-year returns show complete 12-month periods. All performance is shown net of the holdings' management fees and expenses based on the cheapest share class available; however does not include the 0.25% per annum charged by Morningstar Investment Management Europe Ltd, the advisor fees or the Platform fees, therefore the actual performance experienced will be lower once these charges have been taken into account.

## Equity Regional Exposure % (Look Through)



## Equity Sector Exposure % (Look Through)

Technology	17.96
Financial Services	16.43
Healthcare	13.85
Industrials	12.53
Consumer Defensive	9.60
Consumer Cyclical	8.62
Basic Materials	5.62
Communication Services	5.58
Energy	5.00
Utilities	3.64
Real Estate	1.16

## Morningstar Equity Style Box\* (Look Through)

Portfolio Date: 31/03/2026

Value	Blend	Growth	MarketCap	%
24.6	35.9	14.8	Market Cap Giant	42.49
5.9	7.2	3.9	Market Cap Large	32.79
3.5	2.2	2.0	Market Cap Mid	17.08
			Market Cap Small	4.68
			Market Cap Micro	2.96

\*(see page 2 for explanation)

# International GBP - Cautious Growth

Factsheet 31/03/2026



## Top Ten Holdings

	Broad Asset Class	Morningstar Category	Portfolio Weighting %
iShares GiltTrak Idx (IE) D Acc GBP	Fixed Income	GBP Government Bond	18.50
Vanguard UK S/T Invnm Grd Bd IdxInsPIEAcc	Fixed Income	GBP Corporate Bond - Short Term	11.80
Vanguard UK Invnm Grd Bd Idx Ins PI £ Acc	Fixed Income	GBP Corporate Bond	10.60
Vanguard U.S. Govt Bd Idx Ins PI £ H Acc	Fixed Income	Other Bond	6.00
iShares UK Index (IE) D Acc GBP	Equity	UK Large-Cap Equity	5.80
PIMCO GIS GIB Bd Instl GBPH Acc	Fixed Income	Global Bond - GBP Hedged	5.50
Vanguard UK Govt Bd Idx Ins PI £ Acc	Fixed Income	GBP Government Bond	5.10
Xtrackers S&P 500 Swap II ETF 1D USD	Equity	US Large-Cap Blend Equity	5.00
Colchester Lcl Mkts Bd I £ Acc	Fixed Income	Global Emerging Markets Bond - Local Currency	5.00
PIMCO GIS GIB Lw Dur RI Rt Ins GBP H Acc	Fixed Income	Global Inflation-Linked Bond - GBP Hedged	3.00

## Contact Us

If you have any queries, or require any further information, please contact your financial adviser.

Morningstar Investment Management Europe Ltd  
1 Oliver's Yard  
55-71 City Road  
London  
EC1Y 1HQ

Email: [International.Portfolios@morningstar.com](mailto:International.Portfolios@morningstar.com)  
Telephone: 020 3107 2930  
Website: <https://mp.morningstar.com>

A fund may not be available on all platforms and hence it is not always possible for us to replicate the model portfolios through all platforms. In this case, different funds will be used and weightings may also differ for portfolio construction reasons.

## Risk Warnings

Unless stated otherwise, all data and information is presented at 31/03/2026. Past performance is not a guide to future returns. The value of investments may go down as well as up and investors may not get back the amount invested. The portfolio shown has similar investment objectives and strategies as the portfolio recommended to individual clients by their financial adviser; however, may not contain the same securities that are currently underlying the portfolio provided to individual clients. Specific securities mentioned should not be viewed as a recommendation to buy or sell such securities. Due to platform requirements, cash allocations may differ per platform.

There is no guarantee that a diversified portfolio will enhance overall returns or will outperform a non-diversified portfolio. Neither diversification nor asset allocation ensure a profit or guarantee against loss. It is the responsibility of the adviser to assess the suitability of an investor and select the correct model, appropriate to the investor's objectives and needs. Morningstar Managed Portfolios are not suitable for clients who cannot bear any capital loss. It is important to note that investments in mutual funds involve risk, including as a result of market and general economic conditions, and will not always be profitable.

## Morningstar Equity Style Box\*

The Morningstar Style Box is a nine-square grid that illustrates the investment style of a security. Size (large, mid, or small) is displayed along the vertical axis and style is displayed along the horizontal axis. The "value" and "growth" investment styles are common to both stocks and funds. For stocks, the central column of the Style Box represents the "core" style. Few or no funds contain only stocks with extreme value-growth orientations, and both value and growth managers often hold core stocks for diversification or other reasons. Therefore, for funds, the central column represents the "blend" style (a mixture of growth and value stocks or mostly core stocks).

## Morningstar Investment Management Europe Ltd

Morningstar Managed Portfolios are offered by Morningstar Investment Management Europe Ltd, which is authorised and regulated by the UK Financial Conduct Authority to provide services to Professional clients and is the entity providing the discretionary management services.

The Morningstar name and logo are registered trademarks of Morningstar, Inc, the parent company of Morningstar Investment Management Europe Ltd. This document includes proprietary materials of Morningstar. Reproduction, transcription, or other use, by any means, in whole or in part, without the prior written consent of Morningstar is prohibited. The information, data, and analyses presented herein do not constitute investment advice; are provided as of the date written and are not warranted to be correct, complete or accurate. The statistics noted are derived from the holdings and statistics of the funds underlying this Morningstar Managed Portfolio. The data used to formulate the portfolio statistics is from information contained in Morningstar Inc's database on the underlying funds as of the month end date listed; therefore the information may not be reflective of the portfolio's current holdings and/or statistics.

Look-through charts are calculated by aggregating the underlying fund holdings. For data integrity purposes, any underlying holdings that have not been reported in the past 184 days are excluded from the look-through calculations. Therefore, actual exposures may differ from what is presented.

The allocations shown within this report are subject to change without notice. A Portfolio Rationale document will be issued to the adviser in any instance where a change has been made to the portfolio. Tax treatment depends on individual circumstances and subject to change. Morningstar Investment Management Europe Ltd does not provide tax advice and independent professional advice should be sought.

For more information about Morningstar Wealth please visit:  
<https://bit.ly/MSWEMEDisclaimers>.

# International GBP - Moderately Cautious Growth

Factsheet 31/03/2026

## Investment Objective

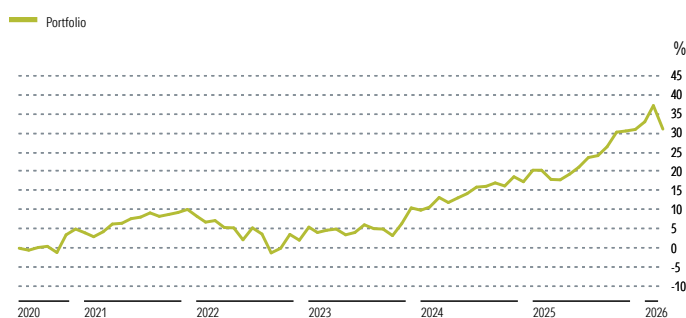
The Moderately Cautious Growth Portfolio aims to provide a balance between capital growth and capital preservation over the medium term. The portfolio is actively managed and primarily invests in equities and fixed income assets, with a balance between equities and defensive assets. The portfolio primarily invests in passive funds, but it will also have exposure to active funds if the managers believe value can be added. Positions in alternative asset classes may be included for diversification purposes. We set a maximum equity weighting of 50% for this risk profile.

## Portfolio Details

Minimum Investment	Platform dependent
Inception/Launch date	30/06/2020
Investment Manager	Morningstar Investment Management Europe Ltd
Annual Management Charge	0.25%

## Investment Growth

Time Period: 30/06/2020 to 31/03/2026



## Portfolio Returns

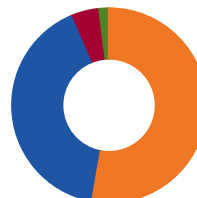
As Of Date: 31/03/2026

Trailing Returns %	1Month	3M	YTD	2025	2024	2023	Since Inception
Portfolio	-4.49	0.07	0.07	11.57	6.17	8.19	30.96

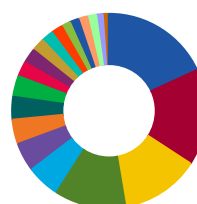
Year on Year Returns %	01/04/2025 - 31/03/2026	01/04/2024 - 31/03/2025	01/04/2023 - 31/03/2024	01/04/2022 - 31/03/2023	01/04/2021 - 31/03/2022
Portfolio	11.10	4.11	8.14	-2.31	2.75

## Asset Allocation



	%
Fixed Income	52.75
Equity	40.75
Alternatives	4.50
Cash & Cash Equivalents	2.00
<b>Total</b>	<b>100.00</b>

## Asset Class Breakdown

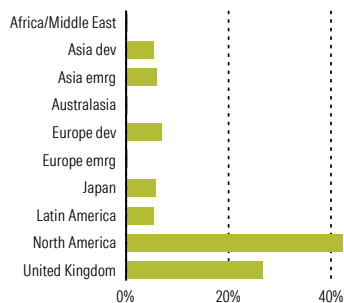


	%
UK Gilts	18.15
GBP Corporate Bond	16.10
North American Equity	13.15
UK Equity	11.65
Global Equity	5.60
Global Bond	4.75
Emerging Markets Equity	4.10
Global Emerging Markets Bond	3.75
Other Bond	3.50
Global Corporate Bond	2.50
Global Inflation-Linked Bond	2.50
Japan Equity	2.20
Cash & Cash Equivalents	2.00
China Equity	1.85
Macro Trading	1.50
Market Neutral	1.50
Systematic Trend	1.50
UK Inflation-Linked Bond	1.50
Asia Dev ex Japan Equity	1.10
European Equity	1.10
<b>Total</b>	<b>100.00</b>

## Returns Disclosure

The returns shown may not be the same as the returns of an investor's actual account and this due to various factors including the investment date by the investor and differences across platforms. The returns are calculated through Morningstar Direct, are provided for illustrative purposes only and should not be viewed as the performance of an actual account. The trailing returns shown are cumulative and year-on-year returns show complete 12-month periods. All performance is shown net of the holdings' management fees and expenses based on the cheapest share class available; however does not include the 0.25% per annum charged by Morningstar Investment Management Europe Ltd, the advisor fees or the Platform fees, therefore the actual performance experienced will be lower once these charges have been taken into account.

## Equity Regional Exposure % (Look Through)



## Equity Sector Exposure % (Look Through)

Technology	17.10
Financial Services	16.37
Healthcare	13.67
Industrials	12.74
Consumer Defensive	10.57
Consumer Cyclical	8.53
Communication Services	5.82
Basic Materials	5.16
Energy	4.81
Utilities	3.64
Real Estate	1.58

## Morningstar Equity Style Box\* (Look Through)

Portfolio Date: 31/03/2026

Value	Blend	Growth	MarketCap	%
22.4	35.4	15.6	Market Cap Giant	42.57
5.2	6.9	3.9	Market Cap Large	30.77
4.4	3.7	2.5	Market Cap Mid	16.06
			Market Cap Small	7.34
			Market Cap Micro	3.27

\*(see page 2 for explanation)

# International GBP - Moderately Cautious Growth

Factsheet 31/03/2026

## Top Ten Holdings

	Broad Asset Class	Morningstar Category	Portfolio Weighting %
iShares GiltTrak Idx (IE) D Acc GBP	Fixed Income	GBP Government Bond	18.15
Xtrackers S&P 500 Swap II ETF 1D USD	Equity	US Large-Cap Blend Equity	9.80
iShares UK Index (IE) D Acc GBP	Equity	UK Large-Cap Equity	8.30
Vanguard UK Invn Grd Bd Idx Ins PI £ Acc	Fixed Income	GBP Corporate Bond	8.30
Vanguard UK S/T Invn Grd Bd Idx Ins PIE Acc	Fixed Income	GBP Corporate Bond - Short Term	7.80
Colchester Lcl Mkts Bd I £ Acc	Fixed Income	Global Emerging Markets Bond - Local Currency	3.75
PIMCO GIS Glb Bd Instl GBPH Acc	Fixed Income	Global Bond - GBP Hedged	3.50
Vanguard U.S. Govt Bd Idx Ins PI £ H Acc	Fixed Income	Other Bond	3.50
Neuberger Berman US SCp Intrs ValGBPIAcc	Equity	US Small-Cap Equity	3.35
Robeco Global Credits IH GBP	Fixed Income	Global Corporate Bond - GBP Hedged	2.50

## Contact Us

If you have any queries, or require any further information, please contact your financial adviser.

Morningstar Investment Management Europe Ltd  
1 Oliver's Yard  
55-71 City Road  
London  
EC1Y 1HQ

Email: [International.Portfolios@morningstar.com](mailto:International.Portfolios@morningstar.com)  
Telephone: 020 3107 2930  
Website: <https://mp.morningstar.com>

A fund may not be available on all platforms and hence it is not always possible for us to replicate the model portfolios through all platforms. In this case, different funds will be used and weightings may also differ for portfolio construction reasons.

## Risk Warnings

Unless stated otherwise, all data and information is presented at 31/03/2026. Past performance is not a guide to future returns. The value of investments may go down as well as up and investors may not get back the amount invested. The portfolio shown has similar investment objectives and strategies as the portfolio recommended to individual clients by their financial adviser; however, may not contain the same securities that are currently underlying the portfolio provided to individual clients. Specific securities mentioned should not be viewed as a recommendation to buy or sell such securities. Due to platform requirements, cash allocations may differ per platform.

There is no guarantee that a diversified portfolio will enhance overall returns or will outperform a non-diversified portfolio. Neither diversification nor asset allocation ensure a profit or guarantee against loss. It is the responsibility of the adviser to assess the suitability of an investor and select the correct model, appropriate to the investor's objectives and needs. Morningstar Managed Portfolios are not suitable for clients who cannot bear any capital loss. It is important to note that investments in mutual funds involve risk, including as a result of market and general economic conditions, and will not always be profitable.

## Morningstar Equity Style Box\*

The Morningstar Style Box is a nine-square grid that illustrates the investment style of a security. Size (large, mid, or small) is displayed along the vertical axis and style is displayed along the horizontal axis. The "value" and "growth" investment styles are common to both stocks and funds. For stocks, the central column of the Style Box represents the "core" style. Few or no funds contain only stocks with extreme value-growth orientations, and both value and growth managers often hold core stocks for diversification or other reasons. Therefore, for funds, the central column represents the "blend" style (a mixture of growth and value stocks or mostly core stocks).

## Morningstar Investment Management Europe Ltd

Morningstar Managed Portfolios are offered by Morningstar Investment Management Europe Ltd, which is authorised and regulated by the UK Financial Conduct Authority to provide services to Professional clients and is the entity providing the discretionary management services.

The Morningstar name and logo are registered trademarks of Morningstar, Inc, the parent company of Morningstar Investment Management Europe Ltd. This document includes proprietary materials of Morningstar. Reproduction, transcription, or other use, by any means, in whole or in part, without the prior written consent of Morningstar is prohibited. The information, data, and analyses presented herein do not constitute investment advice; are provided as of the date written and are not warranted to be correct, complete or accurate. The statistics noted are derived from the holdings and statistics of the funds underlying this Morningstar Managed Portfolio. The data used to formulate the portfolio statistics is from information contained in Morningstar Inc's database on the underlying funds as of the month end date listed; therefore the information may not be reflective of the portfolio's current holdings and/or statistics.

Look-through charts are calculated by aggregating the underlying fund holdings. For data integrity purposes, any underlying holdings that have not been reported in the past 184 days are excluded from the look-through calculations. Therefore, actual exposures may differ from what is presented.

The allocations shown within this report are subject to change without notice. A Portfolio Rationale document will be issued to the adviser in any instance where a change has been made to the portfolio. Tax treatment depends on individual circumstances and subject to change. Morningstar Investment Management Europe Ltd does not provide tax advice and independent professional advice should be sought.

For more information about Morningstar Wealth please visit:  
<https://bit.ly/MSWEMEADisclaimers>.

# International GBP - Moderate Growth

Factsheet 31/03/2026

## Investment Objective

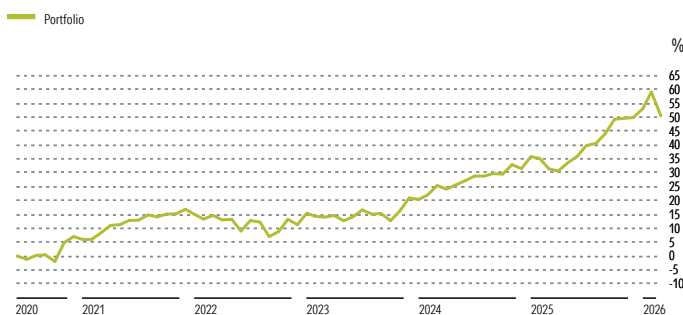
The Moderate Growth Portfolio aims to provide capital growth and some capital preservation over the medium to long term. The portfolio is actively managed and primarily invests in equities and fixed income assets, with a moderate bias to equities. The portfolio primarily invests in passive funds, but it will also have exposure to active funds if the managers believe value can be added. Positions in alternative asset classes may be included for diversification purposes. We set a maximum equity weighting of 70% for this risk profile.

## Portfolio Details

Minimum Investment	Platform dependent
Inception/Launch date	30/06/2020
Investment Manager	Morningstar Investment Management Europe Ltd
Annual Management Charge	0.25%

## Investment Growth

Time Period: 30/06/2020 to 31/03/2026




## Portfolio Returns

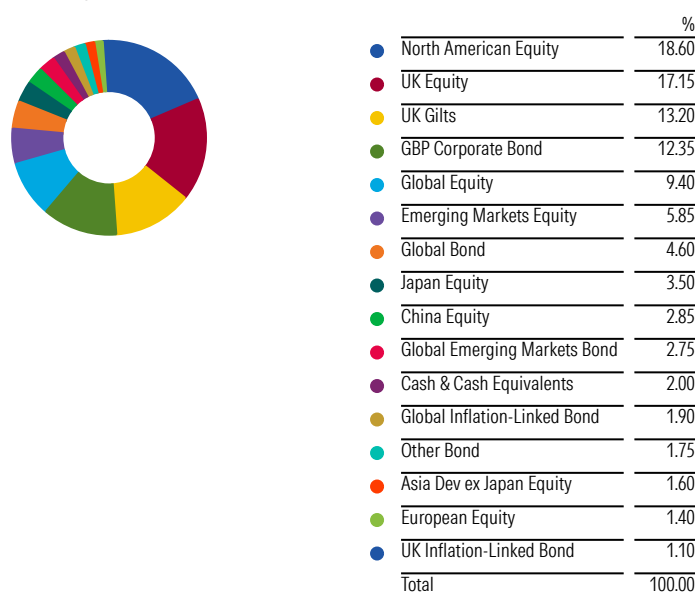
As Of Date: 31/03/2026

Trailing Returns %	1Month	3M	YTD	2025	2024	2023	Since Inception
Portfolio	-5.45	0.36	0.36	14.02	8.71	8.63	50.46
Year on Year Returns %	01/04/2025 - 31/03/2026	01/04/2024 - 31/03/2025	01/04/2023 - 31/03/2024	01/04/2022 - 31/03/2023	01/04/2021 - 31/03/2022		
Portfolio	14.50	4.83	9.93	-0.48	5.71		

## Asset Allocation



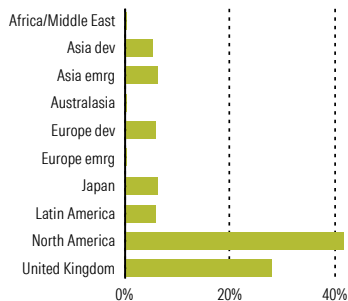
## Asset Class Breakdown



## Returns Disclosure

The returns shown may not be the same as the returns of an investor's actual account and this due to various factors including the investment date by the investor and differences across platforms. The returns are calculated through Morningstar Direct, are provided for illustrative purposes only and should not be viewed as the performance of an actual account. The trailing returns shown are cumulative and year-on-year returns show complete 12-month periods. All performance is shown net of the holdings' management fees and expenses based on the cheapest share class available; however does not include the 0.25% per annum charged by Morningstar Investment Management Europe Ltd, the advisor fees or the Platform fees, therefore the actual performance experienced will be lower once these charges have been taken into account.

## Equity Regional Exposure % (Look Through)



## Equity Sector Exposure % (Look Through)

Technology	16.25
Financial Services	15.95
Healthcare	14.28
Industrials	12.54
Consumer Defensive	10.38
Consumer Cyclical	8.03
Communication Services	7.59
Basic Materials	5.00
Energy	4.89
Utilities	3.53
Real Estate	1.55

## Morningstar Equity Style Box\* (Look Through)

Portfolio Date: 31/03/2026

Value	Blend	Growth	MarketCap	%
23.2	36.6	16.0	Market Cap Giant	44.17
5.0	6.2	3.5	Market Cap Large	31.60
3.9	3.4	2.2	Market Cap Mid	14.72
			Market Cap Small	6.58
			Market Cap Micro	2.93

\*(see page 2 for explanation)

### Top Ten Holdings

	Broad Asset Class	Morningstar Category	Portfolio Weighting %
Xtrackers S&P 500 Swap II ETF 1D USD	Equity	US Large-Cap Blend Equity	14.50
iShares GiltTrak Idx (IE) D Acc GBP	Fixed Income	GBP Government Bond	13.20
iShares UK Index (IE) D Acc GBP	Equity	UK Large-Cap Equity	12.55
Vanguard UK Invn Grd Bd Idx Ins PI £ Acc	Fixed Income	GBP Corporate Bond	6.35
Vanguard UK S/T Invn Grd Bd IdxInsPI£Acc	Fixed Income	GBP Corporate Bond - Short Term	6.00
Neuberger Berman US SCp Intrs ValGBPIAcc	Equity	US Small-Cap Equity	4.10
Vanguard Jpn Stk Idx Ins PI £ Acc	Equity	Japan Large-Cap Equity	3.50
Xtrackers MSCI World Health Care ETF 1C	Equity	Sector Equity Healthcare	3.50
Amundi IS MSCI Em Latin America ETF-C \$	Equity	Latin America Equity	3.30
Amundi Prime UK Mid & Small Cap IG GBP	Equity	UK Mid-Cap Equity	3.00

A fund may not be available on all platforms and hence it is not always possible for us to replicate the model portfolios through all platforms. In this case, different funds will be used and weightings may also differ for portfolio construction reasons.

### Contact Us

If you have any queries, or require any further information, please contact your financial adviser.

Morningstar Investment Management Europe Ltd  
1 Oliver's Yard  
55-71 City Road  
London  
EC1Y 1HQ

Email: [International.Portfolios@morningstar.com](mailto:International.Portfolios@morningstar.com)  
Telephone: 020 3107 2930  
Website: <https://mp.morningstar.com>

### Risk Warnings

Unless stated otherwise, all data and information is presented at 31/03/2026. Past performance is not a guide to future returns. The value of investments may go down as well as up and investors may not get back the amount invested. The portfolio shown has similar investment objectives and strategies as the portfolio recommended to individual clients by their financial adviser; however, may not contain the same securities that are currently underlying the portfolio provided to individual clients. Specific securities mentioned should not be viewed as a recommendation to buy or sell such securities. Due to platform requirements, cash allocations may differ per platform.

There is no guarantee that a diversified portfolio will enhance overall returns or will outperform a non-diversified portfolio. Neither diversification nor asset allocation ensure a profit or guarantee against loss. It is the responsibility of the adviser to assess the suitability of an investor and select the correct model, appropriate to the investor's objectives and needs. Morningstar Managed Portfolios are not suitable for clients who cannot bear any capital loss. It is important to note that investments in mutual funds involve risk, including as a result of market and general economic conditions, and will not always be profitable.

### Morningstar Equity Style Box\*

The Morningstar Style Box is a nine-square grid that illustrates the investment style of a security. Size (large, mid, or small) is displayed along the vertical axis and style is displayed along the horizontal axis. The "value" and "growth" investment styles are common to both stocks and funds. For stocks, the central column of the Style Box represents the "core" style. Few or no funds contain only stocks with extreme value-growth orientations, and both value and growth managers often hold core stocks for diversification or other reasons. Therefore, for funds, the central column represents the "blend" style (a mixture of growth and value stocks or mostly core stocks).

### Morningstar Investment Management Europe Ltd

Morningstar Managed Portfolios are offered by Morningstar Investment Management Europe Ltd, which is authorised and regulated by the UK Financial Conduct Authority to provide services to Professional clients and is the entity providing the discretionary management services.

The Morningstar name and logo are registered trademarks of Morningstar, Inc, the parent company of Morningstar Investment Management Europe Ltd. This document includes proprietary materials of Morningstar. Reproduction, transcription, or other use, by any means, in whole or in part, without the prior written consent of Morningstar is prohibited. The information, data, and analyses presented herein do not constitute investment advice; are provided as of the date written and are not warranted to be correct, complete or accurate. The statistics noted are derived from the holdings and statistics of the funds underlying this Morningstar Managed Portfolio. The data used to formulate the portfolio statistics is from information contained in Morningstar Inc's database on the underlying funds as of the month end date listed; therefore the information may not be reflective of the portfolio's current holdings and/or statistics.

Look-through charts are calculated by aggregating the underlying fund holdings. For data integrity purposes, any underlying holdings that have not been reported in the past 184 days are excluded from the look-through calculations. Therefore, actual exposures may differ from what is presented.

The allocations shown within this report are subject to change without notice. A Portfolio Rationale document will be issued to the adviser in any instance where a change has been made to the portfolio. Tax treatment depends on individual circumstances and subject to change. Morningstar Investment Management Europe Ltd does not provide tax advice and independent professional advice should be sought.

For more information about Morningstar Wealth please visit:  
<https://bit.ly/MSWEMEADisclaimers>.

# International GBP - Moderately Adventurous Growth

Factsheet 31/03/2026

## Investment Objective

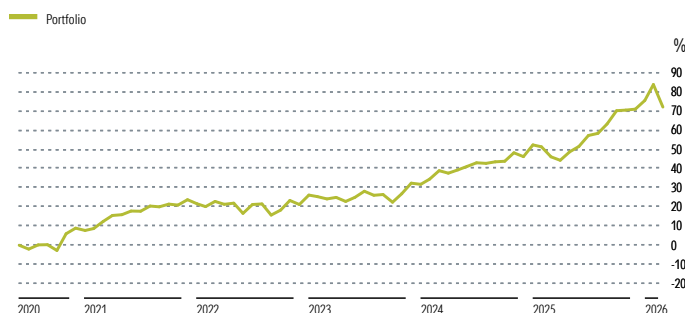
The Moderately Adventurous Growth Portfolio aims to provide capital growth over the long term. The portfolio is actively managed and primarily invests in equities and fixed income assets, with a bias to equities. The portfolio primarily invests in passive funds, but it will also have exposure to active funds if the managers believe value can be added. Positions in alternative asset classes may be included for diversification purposes. We set a maximum equity weighting of 90% for this risk profile.

## Portfolio Details

Minimum Investment	Platform dependent
Inception/Launch date	30/06/2020
Investment Manager	Morningstar Investment Management Europe Ltd
Annual Management Charge	0.25%

## Investment Growth

Time Period: 30/06/2020 to 31/03/2026




## Portfolio Returns

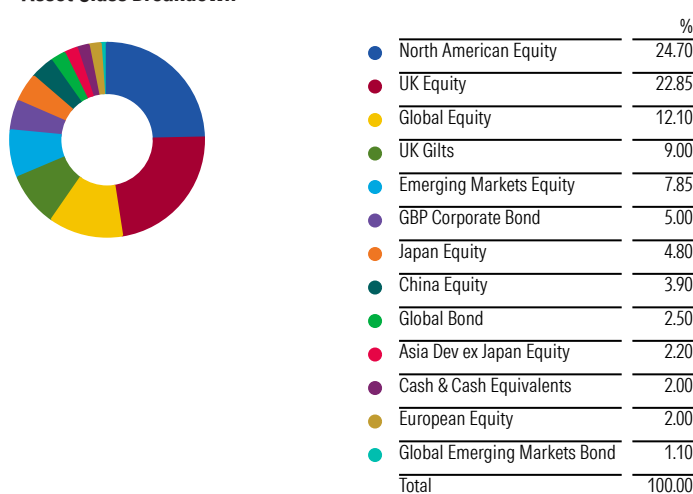
As Of Date: 31/03/2026

Trailing Returns %	1Month	3M	YTD	2025	2024	2023	Since Inception
Portfolio	-6.33	0.67	0.67	16.88	10.47	9.19	71.95
Year on Year Returns %	01/04/2025 - 31/03/2026	01/04/2024 - 31/03/2025	01/04/2023 - 31/03/2024	01/04/2022 - 31/03/2023	01/04/2021 - 31/03/2022		
Portfolio	17.81	5.17	11.83	1.09	9.24		

## Asset Allocation



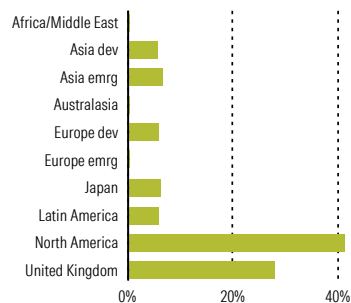
## Asset Class Breakdown



## Returns Disclosure

The returns shown may not be the same as the returns of an investor's actual account and this due to various factors including the investment date by the investor and differences across platforms. The returns are calculated through Morningstar Direct, are provided for illustrative purposes only and should not be viewed as the performance of an actual account. The trailing returns shown are cumulative and year-on-year returns show complete 12-month periods. All performance is shown net of the holdings' management fees and expenses based on the cheapest share class available; however does not include the 0.25% per annum charged by Morningstar Investment Management Europe Ltd, the advisor fees or the Platform fees, therefore the actual performance experienced will be lower once these charges have been taken into account.

## Equity Regional Exposure % (Look Through)



## Equity Sector Exposure % (Look Through)

Technology	16.25
Financial Services	15.99
Healthcare	14.06
Industrials	12.47
Consumer Defensive	10.63
Consumer Cyclical	8.11
Communication Services	7.50
Basic Materials	5.02
Energy	4.88
Utilities	3.51
Real Estate	1.58

## Morningstar Equity Style Box\* (Look Through)

Portfolio Date: 31/03/2026

Value	Blend	Growth	MarketCap	%
23.2	36.7	16.0	Market Cap Giant	44.28
5.0	6.2	3.5	Market Cap Large	31.57
3.9	3.4	2.2	Market Cap Mid	14.70
			Market Cap Small	6.56
			Market Cap Micro	2.89

\*(see page 2 for explanation)

# International GBP - Moderately Adventurous Growth

Factsheet 31/03/2026

## Top Ten Holdings

	Broad Asset Class	Morningstar Category	Portfolio Weighting %
Xtrackers S&P 500 Swap II ETF 1D USD	Equity	US Large-Cap Blend Equity	17.85
iShares UK Index (IE) D Acc GBP	Equity	UK Large-Cap Equity	16.45
iShares GiltTrak Idx (IE) D Acc GBP	Fixed Income	GBP Government Bond	9.00
Neuberger Berman US SCP Intrs ValGBPIAcc	Equity	US Small-Cap Equity	5.25
Vanguard UK Invn Grd Bd Idx Ins PI £ Acc	Fixed Income	GBP Corporate Bond	5.00
Vanguard Jpn Stk Idx Ins PI £ Acc	Equity	Japan Large-Cap Equity	4.80
Xtrackers MSCI World Health Care ETF 1C	Equity	Sector Equity Healthcare	4.55
Amundi IS MSCI Em Latin America ETF-C \$	Equity	Latin America Equity	4.40
Amundi Prime UK Mid & Small Cap IG GBP	Equity	UK Mid-Cap Equity	4.00
Pictet-China Index I GBP	Equity	China Equity	3.90

A fund may not be available on all platforms and hence it is not always possible for us to replicate the model portfolios through all platforms. In this case, different funds will be used and weightings may also differ for portfolio construction reasons.

## Contact Us

If you have any queries, or require any further information, please contact your financial adviser.

Morningstar Investment Management Europe Ltd  
1 Oliver's Yard  
55-71 City Road  
London  
EC1Y 1HQ

Email: [International.Portfolios@morningstar.com](mailto:International.Portfolios@morningstar.com)  
Telephone: 020 3107 2930  
Website: <https://mp.morningstar.com>

## Risk Warnings

Unless stated otherwise, all data and information is presented at 31/03/2026. Past performance is not a guide to future returns. The value of investments may go down as well as up and investors may not get back the amount invested. The portfolio shown has similar investment objectives and strategies as the portfolio recommended to individual clients by their financial adviser; however, may not contain the same securities that are currently underlying the portfolio provided to individual clients. Specific securities mentioned should not be viewed as a recommendation to buy or sell such securities. Due to platform requirements, cash allocations may differ per platform.

There is no guarantee that a diversified portfolio will enhance overall returns or will outperform a non-diversified portfolio. Neither diversification nor asset allocation ensure a profit or guarantee against loss. It is the responsibility of the adviser to assess the suitability of an investor and select the correct model, appropriate to the investor's objectives and needs. Morningstar Managed Portfolios are not suitable for clients who cannot bear any capital loss. It is important to note that investments in mutual funds involve risk, including as a result of market and general economic conditions, and will not always be profitable.

## Morningstar Equity Style Box\*

The Morningstar Style Box is a nine-square grid that illustrates the investment style of a security. Size (large, mid, or small) is displayed along the vertical axis and style is displayed along the horizontal axis. The "value" and "growth" investment styles are common to both stocks and funds. For stocks, the central column of the Style Box represents the "core" style. Few or no funds contain only stocks with extreme value-growth orientations, and both value and growth managers often hold core stocks for diversification or other reasons. Therefore, for funds, the central column represents the "blend" style (a mixture of growth and value stocks or mostly core stocks).

## Morningstar Investment Management Europe Ltd

Morningstar Managed Portfolios are offered by Morningstar Investment Management Europe Ltd, which is authorised and regulated by the UK Financial Conduct Authority to provide services to Professional clients and is the entity providing the discretionary management services.

The Morningstar name and logo are registered trademarks of Morningstar, Inc, the parent company of Morningstar Investment Management Europe Ltd. This document includes proprietary materials of Morningstar. Reproduction, transcription, or other use, by any means, in whole or in part, without the prior written consent of Morningstar is prohibited. The information, data, and analyses presented herein do not constitute investment advice; are provided as of the date written and are not warranted to be correct, complete or accurate. The statistics noted are derived from the holdings and statistics of the funds underlying this Morningstar Managed Portfolio. The data used to formulate the portfolio statistics is from information contained in Morningstar Inc's database on the underlying funds as of the month end date listed; therefore the information may not be reflective of the portfolio's current holdings and/or statistics.

Look-through charts are calculated by aggregating the underlying fund holdings. For data integrity purposes, any underlying holdings that have not been reported in the past 184 days are excluded from the look-through calculations. Therefore, actual exposures may differ from what is presented.

The allocations shown within this report are subject to change without notice. A Portfolio Rationale document will be issued to the adviser in any instance where a change has been made to the portfolio. Tax treatment depends on individual circumstances and subject to change. Morningstar Investment Management Europe Ltd does not provide tax advice and independent professional advice should be sought.

For more information about Morningstar Wealth please visit:  
<https://bit.ly/MSWEMEDisclaimers>.

# International GBP - Adventurous Growth

Factsheet 31/03/2026

## Investment Objective

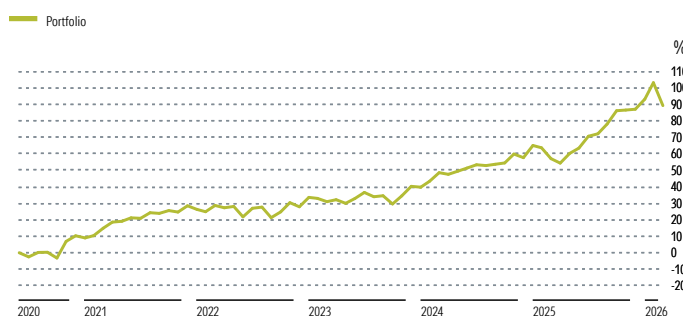
The Adventurous Growth Portfolio aims to provide capital growth over the long term. The portfolio is actively managed and invests predominantly in equities to a maximum of 100%. The portfolio primarily invests in passive funds, but it will also have exposure to active funds if the managers believe value can be added. Positions in fixed income, property and alternative asset classes may also be included.

## Portfolio Details

Minimum Investment	Platform dependent
Inception/Launch date	30/06/2020
Investment Manager	Morningstar Investment Management Europe Ltd
Annual Management Charge	0.25%

## Investment Growth

Time Period: 30/06/2020 to 31/03/2026



## Portfolio Returns


As Of Date: 31/03/2026

Trailing Returns %	1Month	3M	YTD	2025	2024	2023	Since Inception
Portfolio	-6.87	1.13	1.13	18.66	12.40	9.67	89.26

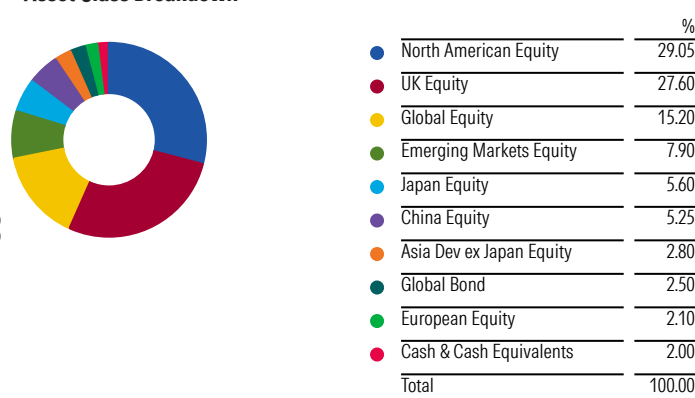
  

Year on Year Returns %	01/04/2025 - 31/03/2026	01/04/2024 - 31/03/2025	01/04/2023 - 31/03/2024	01/04/2022 - 31/03/2023	01/04/2021 - 31/03/2022
Portfolio	20.43	5.77	13.44	1.79	11.99

## Asset Allocation



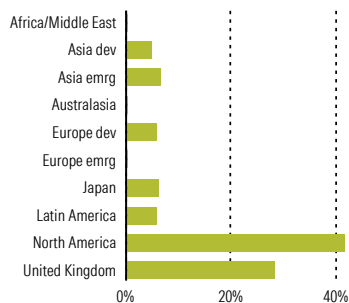
## Asset Class Breakdown



## Returns Disclosure

The returns shown may not be the same as the returns of an investor's actual account and this due to various factors including the investment date by the investor and differences across platforms. The returns are calculated through Morningstar Direct, are provided for illustrative purposes only and should not be viewed as the performance of an actual account. The trailing returns shown are cumulative and year-on-year returns show complete 12-month periods. All performance is shown net of the holdings' management fees and expenses based on the cheapest share class available; however does not include the 0.25% per annum charged by Morningstar Investment Management Europe Ltd, the advisor fees or the Platform fees, therefore the actual performance experienced will be lower once these charges have been taken into account.

## Equity Regional Exposure % (Look Through)



## Equity Sector Exposure % (Look Through)

Financial Services	15.82
Technology	15.71
Healthcare	14.32
Industrials	12.41
Consumer Defensive	11.04
Consumer Cyclical	8.13
Communication Services	7.63
Basic Materials	4.98
Energy	4.85
Utilities	3.51
Real Estate	1.60

## Morningstar Equity Style Box\* (Look Through)

Portfolio Date: 31/03/2026

Value	Blend	Growth	MarketCap	%
23.2	36.4	15.4	Market Cap	43.56
5.2	6.2	3.5	Market Cap Large	31.42
4.1	3.7	2.3	Market Cap Mid	14.92
			Market Cap Small	6.97
			Market Cap Micro	3.14

\*(see page 2 for explanation)

# International GBP - Adventurous Growth

Factsheet 31/03/2026

## Top Ten Holdings

	Broad Asset Class	Morningstar Category	Portfolio Weighting %
iShares UK Index (IE) D Acc GBP	Equity	UK Large-Cap Equity	18.85
Xtrackers S&P 500 Swap II ETF 1D USD	Equity	US Large-Cap Blend Equity	18.70
Neuberger Berman US SCp Intrs ValGBPIAcc	Equity	US Small-Cap Equity	6.45
Xtrackers MSCI World Health Care ETF 1C	Equity	Sector Equity Healthcare	5.75
Vanguard Jpn Stk Idx Ins Pl £ Acc	Equity	Japan Large-Cap Equity	5.60
Amundi IS MSCI Em Latin America ETF-C \$	Equity	Latin America Equity	5.40
Pictet-China Index I GBP	Equity	China Equity	5.25
Amundi Prime UK Mid & Small Cap IG GBP	Equity	UK Mid-Cap Equity	4.75
Guinness Global Equity Income Y GBP Acc	Equity	Global Equity Income	4.00
Fidelity UK Special Situations I-Acc-GBP	Equity	UK Flex-Cap Equity	4.00

A fund may not be available on all platforms and hence it is not always possible for us to replicate the model portfolios through all platforms. In this case, different funds will be used and weightings may also differ for portfolio construction reasons.

## Contact Us

If you have any queries, or require any further information, please contact your financial adviser.

Morningstar Investment Management Europe Ltd  
1 Oliver's Yard  
55-71 City Road  
London  
EC1Y 1HQ

Email: [International.Portfolios@morningstar.com](mailto:International.Portfolios@morningstar.com)  
Telephone: 020 3107 2930  
Website: <https://mp.morningstar.com>

## Risk Warnings

Unless stated otherwise, all data and information is presented at 31/03/2026. Past performance is not a guide to future returns. The value of investments may go down as well as up and investors may not get back the amount invested. The portfolio shown has similar investment objectives and strategies as the portfolio recommended to individual clients by their financial adviser; however, may not contain the same securities that are currently underlying the portfolio provided to individual clients. Specific securities mentioned should not be viewed as a recommendation to buy or sell such securities. Due to platform requirements, cash allocations may differ per platform.

There is no guarantee that a diversified portfolio will enhance overall returns or will outperform a non-diversified portfolio. Neither diversification nor asset allocation ensure a profit or guarantee against loss. It is the responsibility of the adviser to assess the suitability of an investor and select the correct model, appropriate to the investor's objectives and needs. Morningstar Managed Portfolios are not suitable for clients who cannot bear any capital loss. It is important to note that investments in mutual funds involve risk, including as a result of market and general economic conditions, and will not always be profitable.

## Morningstar Equity Style Box\*

The Morningstar Style Box is a nine-square grid that illustrates the investment style of a security. Size (large, mid, or small) is displayed along the vertical axis and style is displayed along the horizontal axis. The "value" and "growth" investment styles are common to both stocks and funds. For stocks, the central column of the Style Box represents the "core" style. Few or no funds contain only stocks with extreme value-growth orientations, and both value and growth managers often hold core stocks for diversification or other reasons. Therefore, for funds, the central column represents the "blend" style (a mixture of growth and value stocks or mostly core stocks).

## Morningstar Investment Management Europe Ltd

Morningstar Managed Portfolios are offered by Morningstar Investment Management Europe Ltd, which is authorised and regulated by the UK Financial Conduct Authority to provide services to Professional clients and is the entity providing the discretionary management services.

The Morningstar name and logo are registered trademarks of Morningstar, Inc, the parent company of Morningstar Investment Management Europe Ltd. This document includes proprietary materials of Morningstar. Reproduction, transcription, or other use, by any means, in whole or in part, without the prior written consent of Morningstar is prohibited. The information, data, and analyses presented herein do not constitute investment advice; are provided as of the date written and are not warranted to be correct, complete or accurate. The statistics noted are derived from the holdings and statistics of the funds underlying this Morningstar Managed Portfolio. The data used to formulate the portfolio statistics is from information contained in Morningstar Inc's database on the underlying funds as of the month end date listed; therefore the information may not be reflective of the portfolio's current holdings and/or statistics.

Look-through charts are calculated by aggregating the underlying fund holdings. For data integrity purposes, any underlying holdings that have not been reported in the past 184 days are excluded from the look-through calculations. Therefore, actual exposures may differ from what is presented.

The allocations shown within this report are subject to change without notice. A Portfolio Rationale document will be issued to the adviser in any instance where a change has been made to the portfolio. Tax treatment depends on individual circumstances and subject to change. Morningstar Investment Management Europe Ltd does not provide tax advice and independent professional advice should be sought.

For more information about Morningstar Wealth please visit:  
<https://bit.ly/MSWEMEDisclaimers>.

