

Morningstar MPS – Governed Range

Monthly Factsheets

For Professional Clients only

Morningstar Investment Management Europe
Ltd 1 Oliver's Yard,
55-71 City Road,
London
EC1Y 1HQ
Tel: +44 (0) 20 3107 2930
Fax: +44 (0) 20 3107 0001
Web: <https://mp.morningstar.com>
Email: UKManagedPortfolios@morningstar.com

Governed Portfolio - Cautious Growth

Factsheet 30/09/2025

Investment Objective

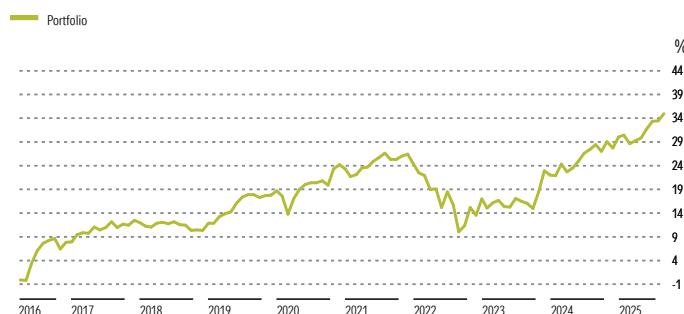
The Portfolio aims to provide some capital growth whilst focusing on capital preservation over the short to medium term. The portfolio is managed with the aim of remaining within a fee cap (comprising the ongoing charge figure of the underlying funds and the portfolio-management fee) of 50 basis points. The portfolio is actively managed and primarily invests in equities and fixed-income assets, with a notable bias towards more-defensive assets. The portfolio primarily invests in passive funds, but it will also have exposure to active funds if the managers believe value can be added within the portfolio's fee constraints. Positions in alternative asset classes may be included for diversification purposes. We set a maximum equity weighting of 30% for this risk profile.

Portfolio Details

Minimum Investment	Platform Dependent
Inception/Launch date	16 May 2016
Investment Manager	Morningstar Investment Management Europe Ltd
Annual Management Charge	0.15%

Investment Growth

Time Period: 16/05/2016 to 30/09/2025

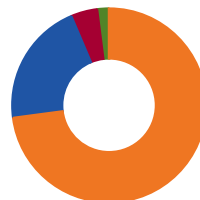


Portfolio Returns

As Of Date: 30/09/2025

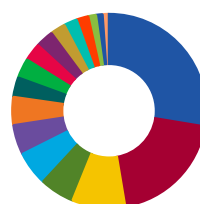
Trailing Returns %	1Month	3M	YTD	2024	2023	2022	Since Inception
Portfolio	1.09	2.40	5.62	3.93	8.19	-10.17	34.86
Year on Year Returns %	01/10/2024 - 30/09/2025	01/10/2023 - 30/09/2024	01/10/2022 - 30/09/2023	01/10/2021 - 30/09/2022	01/10/2020 - 30/09/2021		
Portfolio	5.04	10.61	5.47	-12.17	3.74		

Asset Allocation



	%
Fixed Income	72.90
Equity	20.70
Alternatives	4.40
Cash & Cash Equivalents	2.00
Total	100.00

Asset Class Breakdown

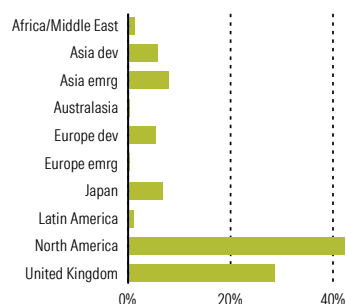


	%
GBP Corporate Bond	27.65
UK Gilts	19.75
Other Bond	8.75
UK Equity	5.80
North American Equity	5.70
Global Emerging Markets Bond	5.00
Global Equity	4.65
Emerging Markets Equity	3.25
UK Inflation-Linked Bond	3.25
Global Bond	3.00
Global Corporate Bond	3.00
Global Inflation-Linked Bond	2.50
Macro Trading	2.20
Cash & Cash Equivalents	2.00
Japan Equity	1.30
Market Neutral	1.10
Systematic Trend	1.10
Total	100.00

Returns Disclosure

The trailing returns shown are cumulative and year-on-year returns show complete 12-month periods. All performance is shown net of the holdings' management fees, however do not include the fees charged by Morningstar Investment Management Europe Ltd, or Aviva or the financial adviser. The actual performance experienced will therefore be lower once these charges have been taken into account. The returns are calculated through Morningstar Direct, are provided for illustrative purposes only and should not be viewed as the performance of an actual account. Past performance is not a guide to future returns.

Equity Regional Exposure % (Look Through)



Equity Sector Exposure % (Look Through)

Financial Services	18.10
Technology	18.01
Healthcare	14.03
Industrials	12.01
Consumer Defensive	10.43
Consumer Cyclical	9.21
Communication Services	6.12
Energy	4.19
Basic Materials	3.76
Utilities	2.51
Real Estate	1.61

Morningstar Equity Style Box* (Look Through)

Portfolio Date: 30/09/2025

Value	Blend	Growth	MarketCap	%
26.0	31.9	16.6	Market Cap Giant	41.06
5.1	7.1	4.6	Market Cap Large	33.41
3.2	3.6	1.9	Market Cap Mid	16.85
			Market Cap Small	6.41
			Market Cap Micro	2.27

*(see page 2 for explanation)

Governed Portfolio - Cautious Growth

Factsheet 30/09/2025

Top Ten Holdings

	Broad Asset Class	Morningstar Category	Portfolio Weighting %
Vanguard UK Govt Bd Idx Ins Pl £ Acc	Fixed Income	GBP Government Bond	19.75
BlackRock Corporate Bond 1-10 Year D Acc	Fixed Income	GBP Corporate Bond	16.80
Vanguard U.S. Govt Bd Idx Ins Pl £ H Acc	Fixed Income	Other Bond	8.75
Royal London Corporate Bond Z Inc	Fixed Income	GBP Corporate Bond	6.50
Fidelity Index UK P Acc	Equity	UK Large-Cap Equity	5.80
Barings EM Local Debt C GBP UnH Acc	Fixed Income	Global Emerging Markets Bond - Local Currency	5.00
Fidelity Short Dated Crprate Bd W Acc	Fixed Income	GBP Corporate Bond - Short Term	4.35
HSBC American Index C Acc	Equity	US Large-Cap Blend Equity	4.25
iShares Up to 10YrsIdxLnkdGltIdx(UK)DAcc	Fixed Income	GBP Inflation-Linked Bond	3.25
Vanguard Em Mkts Stk Idx Ins Pl £ Acc	Equity	Global Emerging Markets Equity	3.25

A fund may not be available on all platforms and hence it is not always possible for us to replicate the model portfolios through all platforms. In this case, different funds will be used and weightings may also differ for portfolio construction reasons.

Risk Warnings

Unless stated otherwise, all data and information is presented at 30/09/2025. Past performance is not a guide to future returns. The value of investments may go down as well as up and investors may not get back the amount invested. The portfolio shown has similar investment objectives and strategies as the portfolio recommended to individual clients by their financial adviser; however, may not contain the same securities that are currently underlying the portfolio provided to individual clients. Specific securities mentioned should not be viewed as a recommendation to buy or sell such securities. Due to platform requirements, cash allocations may differ per platform.

There is no guarantee that a diversified portfolio will enhance overall returns or will outperform a non-diversified portfolio. Neither diversification nor asset allocation ensure a profit or guarantee against loss. It is the responsibility of the adviser to assess the suitability of an investor and select the correct model, appropriate to the investor's objectives and needs. Morningstar Managed Portfolios are not suitable for clients who cannot bear any capital loss. It is important to note that investments in mutual funds involve risk, including as a result of market and general economic conditions, and will not always be profitable.

Morningstar Equity Style Box*

The Morningstar Style Box is a nine-square grid that illustrates the investment style of a security. Size (large, mid, or small) is displayed along the vertical axis and style is displayed along the horizontal axis. The "value" and "growth" investment styles are common to both stocks and funds. For stocks, the central column of the Style Box represents the "core" style. Few or no funds contain only stocks with extreme value-growth orientations, and both value and growth managers often hold core stocks for diversification or other reasons. Therefore, for funds, the central column represents the "blend" style (a mixture of growth and value stocks or mostly core stocks).

Contact Us

If you have any queries, or require any further information, please contact your financial adviser.

Morningstar Investment Management Europe Ltd
1 Oliver's Yard
55-71 City Road
London
EC1Y 1HQ

Email: UKmanagedportfolios@morningstar.com
Telephone: 020 3107 2930
Website: <https://mp.morningstar.com>

Morningstar Investment Management Europe Ltd

The Governed Portfolios are available to Aviva Life Services UK Ltd however managed by Morningstar Investment Management Europe Ltd on a discretionary basis. Morningstar Investment Management Europe Ltd is authorised and regulated by the UK Financial Conduct Authority to provide services to Professional clients and is the entity providing the discretionary management services. The Governed Portfolios are intended for citizens or legal residents of the United Kingdom.

The Morningstar name and logo are registered trademarks of Morningstar, Inc, the parent company of Morningstar Investment Management Europe Ltd. This document includes proprietary materials of Morningstar. Reproduction, transcription, or other use, by any means, in whole or in part, without the prior written consent of Morningstar is prohibited. The information, data, and analyses presented herein do not constitute investment advice; are provided as of the date written and are not warranted to be correct, complete or accurate. The statistics noted are derived from the holdings and statistics of the funds underlying this Governed Portfolio. The data used to formulate the portfolio statistics is from information contained in Morningstar Inc's database on the underlying funds as of the month end date listed; therefore the information may not be reflective of the portfolio's current holdings and/or statistics.

The allocations shown within this report are subject to change without notice. A Portfolio Rationale document will be issued to the adviser in any instance where a change has been made to the portfolio.

For more information about Morningstar Wealth please click here or visit:
<https://bit.ly/MSWEMEADisclaimers>.

Governed Portfolio - Moderately Cautious Growth

Factsheet 30/09/2025

Investment Objective

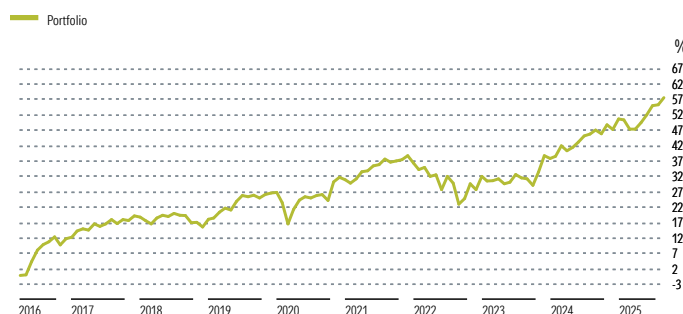
The Portfolio aims to provide a balance between capital growth and capital preservation over the medium term. The portfolio is managed with the aim of remaining within a fee cap (comprising the ongoing charge figure of the underlying funds and the annual management charge) of 50 basis points. The portfolio is actively managed and primarily invests in equities and fixed income assets, with a balance between equities and defensive assets. The portfolio primarily invests in passive funds, but it will also have exposure to active funds if the managers believe value can be added within the portfolio's fee constraints. Positions in alternative asset classes may be included for diversification purposes. We set a maximum equity weighting of 50% for this risk profile.

Portfolio Details

Minimum Investment	Platform Dependent
Inception/Launch date	16 May 2016
Investment Manager	Morningstar Investment Management Europe Ltd
Annual Management Charge	0.15%

Investment Growth

Time Period: 16/05/2016 to 30/09/2025



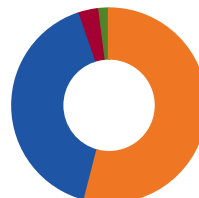
Portfolio Returns

As Of Date: 30/09/2025

Trailing Returns %	1Month	3M	YTD	2024	2023	2022	Since Inception
Portfolio	1.45	3.68	7.02	6.10	8.59	-7.95	57.59

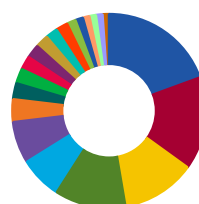
Year on Year Returns %	01/10/2024 - 30/09/2025	01/10/2023 - 30/09/2024	01/10/2022 - 30/09/2023	01/10/2021 - 30/09/2022	01/10/2020 - 30/09/2021
Portfolio	7.17	12.02	6.62	-9.92	8.29

Asset Allocation



	%
Fixed Income	54.00
Equity	40.70
Alternatives	3.30
Cash & Cash Equivalents	2.00
Total	100.00

Asset Class Breakdown

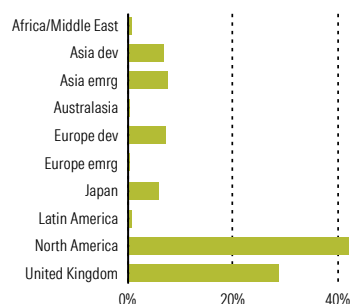


	%
GBP Corporate Bond	19.45
UK Gilts	15.55
North American Equity	12.35
UK Equity	11.75
Global Equity	7.05
Other Bond	7.00
Global Emerging Markets Bond	3.75
Emerging Markets Equity	2.70
Global Corporate Bond	2.50
Japan Equity	2.25
UK Inflation-Linked Bond	2.25
Asia Dev ex Japan Equity	2.20
Cash & Cash Equivalents	2.00
Global Inflation-Linked Bond	2.00
Global Bond	1.50
China Equity	1.30
European Equity	1.10
Macro Trading	1.10
Market Neutral	1.10
Systematic Trend	1.10
Total	100.00

Returns Disclosure

The trailing returns shown are cumulative and year-on-year returns show complete 12-month periods. All performance is shown net of the holdings' management fees, however do not include the fees charged by Morningstar Investment Management Europe Ltd, or Aviva or the financial adviser. The actual performance experienced will therefore be lower once these charges have been taken into account. The returns are calculated through Morningstar Direct, are provided for illustrative purposes only and should not be viewed as the performance of an actual account. Past performance is not a guide to future returns.

Equity Regional Exposure % (Look Through)



Equity Sector Exposure % (Look Through)

Technology	17.81
Financial Services	17.29
Industrials	13.15
Healthcare	12.37
Consumer Cyclical	10.47
Consumer Defensive	10.02
Communication Services	6.82
Energy	3.82
Basic Materials	3.67
Utilities	2.34
Real Estate	2.24

Morningstar Equity Style Box* (Look Through)

Portfolio Date: 30/09/2025

Value	Blend	Growth	MarketCap	%
24.8	29.9	15.9	Market Cap Giant	38.88
6.2	7.4	4.5	Market Cap Large	31.77
4.1	4.7	2.4	Market Cap Mid	18.15
			Market Cap Small	8.76
			Market Cap Micro	2.44

*(see page 2 for explanation)

Governed Portfolio - Moderately Cautious Growth

Factsheet 30/09/2025

Top Ten Holdings

	Broad Asset Class	Morningstar Category	Portfolio Weighting %
Vanguard UK Govt Bd Idx Ins Pl £ Acc	Fixed Income	GBP Government Bond	15.55
BlackRock Corporate Bond 1-10 Year D Acc	Fixed Income	GBP Corporate Bond	11.45
Fidelity Index UK P Acc	Equity	UK Large-Cap Equity	9.45
HSBC American Index C Acc	Equity	US Large-Cap Blend Equity	8.50
Vanguard U.S. Govt Bd Idx Ins Pl £ H Acc	Fixed Income	Other Bond	7.00
Royal London Corporate Bond Z Inc	Fixed Income	GBP Corporate Bond	5.00
Barings EM Local Debt C GBP UnH Acc	Fixed Income	Global Emerging Markets Bond - Local Currency	3.75
Fidelity Short Dated Crprate Bd W Acc	Fixed Income	GBP Corporate Bond - Short Term	3.00
Dimensional US Sm Company GBP Acc	Equity	US Small-Cap Equity	2.75
Vanguard Em Mkts Stk Idx Ins Pl £ Acc	Equity	Global Emerging Markets Equity	2.70

A fund may not be available on all platforms and hence it is not always possible for us to replicate the model portfolios through all platforms. In this case, different funds will be used and weightings may also differ for portfolio construction reasons.

Risk Warnings

Unless stated otherwise, all data and information is presented at 30/09/2025. Past performance is not a guide to future returns. The value of investments may go down as well as up and investors may not get back the amount invested. The portfolio shown has similar investment objectives and strategies as the portfolio recommended to individual clients by their financial adviser; however, may not contain the same securities that are currently underlying the portfolio provided to individual clients. Specific securities mentioned should not be viewed as a recommendation to buy or sell such securities. Due to platform requirements, cash allocations may differ per platform.

There is no guarantee that a diversified portfolio will enhance overall returns or will outperform a non-diversified portfolio. Neither diversification nor asset allocation ensure a profit or guarantee against loss. It is the responsibility of the adviser to assess the suitability of an investor and select the correct model, appropriate to the investor's objectives and needs. Morningstar Managed Portfolios are not suitable for clients who cannot bear any capital loss. It is important to note that investments in mutual funds involve risk, including as a result of market and general economic conditions, and will not always be profitable.

Morningstar Equity Style Box*

The Morningstar Style Box is a nine-square grid that illustrates the investment style of a security. Size (large, mid, or small) is displayed along the vertical axis and style is displayed along the horizontal axis. The "value" and "growth" investment styles are common to both stocks and funds. For stocks, the central column of the Style Box represents the "core" style. Few or no funds contain only stocks with extreme value-growth orientations, and both value and growth managers often hold core stocks for diversification or other reasons. Therefore, for funds, the central column represents the "blend" style (a mixture of growth and value stocks or mostly core stocks).

Contact Us

If you have any queries, or require any further information, please contact your financial adviser.

Morningstar Investment Management Europe Ltd
1 Oliver's Yard
55-71 City Road
London
EC1Y 1HQ

Email: UKmanagedportfolios@morningstar.com
Telephone: 020 3107 2930
Website: <https://mp.morningstar.com>

Morningstar Investment Management Europe Ltd

The Governed Portfolios are available to Aviva Life Services UK Ltd however managed by Morningstar Investment Management Europe Ltd on a discretionary basis. Morningstar Investment Management Europe Ltd is authorised and regulated by the UK Financial Conduct Authority to provide services to Professional clients and is the entity providing the discretionary management services. The Governed Portfolios are intended for citizens or legal residents of the United Kingdom.

The Morningstar name and logo are registered trademarks of Morningstar, Inc, the parent company of Morningstar Investment Management Europe Ltd. This document includes proprietary materials of Morningstar. Reproduction, transcription, or other use, by any means, in whole or in part, without the prior written consent of Morningstar is prohibited. The information, data, and analyses presented herein do not constitute investment advice; are provided as of the date written and are not warranted to be correct, complete or accurate. The statistics noted are derived from the holdings and statistics of the funds underlying this Governed Portfolio. The data used to formulate the portfolio statistics is from information contained in Morningstar Inc's database on the underlying funds as of the month end date listed; therefore the information may not be reflective of the portfolio's current holdings and/or statistics.

The allocations shown within this report are subject to change without notice. A Portfolio Rationale document will be issued to the adviser in any instance where a change has been made to the portfolio.

For more information about Morningstar Wealth please click here or visit:
<https://bit.ly/MSWEMEADisclaimers>.

Governed Portfolio - Moderate Growth

Factsheet 30/09/2025

Investment Objective

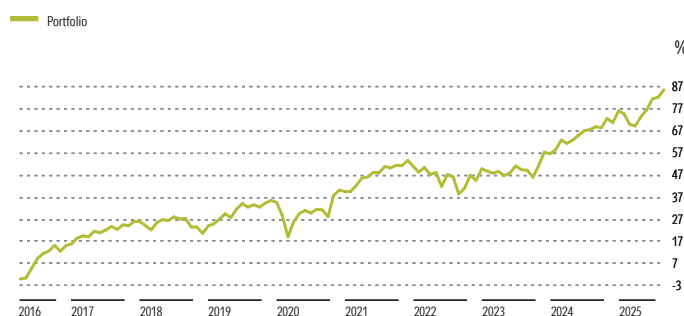
The Portfolio aims to provide capital growth and some capital preservation over the medium to long term. The portfolio is managed with the aim of remaining within a fee cap (comprising the ongoing charge figure of the underlying funds and the annual management charge) of 50 basis points. The portfolio is actively managed and primarily invests in equities and fixed income assets, with a moderate bias to equities. The portfolio primarily invests in passive funds, but it will also have exposure to active funds if the managers believe value can be added within the portfolio's fee constraints. Positions in alternative asset classes may be included for diversification purposes. We set a maximum equity weighting of 70% for this risk profile.

Portfolio Details

Minimum Investment	Platform Dependent
Inception/Launch date	16 May 2016
Investment Manager	Morningstar Investment Management Europe Ltd
Annual Management Charge	0.15%

Investment Growth

Time Period: 16/05/2016 to 30/09/2025

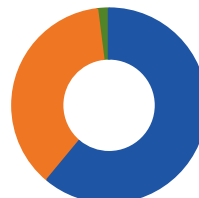


Portfolio Returns

As Of Date: 30/09/2025

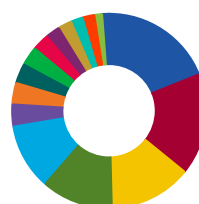
Trailing Returns %	1Month	3M	YTD	2024	2023	2022	Since Inception
Portfolio	1.79	5.11	8.67	8.49	8.79	-5.83	85.46
Year on Year Returns %	01/10/2024 - 30/09/2025	01/10/2023 - 30/09/2024	01/10/2022 - 30/09/2023	01/10/2021 - 30/09/2022	01/10/2020 - 30/09/2021		
Portfolio	9.88	13.13	7.77	-7.81	14.40		

Asset Allocation



	%
Equity	61.00
Fixed Income	37.00
Cash & Cash Equivalents	2.00
Total	100.00

Asset Class Breakdown

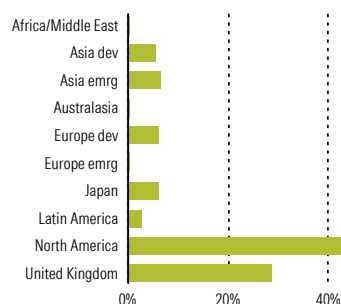


	%
North American Equity	19.00
UK Equity	17.00
GBP Corporate Bond	13.75
UK Gilts	11.75
Global Equity	11.00
Emerging Markets Equity	3.65
Japan Equity	3.60
Other Bond	3.25
Asia Dev ex Japan Equity	3.15
Global Emerging Markets Bond	2.75
China Equity	2.40
Global Bond	2.25
Cash & Cash Equivalents	2.00
UK Inflation-Linked Bond	2.00
Global Inflation-Linked Bond	1.25
European Equity	1.20
Total	100.00

Returns Disclosure

The trailing returns shown are cumulative and year-on-year returns show complete 12-month periods. All performance is shown net of the holdings' management fees, however do not include the fees charged by Morningstar Investment Management Europe Ltd, or Aviva or the financial adviser. The actual performance experienced will therefore be lower once these charges have been taken into account. The returns are calculated through Morningstar Direct, are provided for illustrative purposes only and should not be viewed as the performance of an actual account. Past performance is not a guide to future returns.

Equity Regional Exposure % (Look Through)



Equity Sector Exposure % (Look Through)

Technology	16.92
Financial Services	16.31
Industrials	13.45
Healthcare	12.59
Consumer Cyclical	10.41
Consumer Defensive	9.46
Communication Services	6.63
Energy	4.20
Utilities	4.11
Basic Materials	3.58
Real Estate	2.33

Morningstar Equity Style Box* (Look Through)

Portfolio Date: 30/09/2025

Value	Blend	Growth	MarketCap	%
24.8	29.6	15.7	Market Cap Giant	38.67
5.9	7.8	4.7	Market Cap Large	31.40
4.1	4.9	2.5	Market Cap Mid	18.48
			Market Cap Small	9.12
			Market Cap Micro	2.32

*(see page 2 for explanation)

Governed Portfolio - Moderate Growth

Factsheet 30/09/2025



Top Ten Holdings

	Broad Asset Class	Morningstar Category	Portfolio Weighting %
HSBC American Index C Acc	Equity	US Large-Cap Blend Equity	12.95
Vanguard UK Govt Bd Idx Ins Pl £ Acc	Fixed Income	GBP Government Bond	11.75
Fidelity Index UK P Acc	Equity	UK Large-Cap Equity	8.30
BlackRock Corporate Bond 1-10 Year D Acc	Fixed Income	GBP Corporate Bond	6.50
Vanguard FTSE UK All Shrd Idx Unit Tr Ins Pl £ Acc	Equity	UK Large-Cap Equity	5.00
Royal London Corporate Bond Z Inc	Fixed Income	GBP Corporate Bond	4.75
Dimensional US Sm Company GBP Acc	Equity	US Small-Cap Equity	3.85
L&G UK Mid Cap Index C Acc	Equity	UK Mid-Cap Equity	3.70
iShares Japan Equity Index (UK) H Acc	Equity	Japan Large-Cap Equity	3.60
Vanguard U.S. Govt Bd Idx Ins Pl £ H Acc	Fixed Income	Other Bond	3.25

A fund may not be available on all platforms and hence it is not always possible for us to replicate the model portfolios through all platforms. In this case, different funds will be used and weightings may also differ for portfolio construction reasons.

Contact Us

If you have any queries, or require any further information, please contact your financial adviser.

Morningstar Investment Management Europe Ltd
1 Oliver's Yard
55-71 City Road
London
EC1Y 1HQ

Email: UKmanagedportfolios@morningstar.com
Telephone: 020 3107 2930
Website: <https://mp.morningstar.com>

Risk Warnings

Unless stated otherwise, all data and information is presented at 30/09/2025. Past performance is not a guide to future returns. The value of investments may go down as well as up and investors may not get back the amount invested. The portfolio shown has similar investment objectives and strategies as the portfolio recommended to individual clients by their financial adviser; however, may not contain the same securities that are currently underlying the portfolio provided to individual clients. Specific securities mentioned should not be viewed as a recommendation to buy or sell such securities. Due to platform requirements, cash allocations may differ per platform.

There is no guarantee that a diversified portfolio will enhance overall returns or will outperform a non-diversified portfolio. Neither diversification nor asset allocation ensure a profit or guarantee against loss. It is the responsibility of the adviser to assess the suitability of an investor and select the correct model, appropriate to the investor's objectives and needs. Morningstar Managed Portfolios are not suitable for clients who cannot bear any capital loss. It is important to note that investments in mutual funds involve risk, including as a result of market and general economic conditions, and will not always be profitable.

Morningstar Equity Style Box*

The Morningstar Style Box is a nine-square grid that illustrates the investment style of a security. Size (large, mid, or small) is displayed along the vertical axis and style is displayed along the horizontal axis. The "value" and "growth" investment styles are common to both stocks and funds. For stocks, the central column of the Style Box represents the "core" style. Few or no funds contain only stocks with extreme value-growth orientations, and both value and growth managers often hold core stocks for diversification or other reasons. Therefore, for funds, the central column represents the "blend" style (a mixture of growth and value stocks or mostly core stocks).

Morningstar Investment Management Europe Ltd

The Governed Portfolios are available to Aviva Life Services UK Ltd however managed by Morningstar Investment Management Europe Ltd on a discretionary basis. Morningstar Investment Management Europe Ltd is authorised and regulated by the UK Financial Conduct Authority to provide services to Professional clients and is the entity providing the discretionary management services. The Governed Portfolios are intended for citizens or legal residents of the United Kingdom.

The Morningstar name and logo are registered trademarks of Morningstar, Inc, the parent company of Morningstar Investment Management Europe Ltd. This document includes proprietary materials of Morningstar. Reproduction, transcription, or other use, by any means, in whole or in part, without the prior written consent of Morningstar is prohibited. The information, data, and analyses presented herein do not constitute investment advice; are provided as of the date written and are not warranted to be correct, complete or accurate. The statistics noted are derived from the holdings and statistics of the funds underlying this Governed Portfolio. The data used to formulate the portfolio statistics is from information contained in Morningstar Inc's database on the underlying funds as of the month end date listed; therefore the information may not be reflective of the portfolio's current holdings and/or statistics.

The allocations shown within this report are subject to change without notice. A Portfolio Rationale document will be issued to the adviser in any instance where a change has been made to the portfolio.

For more information about Morningstar Wealth please click here or visit:
<https://bit.ly/MSWEMEADisclaimers>.

Governed Portfolio - Moderately Adventurous Growth

Factsheet 30/09/2025

Investment Objective

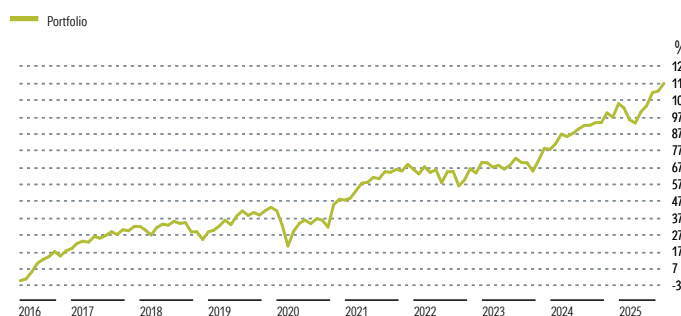
The Portfolio aims to provide capital growth over the long term. The portfolio is managed with the aim of remaining within a fee cap (comprising the ongoing charge figure of the underlying funds as well as the annual management charge) of 50 basis points. The portfolio is actively managed and primarily invests in equities and fixed income assets, with a bias to equities. The portfolio primarily invests in passive funds, but it will also have exposure to active funds if the managers believe value can be added within the portfolio's fee constraints. Positions in alternative asset classes may be included for diversification purposes. We set a maximum equity weighting of 90% for this risk profile.

Portfolio Details

Minimum Investment	Platform Dependent
Inception/Launch date	16 May 2016
Investment Manager	Morningstar Investment Management Europe Ltd
Annual Management Charge	0.15%

Investment Growth

Time Period: 16/05/2016 to 30/09/2025

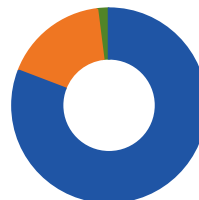


Portfolio Returns

As Of Date: 30/09/2025

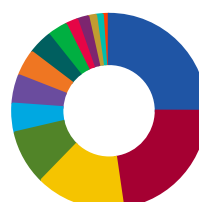
Trailing Returns %	1Month	3M	YTD	2024	2023	2022	Since Inception
Portfolio	2.10	6.49	10.14	10.43	8.87	-3.03	117.01
Year on Year Returns %	01/10/2024 - 30/09/2025	01/10/2023 - 30/09/2024	01/10/2022 - 30/09/2023	01/10/2021 - 30/09/2022	01/10/2020 - 30/09/2021		
Portfolio	12.05	14.00	8.75	-4.94	20.95		

Asset Allocation



	%
Equity	80.80
Fixed Income	17.20
Cash & Cash Equivalents	2.00
Total	100.00

Asset Class Breakdown

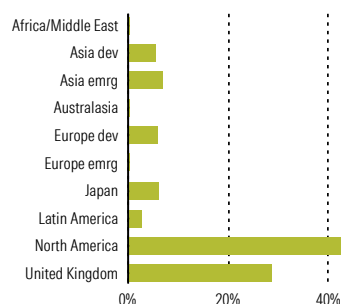


	%
North American Equity	25.10
UK Equity	22.70
Global Equity	14.55
UK Gilts	9.10
Japan Equity	4.80
Emerging Markets Equity	4.75
Asia Dev ex Japan Equity	4.35
GBP Corporate Bond	4.00
China Equity	3.30
Cash & Cash Equivalents	2.00
Other Bond	1.90
European Equity	1.25
Global Bond	1.10
Global Emerging Markets Bond	1.10
Total	100.00

Returns Disclosure

The trailing returns shown are cumulative and year-on-year returns show complete 12-month periods. All performance is shown net of the holdings' management fees, however do not include the fees charged by Morningstar Investment Management Europe Ltd, or Aviva or the financial adviser. The actual performance experienced will therefore be lower once these charges have been taken into account. The returns are calculated through Morningstar Direct, are provided for illustrative purposes only and should not be viewed as the performance of an actual account. Past performance is not a guide to future returns.

Equity Regional Exposure % (Look Through)



Equity Sector Exposure % (Look Through)

Technology	16.90
Financial Services	16.24
Industrials	13.39
Healthcare	12.62
Consumer Cyclical	10.34
Consumer Defensive	9.62
Communication Services	6.66
Energy	4.29
Utilities	4.08
Basic Materials	3.61
Real Estate	2.24

Morningstar Equity Style Box* (Look Through)

Portfolio Date: 30/09/2025

Value	Blend	Growth	MarketCap	%
25.2	29.9	15.9	Market Cap Giant	39.31
5.7	7.7	4.7	Market Cap Large	31.72
3.9	4.6	2.4	Market Cap Mid	18.16
			Market Cap Small	8.56
			Market Cap Micro	2.26

*(see page 2 for explanation)

Governed Portfolio - Moderately Adventurous Growth



Factsheet 30/09/2025

Top Ten Holdings

	Broad Asset Class	Morningstar Category	Portfolio Weighting %
HSBC American Index C Acc	Equity	US Large-Cap Blend Equity	13.20
Fidelity Index UK P Acc	Equity	UK Large-Cap Equity	11.50
Vanguard UK Govt Bd Idx Ins Pl E Acc	Fixed Income	GBP Government Bond	9.10
Vanguard FTSE UK All Shrd Unit Trns Pl E Acc	Equity	UK Large-Cap Equity	7.20
Dimensional US Sm Company GBP Acc	Equity	US Small-Cap Equity	4.95
iShares Japan Equity Index (UK) H Acc	Equity	Japan Large-Cap Equity	4.80
L&G UK Mid Cap Index C Acc	Equity	UK Mid-Cap Equity	4.00
Fidelity Index US P Acc	Equity	US Large-Cap Blend Equity	3.95
L&G Global Health & Pharma Index C Acc	Equity	Sector Equity Healthcare	3.40
Trojan Global Income F Acc	Equity	Global Equity Income	3.35

A fund may not be available on all platforms and hence it is not always possible for us to replicate the model portfolios through all platforms. In this case, different funds will be used and weightings may also differ for portfolio construction reasons.

Risk Warnings

Unless stated otherwise, all data and information is presented at 30/09/2025. Past performance is not a guide to future returns. The value of investments may go down as well as up and investors may not get back the amount invested. The portfolio shown has similar investment objectives and strategies as the portfolio recommended to individual clients by their financial adviser; however, may not contain the same securities that are currently underlying the portfolio provided to individual clients. Specific securities mentioned should not be viewed as a recommendation to buy or sell such securities. Due to platform requirements, cash allocations may differ per platform.

There is no guarantee that a diversified portfolio will enhance overall returns or will outperform a non-diversified portfolio. Neither diversification nor asset allocation ensure a profit or guarantee against loss. It is the responsibility of the adviser to assess the suitability of an investor and select the correct model, appropriate to the investor's objectives and needs. Morningstar Managed Portfolios are not suitable for clients who cannot bear any capital loss. It is important to note that investments in mutual funds involve risk, including as a result of market and general economic conditions, and will not always be profitable.

Morningstar Equity Style Box*

The Morningstar Style Box is a nine-square grid that illustrates the investment style of a security. Size (large, mid, or small) is displayed along the vertical axis and style is displayed along the horizontal axis. The "value" and "growth" investment styles are common to both stocks and funds. For stocks, the central column of the Style Box represents the "core" style. Few or no funds contain only stocks with extreme value-growth orientations, and both value and growth managers often hold core stocks for diversification or other reasons. Therefore, for funds, the central column represents the "blend" style (a mixture of growth and value stocks or mostly core stocks).

Contact Us

If you have any queries, or require any further information, please contact your financial adviser.

Morningstar Investment Management Europe Ltd
1 Oliver's Yard
55-71 City Road
London
EC1Y 1HQ

Email: UKmanagedportfolios@morningstar.com
Telephone: 020 3107 2930
Website: <https://mp.morningstar.com>

Morningstar Investment Management Europe Ltd

The Governed Portfolios are available to Aviva Life Services UK Ltd however managed by Morningstar Investment Management Europe Ltd on a discretionary basis. Morningstar Investment Management Europe Ltd is authorised and regulated by the UK Financial Conduct Authority to provide services to Professional clients and is the entity providing the discretionary management services. The Governed Portfolios are intended for citizens or legal residents of the United Kingdom.

The Morningstar name and logo are registered trademarks of Morningstar, Inc, the parent company of Morningstar Investment Management Europe Ltd. This document includes proprietary materials of Morningstar. Reproduction, transcription, or other use, by any means, in whole or in part, without the prior written consent of Morningstar is prohibited. The information, data, and analyses presented herein do not constitute investment advice; are provided as of the date written and are not warranted to be correct, complete or accurate. The statistics noted are derived from the holdings and statistics of the funds underlying this Governed Portfolio. The data used to formulate the portfolio statistics is from information contained in Morningstar Inc's database on the underlying funds as of the month end date listed; therefore the information may not be reflective of the portfolio's current holdings and/or statistics.

The allocations shown within this report are subject to change without notice. A Portfolio Rationale document will be issued to the adviser in any instance where a change has been made to the portfolio.

For more information about Morningstar Wealth please click here or visit:
<https://bit.ly/MSWEMEADisclaimers>.

Governed Portfolio - Adventurous Growth

Factsheet 30/09/2025

Investment Objective

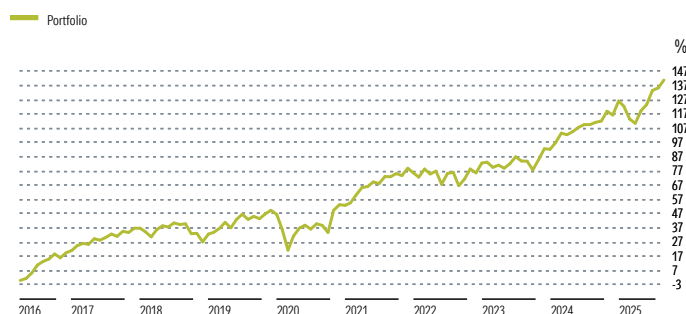
The Portfolio aims to provide capital growth over the long term. The portfolio is managed with the aim of remaining within a fee cap (comprising the ongoing charge figure of the underlying funds and the annual management charge) of 50 basis points. The portfolio is actively managed and invests predominantly in equities to a maximum of 100%. The portfolio primarily invests in passive funds, but it will also have exposure to active funds if the managers believe value can be added within the portfolio's fee constraints. Positions in fixed income, property and alternative asset classes may also be included.

Portfolio Details

Minimum Investment	Platform Dependent
Inception/Launch date	16 May 2016
Investment Manager	Morningstar Investment Management Europe Ltd
Annual Management Charge	0.15%

Investment Growth

Time Period: 16/05/2016 to 30/09/2025

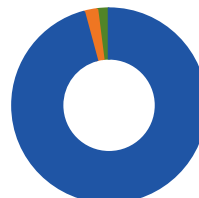


Portfolio Returns

As Of Date: 30/09/2025

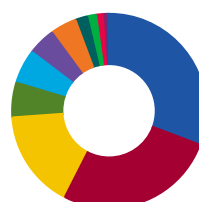
Trailing Returns %	1Month	3M	YTD	2024	2023	2022	Since Inception
Portfolio	2.37	7.72	11.41	12.32	9.61	-1.78	140.82
Year on Year Returns %	01/10/2024 - 30/09/2025	01/10/2023 - 30/09/2024	01/10/2022 - 30/09/2023	01/10/2021 - 30/09/2022	01/10/2020 - 30/09/2021		
Portfolio	14.09	14.83	10.33	-3.61	24.67		

Asset Allocation



	%
Equity	95.80
Fixed Income	2.20
Cash & Cash Equivalents	2.00
Total	100.00

Asset Class Breakdown

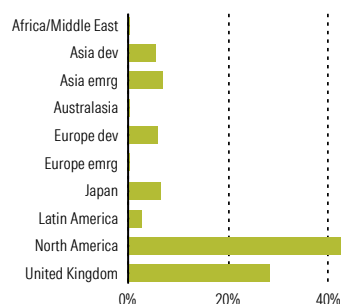


	%
North American Equity	30.75
UK Equity	26.75
Global Equity	16.40
Japan Equity	5.80
Asia Dev ex Japan Equity	5.65
Emerging Markets Equity	4.60
China Equity	4.40
Cash & Cash Equivalents	2.00
European Equity	1.45
Global Bond	1.10
UK Gilts	1.10
Total	100.00

Returns Disclosure

The trailing returns shown are cumulative and year-on-year returns show complete 12-month periods. All performance is shown net of the holdings' management fees, however do not include the fees charged by Morningstar Investment Management Europe Ltd, or Aviva or the financial adviser. The actual performance experienced will therefore be lower once these charges have been taken into account. The returns are calculated through Morningstar Direct, are provided for illustrative purposes only and should not be viewed as the performance of an actual account. Past performance is not a guide to future returns.

Equity Regional Exposure % (Look Through)



Equity Sector Exposure % (Look Through)

Technology	16.82
Financial Services	15.94
Industrials	13.31
Healthcare	12.99
Consumer Cyclical	10.49
Consumer Defensive	9.32
Communication Services	6.78
Energy	4.28
Utilities	4.14
Basic Materials	3.63
Real Estate	2.29

Morningstar Equity Style Box* (Look Through)

Portfolio Date: 30/09/2025

Value	Blend	Growth	MarketCap	%
25.2	29.6	15.9	Market Cap Giant	39.21
5.9	7.7	4.8	Market Cap Large	31.51
3.9	4.6	2.4	Market Cap Mid	18.41
			Market Cap Small	8.64
			Market Cap Micro	2.23

*(see page 2 for explanation)

Governed Portfolio - Adventurous Growth

Factsheet 30/09/2025

Top Ten Holdings

	Broad Asset Class	Morningstar Category	Portfolio Weighting %
HSBC American Index C Acc	Equity	US Large-Cap Blend Equity	17.30
Fidelity Index UK P Acc	Equity	UK Large-Cap Equity	12.90
Vanguard FTSE UK All Share Index Unit Trns Plc Acc	Equity	UK Large-Cap Equity	8.85
iShares Japan Equity Index (UK) H Acc	Equity	Japan Large-Cap Equity	5.80
Dimensional US Sm Company GBP Acc	Equity	US Small-Cap Equity	5.75
L&G UK Mid Cap Index C Acc	Equity	UK Mid-Cap Equity	5.00
L&G Global Health & Pharma Index C Acc	Equity	Sector Equity Healthcare	4.50
Fidelity Index US P Acc	Equity	US Large-Cap Blend Equity	4.00
TM Natixis Loomis Sayles US Eq Ldrs I/AE	Equity	US Large-Cap Growth Equity	3.70
Trojan Global Income F Acc	Equity	Global Equity Income	3.50

A fund may not be available on all platforms and hence it is not always possible for us to replicate the model portfolios through all platforms. In this case, different funds will be used and weightings may also differ for portfolio construction reasons.

Risk Warnings

Unless stated otherwise, all data and information is presented at 30/09/2025. Past performance is not a guide to future returns. The value of investments may go down as well as up and investors may not get back the amount invested. The portfolio shown has similar investment objectives and strategies as the portfolio recommended to individual clients by their financial adviser; however, may not contain the same securities that are currently underlying the portfolio provided to individual clients. Specific securities mentioned should not be viewed as a recommendation to buy or sell such securities. Due to platform requirements, cash allocations may differ per platform.

There is no guarantee that a diversified portfolio will enhance overall returns or will outperform a non-diversified portfolio. Neither diversification nor asset allocation ensure a profit or guarantee against loss. It is the responsibility of the adviser to assess the suitability of an investor and select the correct model, appropriate to the investor's objectives and needs. Morningstar Managed Portfolios are not suitable for clients who cannot bear any capital loss. It is important to note that investments in mutual funds involve risk, including as a result of market and general economic conditions, and will not always be profitable.

Morningstar Equity Style Box*

The Morningstar Style Box is a nine-square grid that illustrates the investment style of a security. Size (large, mid, or small) is displayed along the vertical axis and style is displayed along the horizontal axis. The "value" and "growth" investment styles are common to both stocks and funds. For stocks, the central column of the Style Box represents the "core" style. Few or no funds contain only stocks with extreme value-growth orientations, and both value and growth managers often hold core stocks for diversification or other reasons. Therefore, for funds, the central column represents the "blend" style (a mixture of growth and value stocks or mostly core stocks).

Contact Us

If you have any queries, or require any further information, please contact your financial adviser.

Morningstar Investment Management Europe Ltd
1 Oliver's Yard
55-71 City Road
London
EC1Y 1HQ

Email: UKmanagedportfolios@morningstar.com
Telephone: 020 3107 2930
Website: <https://mp.morningstar.com>

Morningstar Investment Management Europe Ltd

The Governed Portfolios are available to Aviva Life Services UK Ltd however managed by Morningstar Investment Management Europe Ltd on a discretionary basis. Morningstar Investment Management Europe Ltd is authorised and regulated by the UK Financial Conduct Authority to provide services to Professional clients and is the entity providing the discretionary management services. The Governed Portfolios are intended for citizens or legal residents of the United Kingdom.

The Morningstar name and logo are registered trademarks of Morningstar, Inc, the parent company of Morningstar Investment Management Europe Ltd. This document includes proprietary materials of Morningstar. Reproduction, transcription, or other use, by any means, in whole or in part, without the prior written consent of Morningstar is prohibited. The information, data, and analyses presented herein do not constitute investment advice; are provided as of the date written and are not warranted to be correct, complete or accurate. The statistics noted are derived from the holdings and statistics of the funds underlying this Governed Portfolio. The data used to formulate the portfolio statistics is from information contained in Morningstar Inc's database on the underlying funds as of the month end date listed; therefore the information may not be reflective of the portfolio's current holdings and/or statistics.

The allocations shown within this report are subject to change without notice. A Portfolio Rationale document will be issued to the adviser in any instance where a change has been made to the portfolio.

For more information about Morningstar Wealth please click here or visit:
<https://bit.ly/MSWEMEADisclaimers>.

Governed Portfolio - Moderately Cautious Income

Factsheet 30/09/2025

Investment Objective

The Portfolio aims to provide a sustainable income that can grow over time. The portfolio is managed with the aim of remaining within a fee cap (comprising the ongoing charge figure of the underlying funds and the annual management charge) of 60 basis points. The portfolio also aims to provide capital growth over the medium term. The portfolio is actively managed primarily investing in passive funds within the core asset classes of equity, fixed income and property. The portfolio may also have exposure to active funds if the managers believe value can be added within the fee constraints. Smaller positions in alternative asset classes may be included for diversification purposes. We set a maximum equity weighting of 50% for this risk profile.

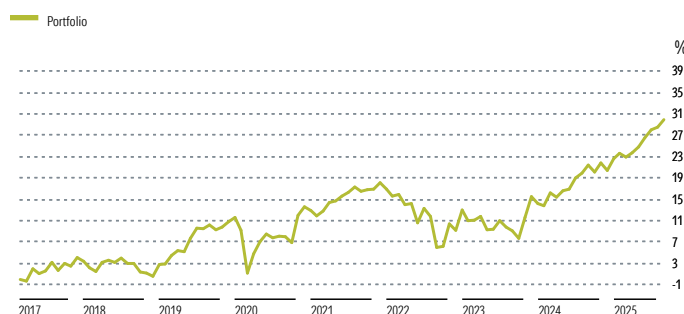
Portfolio Details

Minimum Investment	Platform Dependent
Inception/Launch date	31 March 2017
Investment Manager	Morningstar Investment Management Europe Ltd
Annual Management Charge	0.15%
Yield	4.79%*

*Based on the weighted historical 12 month yield of the selected funds assuming a static asset allocation. This figure may include estimated yields for funds launched less than 12 months ago so is provided for illustrative purposes only and subject to change.

Investment Growth

Time Period: 31/03/2017 to 30/09/2025

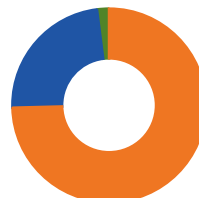


Portfolio Returns

As Of Date: 30/09/2025

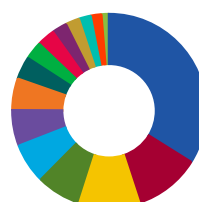
Trailing Returns %	1Month	3M	YTD	2024	2023	2022	Since Inception
Portfolio	1.05	2.64	7.88	4.20	5.75	-7.48	29.87
Year on Year Returns %	01/10/2024 - 30/09/2025	01/10/2023 - 30/09/2024	01/10/2022 - 30/09/2023	01/10/2021 - 30/09/2022	01/10/2020 - 30/09/2021		
Portfolio	6.96	11.28	2.97	-9.01	7.80		

Asset Allocation



	%
Fixed Income	74.60
Equity	23.40
Cash & Cash Equivalents	2.00
Total	100.00

Asset Class Breakdown

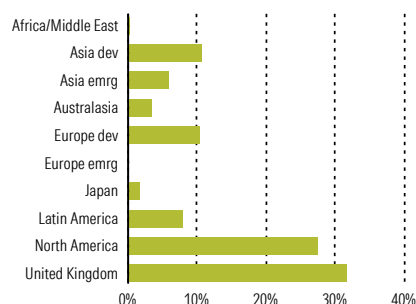


	%
GBP Corporate Bond	34.00
Global High Yield Bond	11.10
Global Emerging Markets Bond	10.00
Other Bond	7.50
UK Equity	6.65
UK Gilts	6.00
Property Other	5.25
Global Equity	3.75
Global Corporate Bond	3.00
UK Inflation-Linked Bond	3.00
Asia Dev ex Japan Equity	2.50
Other Equity	2.25
Cash & Cash Equivalents	2.00
Emerging Markets Equity	1.75
China Equity	1.25
Total	100.00

Returns Disclosure

The trailing returns shown are cumulative and year-on-year returns show complete 12-month periods. All performance is shown net of the holdings' management fees, however do not include the fees charged by Morningstar Investment Management Europe Ltd, or Aviva or the financial adviser. The actual performance experienced will therefore be lower once these charges have been taken into account. The returns are calculated through Morningstar Direct, are provided for illustrative purposes only and should not be viewed as the performance of an actual account. Past performance is not a guide to future returns.

Equity Regional Exposure % (Look Through)



Equity Sector Exposure % (Look Through)

Real Estate	25.18
Utilities	19.07
Financial Services	13.41
Industrials	8.61
Consumer Defensive	8.07
Energy	6.35
Consumer Cyclical	4.74
Basic Materials	4.64
Communication Services	4.49
Technology	3.16
Healthcare	2.28

Morningstar Equity Style Box* (Look Through)

Portfolio Date: 30/09/2025

	Value	Blend	Growth	MarketCap	%
Large	32.1	18.9	6.9	Market Cap Giant	24.74
Mid	10.8	16.3	5.6	Market Cap Large	33.14
Small	3.6	5.5	0.3	Market Cap Mid	32.66
				Market Cap Small	8.38
				Market Cap Micro	1.08

*(see page 2 for explanation)

Governed Portfolio - Moderately Cautious Income



Factsheet 30/09/2025

Top Ten Holdings

	Broad Asset Class	Morningstar Category	Portfolio Weighting %
Fidelity Short Dated Crprate Bd W Inc	Fixed Income	GBP Corporate Bond - Short Term	14.00
Fidelity Moneybuilder Corp Bd W-INC-GBP	Fixed Income	GBP Corporate Bond	12.00
iShares Corporate Bond Index (UK) H Inc	Fixed Income	GBP Corporate Bond	8.00
Vanguard U.S. Govt Bd Idx Ins Pl £ H Dis	Fixed Income	Other Bond	7.50
L&G EM Govt Bond Lcl Ccy Index C Inc	Fixed Income	Global Emerging Markets Bond - Local Currency	6.00
L&G Global Real Estate Div Index C Inc	Equity	Property - Indirect Global	5.25
Vanguard FTSE UK Eq Inc Idx Ins Pl £ Inc	Equity	UK Equity Income	4.65
iShares UK Gilts All Stks Idx (UK) D Inc	Fixed Income	GBP Government Bond	4.50
AXA Global High Yield Z Gross Inc	Fixed Income	Global High Yield Bond - GBP Hedged	4.30
Vanguard Emerging Mkts Bd Inv GBP H Inc	Fixed Income	Global Emerging Markets Bond - GBP Hedged	4.00

A fund may not be available on all platforms and hence it is not always possible for us to replicate the model portfolios through all platforms. In this case, different funds will be used and weightings may also differ for portfolio construction reasons.

Risk Warnings

Unless stated otherwise, all data and information is presented at 30/09/2025. Past performance is not a guide to future returns. The value of investments may go down as well as up and investors may not get back the amount invested. The portfolio shown has similar investment objectives and strategies as the portfolio recommended to individual clients by their financial adviser; however, may not contain the same securities that are currently underlying the portfolio provided to individual clients. Specific securities mentioned should not be viewed as a recommendation to buy or sell such securities. Due to platform requirements, cash allocations may differ per platform.

There is no guarantee that a diversified portfolio will enhance overall returns or will outperform a non-diversified portfolio. Neither diversification nor asset allocation ensure a profit or guarantee against loss. It is the responsibility of the adviser to assess the suitability of an investor and select the correct model, appropriate to the investor's objectives and needs. Morningstar Managed Portfolios are not suitable for clients who cannot bear any capital loss. It is important to note that investments in mutual funds involve risk, including as a result of market and general economic conditions, and will not always be profitable.

Morningstar Equity Style Box*

The Morningstar Style Box is a nine-square grid that illustrates the investment style of a security. Size (large, mid, or small) is displayed along the vertical axis and style is displayed along the horizontal axis. The "value" and "growth" investment styles are common to both stocks and funds. For stocks, the central column of the Style Box represents the "core" style. Few or no funds contain only stocks with extreme value-growth orientations, and both value and growth managers often hold core stocks for diversification or other reasons. Therefore, for funds, the central column represents the "blend" style (a mixture of growth and value stocks or mostly core stocks).

Contact Us

If you have any queries, or require any further information, please contact your financial adviser.

Morningstar Investment Management Europe Ltd
1 Oliver's Yard
55-71 City Road
London
EC1Y 1HQ

Email: UKmanagedportfolios@morningstar.com
Telephone: 020 3107 2930
Website: <https://mp.morningstar.com>

Morningstar Investment Management Europe Ltd

The Governed Portfolios are available to Aviva Life Services UK Ltd however managed by Morningstar Investment Management Europe Ltd on a discretionary basis. Morningstar Investment Management Europe Ltd is authorised and regulated by the UK Financial Conduct Authority to provide services to Professional clients and is the entity providing the discretionary management services. The Governed Portfolios are intended for citizens or legal residents of the United Kingdom.

The Morningstar name and logo are registered trademarks of Morningstar, Inc, the parent company of Morningstar Investment Management Europe Ltd. This document includes proprietary materials of Morningstar. Reproduction, transcription, or other use, by any means, in whole or in part, without the prior written consent of Morningstar is prohibited. The information, data, and analyses presented herein do not constitute investment advice; are provided as of the date written and are not warranted to be correct, complete or accurate. The statistics noted are derived from the holdings and statistics of the funds underlying this Governed Portfolio. The data used to formulate the portfolio statistics is from information contained in Morningstar Inc's database on the underlying funds as of the month end date listed; therefore the information may not be reflective of the portfolio's current holdings and/or statistics.

The allocations shown within this report are subject to change without notice. A Portfolio Rationale document will be issued to the adviser in any instance where a change has been made to the portfolio.

For more information about Morningstar Wealth please click here or visit:
<https://bit.ly/MSWEMEDisclaimers>.

