

# **Morningstar MPS – Governed Range**

## **Monthly Factsheets**

For Professional Clients only

---

Morningstar Investment Management Europe  
Ltd 1 Oliver's Yard,  
55-71 City Road,  
London  
EC1Y 1HQ  
Tel: +44 (0) 20 3107 2930  
Fax: +44 (0) 20 3107 0001  
Web: <https://mp.morningstar.com>  
Email: [UKManagedPortfolios@morningstar.com](mailto:UKManagedPortfolios@morningstar.com)

# Governed Portfolio - Cautious Growth

Factsheet 30/04/2025

## Investment Objective

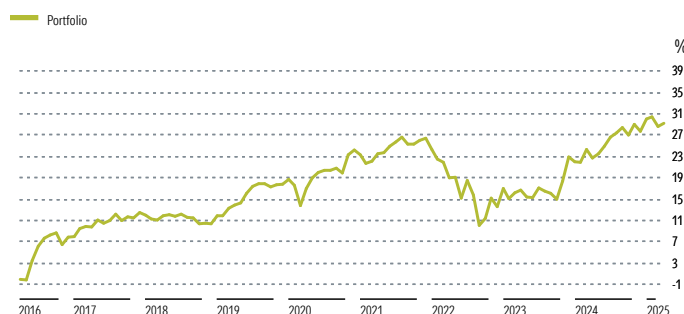
The Portfolio aims to provide some capital growth whilst focusing on capital preservation over the short to medium term. The portfolio is managed with the aim of remaining within a fee cap (comprising the ongoing charge figure of the underlying funds and the portfolio-management fee) of 50 basis points. The portfolio is actively managed and primarily invests in equities and fixed-income assets, with a notable bias towards more-defensive assets. The portfolio primarily invests in passive funds, but it will also have exposure to active funds if the managers believe value can be added within the portfolio's fee constraints. Positions in alternative asset classes may be included for diversification purposes. We set a maximum equity weighting of 30% for this risk profile.

## Portfolio Details

Minimum Investment	Platform Dependent
Inception/Launch date	16 May 2016
Investment Manager	Morningstar Investment Management Europe Ltd
Annual Management Charge	0.15%

## Investment Growth

Time Period: 16/05/2016 to 30/04/2025

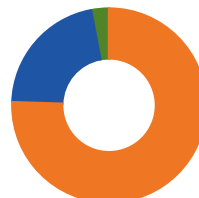


## Portfolio Returns

As Of Date: 30/04/2025

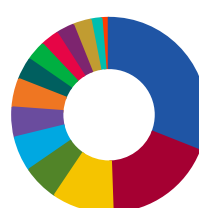
Trailing Returns %	1Month	3M	YTD	2024	2023	2022	Since Inception
Portfolio	0.45	-0.60	1.19	3.93	8.19	-10.17	29.21
Year on Year Returns %	01/05/2024 - 30/04/2025	01/05/2023 - 30/04/2024	01/05/2022 - 30/04/2023	01/05/2021 - 30/04/2022	01/05/2020 - 30/04/2021		
Portfolio	5.27	5.16	-1.90	-3.67	5.53		

## Asset Allocation



	%
Fixed Income	75.50
Equity	21.50
Cash & Cash Equivalents	3.00
Total	100.00

## Asset Class Breakdown

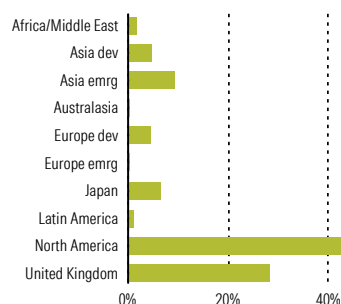


	%
GBP Corporate Bond	31.05
UK Gilts	18.45
Other Bond	10.00
North American Equity	6.00
UK Equity	5.80
Global Emerging Markets Bond	5.00
Global Equity	4.75
Emerging Markets Equity	3.65
UK Inflation-Linked Bond	3.25
Cash & Cash Equivalents	3.00
Global Bond	3.00
Global Corporate Bond	3.00
Global Inflation-Linked Bond	1.75
Japan Equity	1.30
Total	100.00

## Returns Disclosure

The trailing returns shown are cumulative and year-on-year returns show complete 12-month periods. All performance is shown net of the holdings' management fees, however do not include the fees charged by Morningstar Investment Management Europe Ltd, or Aviva or the financial adviser. The actual performance experienced will therefore be lower once these charges have been taken into account. The returns are calculated through Morningstar Direct, are provided for illustrative purposes only and should not be viewed as the performance of an actual account. Past performance is not a guide to future returns.

## Equity Regional Exposure % (Look Through)



## Equity Sector Exposure % (Look Through)

Financial Services	18.10
Technology	17.16
Healthcare	15.64
Industrials	10.90
Consumer Defensive	10.50
Consumer Cyclical	9.43
Communication Services	5.88
Energy	4.77
Basic Materials	3.57
Utilities	2.32
Real Estate	1.73

## Morningstar Equity Style Box\* (Look Through)

Portfolio Date: 30/04/2025

Value	Blend	Growth	MarketCap	%
26.3	29.7	22.1	Market Cap Giant	44.73
3.8	7.2	3.5	Market Cap Large	33.30
2.8	3.0	1.7	Market Cap Mid	14.51
			Market Cap Small	5.47
			Market Cap Micro	1.99

\*(see page 2 for explanation)

# Governed Portfolio - Cautious Growth

Factsheet 30/04/2025

## Top Ten Holdings

	Broad Asset Class	Morningstar Category	Portfolio Weighting %
Vanguard UK Govt Bd Idx Ins Pl £ Acc	Fixed Income	GBP Government Bond	18.45
BlackRock Corporate Bond 1-10 Year D Acc	Fixed Income	GBP Corporate Bond	16.80
Vanguard U.S. Govt Bd Idx Ins Pl £ H Acc	Fixed Income	Other Bond	10.00
Fidelity Short Dated Crprate Bd W Acc	Fixed Income	GBP Corporate Bond - Short Term	7.75
Royal London Corporate Bond Z Inc	Fixed Income	GBP Corporate Bond	6.50
Fidelity Index UK P Acc	Equity	UK Large-Cap Equity	5.80
Barings EM Local Debt C GBP UnH Acc	Fixed Income	Global Emerging Markets Bond - Local Currency	5.00
HSBC American Index C Acc	Equity	US Large-Cap Blend Equity	4.75
Vanguard Em Mkts Stk Idx Ins Pl £ Acc	Equity	Global Emerging Markets Equity	3.65
iShares Up to 10YrsIdxLnkdGltIdx(UK)DAcc	Fixed Income	GBP Inflation-Linked Bond	3.25

A fund may not be available on all platforms and hence it is not always possible for us to replicate the model portfolios through all platforms. In this case, different funds will be used and weightings may also differ for portfolio construction reasons.

## Risk Warnings

Unless stated otherwise, all data and information is presented at 30/04/2025. Past performance is not a guide to future returns. The value of investments may go down as well as up and investors may not get back the amount invested. The portfolio shown has similar investment objectives and strategies as the portfolio recommended to individual clients by their financial adviser; however, may not contain the same securities that are currently underlying the portfolio provided to individual clients. Specific securities mentioned should not be viewed as a recommendation to buy or sell such securities. Due to platform requirements, cash allocations may differ per platform.

There is no guarantee that a diversified portfolio will enhance overall returns or will outperform a non-diversified portfolio. Neither diversification nor asset allocation ensure a profit or guarantee against loss. It is important to note that investments in mutual funds involve risk, including as a result of market and general economic conditions, and will not always be profitable.

## Morningstar Equity Style Box\*

The Morningstar Style Box is a nine-square grid that illustrates the investment style of a security. Size (large, mid, or small) is displayed along the vertical axis and style is displayed along the horizontal axis. The "value" and "growth" investment styles are common to both stocks and funds. For stocks, the central column of the Style Box represents the "core" style. Few or no funds contain only stocks with extreme value-growth orientations, and both value and growth managers often hold core stocks for diversification or other reasons. Therefore, for funds, the central column represents the "blend" style (a mixture of growth and value stocks or mostly core stocks).

## Contact Us

If you have any queries, or require any further information, please contact your financial adviser.

Morningstar Investment Management Europe Ltd  
1 Oliver's Yard  
55-71 City Road  
London  
EC1Y 1HQ

Email: [UKmanagedportfolios@morningstar.com](mailto:UKmanagedportfolios@morningstar.com)  
Telephone: 020 3107 2930  
Website: <https://mp.morningstar.com>

## Morningstar Investment Management Europe Ltd

The Governed Portfolios are available to Aviva Life Services UK Ltd however managed by Morningstar Investment Management Europe Ltd on a discretionary basis. Morningstar Investment Management Europe Ltd is authorised and regulated by the UK Financial Conduct Authority to provide services to Professional clients and is the entity providing the discretionary management services. The Governed Portfolios are intended for citizens or legal residents of the United Kingdom. These portfolios can only be made available through the use of an Investment Adviser appropriately authorised and regulated by the Financial Conduct Authority.

The Morningstar name and logo are registered trademarks of Morningstar, Inc, the parent company of Morningstar Investment Management Europe Ltd. This document includes proprietary materials of Morningstar. Reproduction, transcription, or other use, by any means, in whole or in part, without the prior written consent of Morningstar is prohibited. The information, data, and analyses presented herein do not constitute investment advice; are provided as of the date written and are not warranted to be correct, complete or accurate. The statistics noted are derived from the holdings and statistics of the funds underlying this Governed Portfolio. The data used to formulate the portfolio statistics is from information contained in Morningstar Inc's database on the underlying funds as of the month end date listed; therefore the information may not be reflective of the portfolio's current holdings and/or statistics.

The allocations shown within this report are subject to change without notice. A Portfolio Rationale document will be issued to the adviser in any instance where a change has been made to the portfolio.

For more information about Morningstar Wealth please click here or visit: <https://bit.ly/MSWEMEADisclaimers>.

# Governed Portfolio - Moderately Cautious Growth

Factsheet 30/04/2025

## Investment Objective

The Portfolio aims to provide a balance between capital growth and capital preservation over the medium term. The portfolio is managed with the aim of remaining within a fee cap (comprising the ongoing charge figure of the underlying funds and the annual management charge) of 50 basis points. The portfolio is actively managed and primarily invests in equities and fixed income assets, with a balance between equities and defensive assets. The portfolio primarily invests in passive funds, but it will also have exposure to active funds if the managers believe value can be added within the portfolio's fee constraints. Positions in alternative asset classes may be included for diversification purposes. We set a maximum equity weighting of 50% for this risk profile.

## Portfolio Details

Minimum Investment	Platform Dependent
Inception/Launch date	16 May 2016
Investment Manager	Morningstar Investment Management Europe Ltd
Annual Management Charge	0.15%

## Investment Growth

Time Period: 16/05/2016 to 30/04/2025

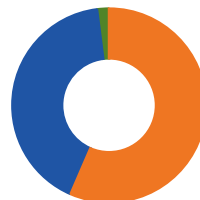


## Portfolio Returns

As Of Date: 30/04/2025

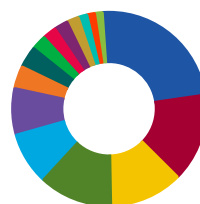
Trailing Returns %	1Month	3M	YTD	2024	2023	2022	Since Inception
Portfolio	-0.02	-2.22	0.08	6.10	8.59	-7.95	47.37
Year on Year Returns %	01/05/2024 - 30/04/2025	01/05/2023 - 30/04/2024	01/05/2022 - 30/04/2023	01/05/2021 - 30/04/2022	01/05/2020 - 30/04/2021		
Portfolio	4.94	6.94	-0.58	-1.11	10.01		

## Asset Allocation



	%
Fixed Income	56.50
Equity	41.50
Cash & Cash Equivalents	2.00
Total	100.00

## Asset Class Breakdown

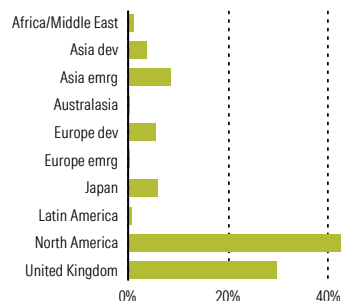


	%
GBP Corporate Bond	22.75
UK Gilts	14.75
North American Equity	12.30
UK Equity	12.15
Global Equity	8.80
Other Bond	7.75
Global Emerging Markets Bond	3.75
Emerging Markets Equity	3.60
Global Corporate Bond	2.50
Japan Equity	2.25
UK Inflation-Linked Bond	2.25
Cash & Cash Equivalents	2.00
Global Bond	1.50
China Equity	1.30
Global Inflation-Linked Bond	1.25
Asia Dev ex Japan Equity	1.10
Total	100.00

## Returns Disclosure

The trailing returns shown are cumulative and year-on-year returns show complete 12-month periods. All performance is shown net of the holdings' management fees, however do not include the fees charged by Morningstar Investment Management Europe Ltd, or Aviva or the financial adviser. The actual performance experienced will therefore be lower once these charges have been taken into account. The returns are calculated through Morningstar Direct, are provided for illustrative purposes only and should not be viewed as the performance of an actual account. Past performance is not a guide to future returns.

## Equity Regional Exposure % (Look Through)



## Equity Sector Exposure % (Look Through)

Financial Services	16.95
Technology	15.75
Healthcare	12.89
Industrials	12.09
Consumer Cyclical	10.08
Consumer Defensive	10.04
Communication Services	6.05
Energy	5.14
Utilities	5.01
Basic Materials	3.45
Real Estate	2.56

## Morningstar Equity Style Box\* (Look Through)

Portfolio Date: 30/04/2025

Value	Blend	Growth	MarketCap	%
26.3	26.7	18.2	Market Cap Giant	39.99
5.3	8.8	3.7	Market Cap Large	31.21
3.8	4.7	2.4	Market Cap Mid	17.88
			Market Cap Small	8.70
			Market Cap Micro	2.21

\*(see page 2 for explanation)

# Governed Portfolio - Moderately Cautious Growth



Factsheet 30/04/2025

## Top Ten Holdings

	Broad Asset Class	Morningstar Category	Portfolio Weighting %
Vanguard UK Govt Bd Idx Ins Pl £ Acc	Fixed Income	GBP Government Bond	14.75
BlackRock Corporate Bond 1-10 Year D Acc	Fixed Income	GBP Corporate Bond	12.25
Fidelity Index UK P Acc	Equity	UK Large-Cap Equity	9.85
HSBC American Index C Acc	Equity	US Large-Cap Blend Equity	9.80
Vanguard U.S. Govt Bd Idx Ins Pl £ H Acc	Fixed Income	Other Bond	7.75
Fidelity Short Dated Crprate Bd W Acc	Fixed Income	GBP Corporate Bond - Short Term	5.50
Royal London Corporate Bond Z Inc	Fixed Income	GBP Corporate Bond	5.00
Barings EM Local Debt C GBP UnH Acc	Fixed Income	Global Emerging Markets Bond - Local Currency	3.75
Vanguard Em Mkts Stk Idx Ins Pl £ Acc	Equity	Global Emerging Markets Equity	3.60
Dimensional US Sm Company GBP Acc	Equity	US Small-Cap Equity	2.50

A fund may not be available on all platforms and hence it is not always possible for us to replicate the model portfolios through all platforms. In this case, different funds will be used and weightings may also differ for portfolio construction reasons.

## Contact Us

If you have any queries, or require any further information, please contact your financial adviser.

Morningstar Investment Management Europe Ltd  
1 Oliver's Yard  
55-71 City Road  
London  
EC1Y 1HQ

Email: [UKmanagedportfolios@morningstar.com](mailto:UKmanagedportfolios@morningstar.com)  
Telephone: 020 3107 2930  
Website: <https://mp.morningstar.com>

## Risk Warnings

Unless stated otherwise, all data and information is presented at 30/04/2025. Past performance is not a guide to future returns. The value of investments may go down as well as up and investors may not get back the amount invested. The portfolio shown has similar investment objectives and strategies as the portfolio recommended to individual clients by their financial adviser; however, may not contain the same securities that are currently underlying the portfolio provided to individual clients. Specific securities mentioned should not be viewed as a recommendation to buy or sell such securities. Due to platform requirements, cash allocations may differ per platform.

There is no guarantee that a diversified portfolio will enhance overall returns or will outperform a non-diversified portfolio. Neither diversification nor asset allocation ensure a profit or guarantee against loss. It is important to note that investments in mutual funds involve risk, including as a result of market and general economic conditions, and will not always be profitable.

## Morningstar Equity Style Box\*

The Morningstar Style Box is a nine-square grid that illustrates the investment style of a security. Size (large, mid, or small) is displayed along the vertical axis and style is displayed along the horizontal axis. The "value" and "growth" investment styles are common to both stocks and funds. For stocks, the central column of the Style Box represents the "core" style. Few or no funds contain only stocks with extreme value-growth orientations, and both value and growth managers often hold core stocks for diversification or other reasons. Therefore, for funds, the central column represents the "blend" style (a mixture of growth and value stocks or mostly core stocks).

## Morningstar Investment Management Europe Ltd

The Governed Portfolios are available to Aviva Life Services UK Ltd however managed by Morningstar Investment Management Europe Ltd on a discretionary basis. Morningstar Investment Management Europe Ltd is authorised and regulated by the UK Financial Conduct Authority to provide services to Professional clients and is the entity providing the discretionary management services. The Governed Portfolios are intended for citizens or legal residents of the United Kingdom. These portfolios can only be made available through the use of an Investment Adviser appropriately authorised and regulated by the Financial Conduct Authority.

The Morningstar name and logo are registered trademarks of Morningstar, Inc, the parent company of Morningstar Investment Management Europe Ltd. This document includes proprietary materials of Morningstar. Reproduction, transcription, or other use, by any means, in whole or in part, without the prior written consent of Morningstar is prohibited. The information, data, and analyses presented herein do not constitute investment advice; are provided as of the date written and are not warranted to be correct, complete or accurate. The statistics noted are derived from the holdings and statistics of the funds underlying this Governed Portfolio. The data used to formulate the portfolio statistics is from information contained in Morningstar Inc's database on the underlying funds as of the month end date listed; therefore the information may not be reflective of the portfolio's current holdings and/or statistics.

The allocations shown within this report are subject to change without notice. A Portfolio Rationale document will be issued to the adviser in any instance where a change has been made to the portfolio.

For more information about Morningstar Wealth please click here or visit: <https://bit.ly/MSWEMEDisclaimers>.

# Governed Portfolio - Moderate Growth

Factsheet 30/04/2025

## Investment Objective

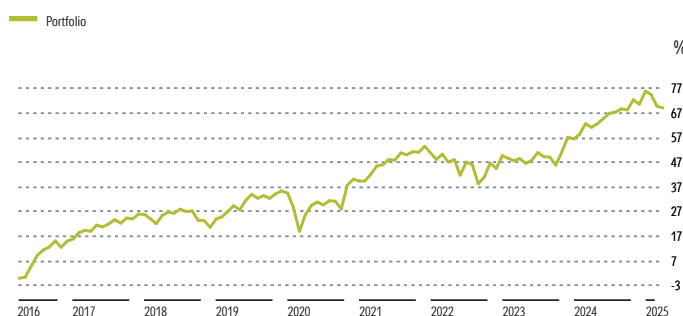
The Portfolio aims to provide capital growth and some capital preservation over the medium to long term. The portfolio is managed with the aim of remaining within a fee cap (comprising the ongoing charge figure of the underlying funds and the annual management charge) of 50 basis points. The portfolio is actively managed and primarily invests in equities and fixed income assets, with a moderate bias to equities. The portfolio primarily invests in passive funds, but it will also have exposure to active funds if the managers believe value can be added within the portfolio's fee constraints. Positions in alternative asset classes may be included for diversification purposes. We set a maximum equity weighting of 70% for this risk profile.

## Portfolio Details

Minimum Investment	Platform Dependent
Inception/Launch date	16 May 2016
Investment Manager	Morningstar Investment Management Europe Ltd
Annual Management Charge	0.15%

## Investment Growth

Time Period: 16/05/2016 to 30/04/2025

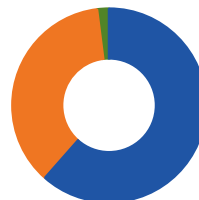


## Portfolio Returns

As Of Date: 30/04/2025

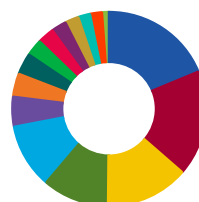
Trailing Returns %	1Month	3M	YTD	2024	2023	2022	Since Inception
Portfolio	-0.44	-3.89	-0.88	8.49	8.79	-5.83	69.16
Year on Year Returns %	01/05/2024 - 30/04/2025	01/05/2023 - 30/04/2024	01/05/2022 - 30/04/2023	01/05/2021 - 30/04/2022	01/05/2020 - 30/04/2021		
Portfolio	4.84	8.57	0.93	1.15	15.71		

## Asset Allocation



	%
Equity	61.50
Fixed Income	36.50
Cash & Cash Equivalents	2.00
Total	100.00

## Asset Class Breakdown

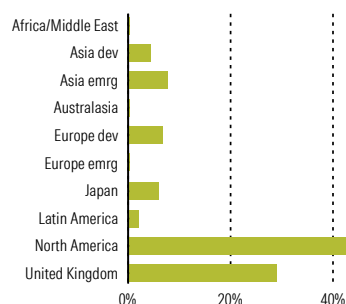


	%
North American Equity	18.75
UK Equity	17.70
GBP Corporate Bond	13.75
Global Equity	11.05
UK Gilts	10.75
Other Bond	5.00
Emerging Markets Equity	3.90
Japan Equity	3.60
China Equity	2.80
Global Emerging Markets Bond	2.75
Asia Dev ex Japan Equity	2.50
Global Bond	2.25
Cash & Cash Equivalents	2.00
UK Inflation-Linked Bond	2.00
European Equity	1.20
Total	100.00

## Returns Disclosure

The trailing returns shown are cumulative and year-on-year returns show complete 12-month periods. All performance is shown net of the holdings' management fees, however do not include the fees charged by Morningstar Investment Management Europe Ltd, or Aviva or the financial adviser. The actual performance experienced will therefore be lower once these charges have been taken into account. The returns are calculated through Morningstar Direct, are provided for illustrative purposes only and should not be viewed as the performance of an actual account. Past performance is not a guide to future returns.

## Equity Regional Exposure % (Look Through)



## Equity Sector Exposure % (Look Through)

Financial Services	16.65
Technology	15.53
Industrials	12.64
Healthcare	12.36
Consumer Cyclical	10.76
Consumer Defensive	9.86
Communication Services	6.35
Energy	4.96
Utilities	4.73
Basic Materials	3.63
Real Estate	2.53

## Morningstar Equity Style Box\* (Look Through)

Portfolio Date: 30/04/2025

Value	Blend	Growth	Large	Mid	Small	MarketCap	%
25.7	27.0	18.4				Market Cap Giant	40.43
5.1	8.7	4.0				Market Cap Large	30.65
3.8	4.8	2.4				Market Cap Mid	17.98
						Market Cap Small	8.79
						Market Cap Micro	2.15

\*(see page 2 for explanation)

# Governed Portfolio - Moderate Growth

Factsheet 30/04/2025

## Top Ten Holdings

	Broad Asset Class	Morningstar Category	Portfolio Weighting %
HSBC American Index C Acc	Equity	US Large-Cap Blend Equity	14.05
Vanguard UK Govt Bd Idx Ins Pl E Acc	Fixed Income	GBP Government Bond	10.75
Fidelity Index UK P Acc	Equity	UK Large-Cap Equity	9.00
BlackRock Corporate Bond 1-10 Year D Acc	Fixed Income	GBP Corporate Bond	6.50
Vanguard FTSE UK All Shrd Idx Unit Tr Ins Pl E Acc	Equity	UK Large-Cap Equity	5.00
Vanguard U.S. Govt Bd Idx Ins Pl E H Acc	Fixed Income	Other Bond	5.00
Royal London Corporate Bond Z Inc	Fixed Income	GBP Corporate Bond	4.75
L&G UK Mid Cap Index C Acc	Equity	UK Mid-Cap Equity	3.70
Dimensional US Sm Company GBP Acc	Equity	US Small-Cap Equity	3.60
iShares Japan Equity Index (UK) H Acc	Equity	Japan Large-Cap Equity	3.60

A fund may not be available on all platforms and hence it is not always possible for us to replicate the model portfolios through all platforms. In this case, different funds will be used and weightings may also differ for portfolio construction reasons.

## Contact Us

If you have any queries, or require any further information, please contact your financial adviser.

Morningstar Investment Management Europe Ltd  
1 Oliver's Yard  
55-71 City Road  
London  
EC1Y 1HQ

Email: [UKmanagedportfolios@morningstar.com](mailto:UKmanagedportfolios@morningstar.com)  
Telephone: 020 3107 2930  
Website: <https://mp.morningstar.com>

## Risk Warnings

Unless stated otherwise, all data and information is presented at 30/04/2025. Past performance is not a guide to future returns. The value of investments may go down as well as up and investors may not get back the amount invested. The portfolio shown has similar investment objectives and strategies as the portfolio recommended to individual clients by their financial adviser; however, may not contain the same securities that are currently underlying the portfolio provided to individual clients. Specific securities mentioned should not be viewed as a recommendation to buy or sell such securities. Due to platform requirements, cash allocations may differ per platform.

There is no guarantee that a diversified portfolio will enhance overall returns or will outperform a non-diversified portfolio. Neither diversification nor asset allocation ensure a profit or guarantee against loss. It is important to note that investments in mutual funds involve risk, including as a result of market and general economic conditions, and will not always be profitable.

## Morningstar Equity Style Box\*

The Morningstar Style Box is a nine-square grid that illustrates the investment style of a security. Size (large, mid, or small) is displayed along the vertical axis and style is displayed along the horizontal axis. The "value" and "growth" investment styles are common to both stocks and funds. For stocks, the central column of the Style Box represents the "core" style. Few or no funds contain only stocks with extreme value-growth orientations, and both value and growth managers often hold core stocks for diversification or other reasons. Therefore, for funds, the central column represents the "blend" style (a mixture of growth and value stocks or mostly core stocks).

## Morningstar Investment Management Europe Ltd

The Governed Portfolios are available to Aviva Life Services UK Ltd however managed by Morningstar Investment Management Europe Ltd on a discretionary basis. Morningstar Investment Management Europe Ltd is authorised and regulated by the UK Financial Conduct Authority to provide services to Professional clients and is the entity providing the discretionary management services. The Governed Portfolios are intended for citizens or legal residents of the United Kingdom. These portfolios can only be made available through the use of an Investment Adviser appropriately authorised and regulated by the Financial Conduct Authority.

The Morningstar name and logo are registered trademarks of Morningstar, Inc, the parent company of Morningstar Investment Management Europe Ltd. This document includes proprietary materials of Morningstar. Reproduction, transcription, or other use, by any means, in whole or in part, without the prior written consent of Morningstar is prohibited. The information, data, and analyses presented herein do not constitute investment advice; are provided as of the date written and are not warranted to be correct, complete or accurate. The statistics noted are derived from the holdings and statistics of the funds underlying this Governed Portfolio. The data used to formulate the portfolio statistics is from information contained in Morningstar Inc's database on the underlying funds as of the month end date listed; therefore the information may not be reflective of the portfolio's current holdings and/or statistics.

The allocations shown within this report are subject to change without notice. A Portfolio Rationale document will be issued to the adviser in any instance where a change has been made to the portfolio.

For more information about Morningstar Wealth please click here or visit: <https://bit.ly/MSWEMEADisclaimers>.



# Governed Portfolio - Moderately Adventurous Growth

Factsheet 30/04/2025

## Investment Objective

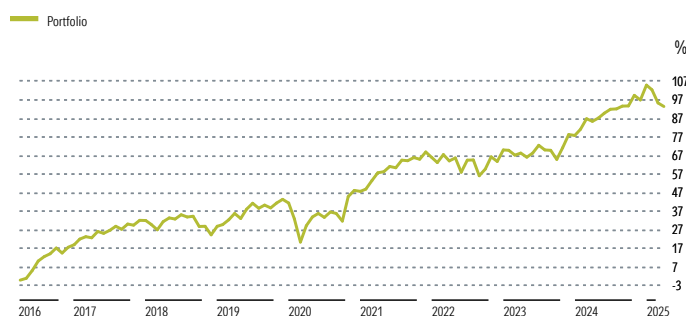
The Portfolio aims to provide capital growth over the long term. The portfolio is managed with the aim of remaining within a fee cap (comprising the ongoing charge figure of the underlying funds as well as the annual management charge) of 50 basis points. The portfolio is actively managed and primarily invests in equities and fixed income assets, with a bias to equities. The portfolio primarily invests in passive funds, but it will also have exposure to active funds if the managers believe value can be added within the portfolio's fee constraints. Positions in alternative asset classes may be included for diversification purposes. We set a maximum equity weighting of 90% for this risk profile.

## Portfolio Details

Minimum Investment	Platform Dependent
Inception/Launch date	16 May 2016
Investment Manager	Morningstar Investment Management Europe Ltd
Annual Management Charge	0.15%

## Investment Growth

Time Period: 16/05/2016 to 30/04/2025

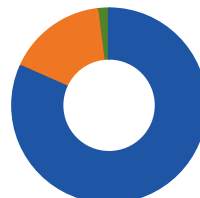


## Portfolio Returns

As Of Date: 30/04/2025

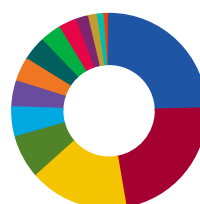
Trailing Returns %	1Month	3M	YTD	2024	2023	2022	Since Inception
Portfolio	-0.96	-5.59	-1.77	10.43	8.87	-3.03	93.54
Year on Year Returns %	01/05/2024 - 30/04/2025	01/05/2023 - 30/04/2024	01/05/2022 - 30/04/2023	01/05/2021 - 30/04/2022	01/05/2020 - 30/04/2021		
Portfolio	4.35	10.11	2.57	4.09	22.05		

## Asset Allocation



	%
Equity	81.65
Fixed Income	16.35
Cash & Cash Equivalents	2.00
Total	100.00

## Asset Class Breakdown

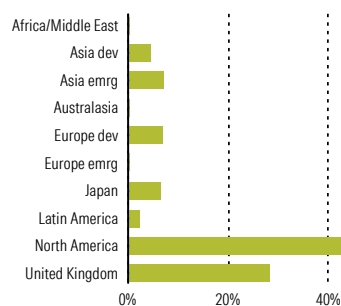


	%
North American Equity	24.65
UK Equity	22.70
Global Equity	16.10
UK Gilts	7.15
Japan Equity	5.00
Emerging Markets Equity	4.30
GBP Corporate Bond	4.00
Asia Dev ex Japan Equity	3.95
China Equity	3.50
Other Bond	3.00
Cash & Cash Equivalents	2.00
European Equity	1.45
Global Bond	1.10
Global Emerging Markets Bond	1.10
Total	100.00

## Returns Disclosure

The trailing returns shown are cumulative and year-on-year returns show complete 12-month periods. All performance is shown net of the holdings' management fees, however do not include the fees charged by Morningstar Investment Management Europe Ltd, or Aviva or the financial adviser. The actual performance experienced will therefore be lower once these charges have been taken into account. The returns are calculated through Morningstar Direct, are provided for illustrative purposes only and should not be viewed as the performance of an actual account. Past performance is not a guide to future returns.

## Equity Regional Exposure % (Look Through)



## Equity Sector Exposure % (Look Through)

Financial Services	17.76
Technology	15.23
Healthcare	12.54
Industrials	12.46
Consumer Cyclical	10.43
Consumer Defensive	9.81
Communication Services	6.27
Energy	4.90
Utilities	4.66
Basic Materials	3.59
Real Estate	2.37

## Morningstar Equity Style Box\* (Look Through)

Portfolio Date: 30/04/2025

Value	Blend	Growth	Large Mid Small	MarketCap	%
26.2	27.3	18.4	Large	Market Cap Giant	40.92
4.9	8.6	4.1	Mid	Market Cap Large	30.95
3.6	4.4	2.3	Small	Market Cap Mid	17.75
				Market Cap Small	8.27
				Market Cap Micro	2.11

\*(see page 2 for explanation)



# Governed Portfolio - Moderately Adventurous Growth



Factsheet 30/04/2025

## Top Ten Holdings

	Broad Asset Class	Morningstar Category	Portfolio Weighting %
HSBC American Index C Acc	Equity	US Large-Cap Blend Equity	14.20
Fidelity Index UK P Acc	Equity	UK Large-Cap Equity	11.50
Vanguard FTSE UK All Shrd Unit Trlns Pl E Acc	Equity	UK Large-Cap Equity	7.20
Vanguard UK Govt Bd Idx Ins Pl E Acc	Fixed Income	GBP Government Bond	7.15
iShares Japan Equity Index (UK) H Acc	Equity	Japan Large-Cap Equity	5.00
Dimensional US Sm Company GBP Acc	Equity	US Small-Cap Equity	4.70
L&G UK Mid Cap Index C Acc	Equity	UK Mid-Cap Equity	4.00
Fidelity Index US P Acc	Equity	US Large-Cap Blend Equity	3.95
Trojan Global Income O Acc	Equity	Global Equity Income	3.35
Morgan Stanley UK Global Brands I GBP	Equity	Global Large-Cap Blend Equity	3.30

## Contact Us

If you have any queries, or require any further information, please contact your financial adviser.

Morningstar Investment Management Europe Ltd  
1 Oliver's Yard  
55-71 City Road  
London  
EC1Y 1HQ

Email: [UKmanagedportfolios@morningstar.com](mailto:UKmanagedportfolios@morningstar.com)  
Telephone: 020 3107 2930  
Website: <https://mp.morningstar.com>

A fund may not be available on all platforms and hence it is not always possible for us to replicate the model portfolios through all platforms. In this case, different funds will be used and weightings may also differ for portfolio construction reasons.

## Risk Warnings

Unless stated otherwise, all data and information is presented at 30/04/2025. Past performance is not a guide to future returns. The value of investments may go down as well as up and investors may not get back the amount invested. The portfolio shown has similar investment objectives and strategies as the portfolio recommended to individual clients by their financial adviser; however, may not contain the same securities that are currently underlying the portfolio provided to individual clients. Specific securities mentioned should not be viewed as a recommendation to buy or sell such securities. Due to platform requirements, cash allocations may differ per platform.

There is no guarantee that a diversified portfolio will enhance overall returns or will outperform a non-diversified portfolio. Neither diversification nor asset allocation ensure a profit or guarantee against loss. It is important to note that investments in mutual funds involve risk, including as a result of market and general economic conditions, and will not always be profitable.

## Morningstar Equity Style Box\*

The Morningstar Style Box is a nine-square grid that illustrates the investment style of a security. Size (large, mid, or small) is displayed along the vertical axis and style is displayed along the horizontal axis. The "value" and "growth" investment styles are common to both stocks and funds. For stocks, the central column of the Style Box represents the "core" style. Few or no funds contain only stocks with extreme value-growth orientations, and both value and growth managers often hold core stocks for diversification or other reasons. Therefore, for funds, the central column represents the "blend" style (a mixture of growth and value stocks or mostly core stocks).

## Morningstar Investment Management Europe Ltd

The Governed Portfolios are available to Aviva Life Services UK Ltd however managed by Morningstar Investment Management Europe Ltd on a discretionary basis. Morningstar Investment Management Europe Ltd is authorised and regulated by the UK Financial Conduct Authority to provide services to Professional clients and is the entity providing the discretionary management services. The Governed Portfolios are intended for citizens or legal residents of the United Kingdom. These portfolios can only be made available through the use of an Investment Adviser appropriately authorised and regulated by the Financial Conduct Authority.

The Morningstar name and logo are registered trademarks of Morningstar, Inc, the parent company of Morningstar Investment Management Europe Ltd. This document includes proprietary materials of Morningstar. Reproduction, transcription, or other use, by any means, in whole or in part, without the prior written consent of Morningstar is prohibited. The information, data, and analyses presented herein do not constitute investment advice; are provided as of the date written and are not warranted to be correct, complete or accurate. The statistics noted are derived from the holdings and statistics of the funds underlying this Governed Portfolio. The data used to formulate the portfolio statistics is from information contained in Morningstar Inc's database on the underlying funds as of the month end date listed; therefore the information may not be reflective of the portfolio's current holdings and/or statistics.

The allocations shown within this report are subject to change without notice. A Portfolio Rationale document will be issued to the adviser in any instance where a change has been made to the portfolio.

For more information about Morningstar Wealth please click here or visit: <https://bit.ly/MSWEMEADisclaimers>.

# Governed Portfolio - Adventurous Growth

Factsheet 30/04/2025

## Investment Objective

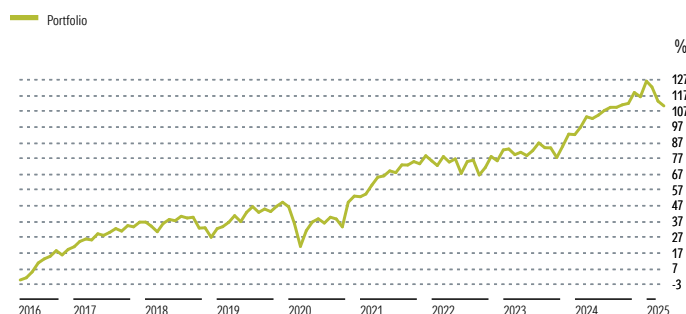
The Portfolio aims to provide capital growth over the long term. The portfolio is managed with the aim of remaining within a fee cap (comprising the ongoing charge figure of the underlying funds and the annual management charge) of 50 basis points. The portfolio is actively managed and invests predominantly in equities to a maximum of 100%. The portfolio primarily invests in passive funds, but it will also have exposure to active funds if the managers believe value can be added within the portfolio's fee constraints. Positions in fixed income, property and alternative asset classes may also be included.

## Portfolio Details

Minimum Investment	Platform Dependent
Inception/Launch date	16 May 2016
Investment Manager	Morningstar Investment Management Europe Ltd
Annual Management Charge	0.15%

## Investment Growth

Time Period: 16/05/2016 to 30/04/2025

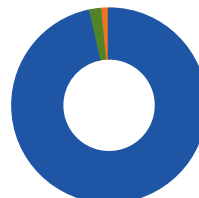


## Portfolio Returns

As Of Date: 30/04/2025

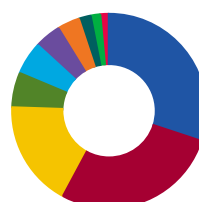
Trailing Returns %	1Month	3M	YTD	2024	2023	2022	Since Inception
Portfolio	-1.42	-6.93	-2.66	12.32	9.61	-1.78	110.42
Year on Year Returns %	01/05/2024 - 30/04/2025	01/05/2023 - 30/04/2024	01/05/2022 - 30/04/2023	01/05/2021 - 30/04/2022	01/05/2020 - 30/04/2021		
Portfolio	3.94	11.82	3.55	5.83	25.83		

## Asset Allocation



	%
Equity	96.50
Cash & Cash Equivalents	2.00
Fixed Income	1.50
Total	100.00

## Asset Class Breakdown

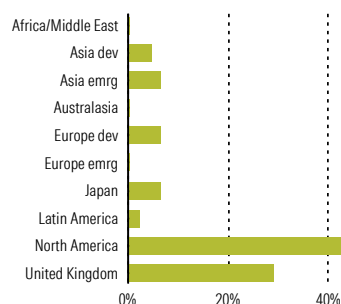


	%
North American Equity	30.10
UK Equity	27.80
Global Equity	17.65
Japan Equity	5.80
Asia Dev ex Japan Equity	5.50
China Equity	4.40
Emerging Markets Equity	3.65
Cash & Cash Equivalents	2.00
European Equity	1.60
Global Bond	1.50
Total	100.00

## Returns Disclosure

The trailing returns shown are cumulative and year-on-year returns show complete 12-month periods. All performance is shown net of the holdings' management fees, however do not include the fees charged by Morningstar Investment Management Europe Ltd, or Aviva or the financial adviser. The actual performance experienced will therefore be lower once these charges have been taken into account. The returns are calculated through Morningstar Direct, are provided for illustrative purposes only and should not be viewed as the performance of an actual account. Past performance is not a guide to future returns.

## Equity Regional Exposure % (Look Through)



## Equity Sector Exposure % (Look Through)

Financial Services	17.28
Technology	15.09
Healthcare	12.58
Industrials	12.53
Consumer Cyclical	10.58
Consumer Defensive	9.65
Communication Services	6.39
Energy	5.00
Utilities	4.86
Basic Materials	3.62
Real Estate	2.42

## Morningstar Equity Style Box\* (Look Through)

Portfolio Date: 30/04/2025

Value	Blend	Growth	Large	Mid	Small	MarketCap	%
26.5	26.9	18.1				Market Cap Giant	40.75
5.1	8.7	4.2				Market Cap Large	30.64
3.7	4.5	2.4				Market Cap Mid	18.05
						Market Cap Small	8.45
						Market Cap Micro	2.11

\*(see page 2 for explanation)

# Governed Portfolio - Adventurous Growth



Factsheet 30/04/2025

## Top Ten Holdings

	Broad Asset Class	Morningstar Category	Portfolio Weighting %
HSBC American Index C Acc	Equity	US Large-Cap Blend Equity	18.10
Fidelity Index UK P Acc	Equity	UK Large-Cap Equity	13.95
Vanguard FTSE UK All Share Index Unit Trls Plc Acc	Equity	UK Large-Cap Equity	8.85
iShares Japan Equity Index (UK) H Acc	Equity	Japan Large-Cap Equity	5.80
Dimensional US Sm Company GBP Acc	Equity	US Small-Cap Equity	5.50
L&G UK Mid Cap Index C Acc	Equity	UK Mid-Cap Equity	5.00
Fidelity Index US P Acc	Equity	US Large-Cap Blend Equity	4.00
FTF ClearBridge Global Infrs Inc W Acc	Equity	Sector Equity Infrastructure	3.75
Trojan Global Income O Acc	Equity	Global Equity Income	3.50
Morgan Stanley UK Global Brands I GBP	Equity	Global Large-Cap Blend Equity	3.30

A fund may not be available on all platforms and hence it is not always possible for us to replicate the model portfolios through all platforms. In this case, different funds will be used and weightings may also differ for portfolio construction reasons.

## Risk Warnings

Unless stated otherwise, all data and information is presented at 30/04/2025. Past performance is not a guide to future returns. The value of investments may go down as well as up and investors may not get back the amount invested. The portfolio shown has similar investment objectives and strategies as the portfolio recommended to individual clients by their financial adviser; however, may not contain the same securities that are currently underlying the portfolio provided to individual clients. Specific securities mentioned should not be viewed as a recommendation to buy or sell such securities. Due to platform requirements, cash allocations may differ per platform.

There is no guarantee that a diversified portfolio will enhance overall returns or will outperform a non-diversified portfolio. Neither diversification nor asset allocation ensure a profit or guarantee against loss. It is important to note that investments in mutual funds involve risk, including as a result of market and general economic conditions, and will not always be profitable.

## Morningstar Equity Style Box\*

The Morningstar Style Box is a nine-square grid that illustrates the investment style of a security. Size (large, mid, or small) is displayed along the vertical axis and style is displayed along the horizontal axis. The "value" and "growth" investment styles are common to both stocks and funds. For stocks, the central column of the Style Box represents the "core" style. Few or no funds contain only stocks with extreme value-growth orientations, and both value and growth managers often hold core stocks for diversification or other reasons. Therefore, for funds, the central column represents the "blend" style (a mixture of growth and value stocks or mostly core stocks).

## Contact Us

If you have any queries, or require any further information, please contact your financial adviser.

Morningstar Investment Management Europe Ltd  
1 Oliver's Yard  
55-71 City Road  
London  
EC1Y 1HQ

Email: [UKmanagedportfolios@morningstar.com](mailto:UKmanagedportfolios@morningstar.com)  
Telephone: 020 3107 2930  
Website: <https://mp.morningstar.com>

## Morningstar Investment Management Europe Ltd

The Governed Portfolios are available to Aviva Life Services UK Ltd however managed by Morningstar Investment Management Europe Ltd on a discretionary basis. Morningstar Investment Management Europe Ltd is authorised and regulated by the UK Financial Conduct Authority to provide services to Professional clients and is the entity providing the discretionary management services. The Governed Portfolios are intended for citizens or legal residents of the United Kingdom. These portfolios can only be made available through the use of an Investment Adviser appropriately authorised and regulated by the Financial Conduct Authority.

The Morningstar name and logo are registered trademarks of Morningstar, Inc, the parent company of Morningstar Investment Management Europe Ltd. This document includes proprietary materials of Morningstar. Reproduction, transcription, or other use, by any means, in whole or in part, without the prior written consent of Morningstar is prohibited. The information, data, and analyses presented herein do not constitute investment advice; are provided as of the date written and are not warranted to be correct, complete or accurate. The statistics noted are derived from the holdings and statistics of the funds underlying this Governed Portfolio. The data used to formulate the portfolio statistics is from information contained in Morningstar Inc's database on the underlying funds as of the month end date listed; therefore the information may not be reflective of the portfolio's current holdings and/or statistics.

The allocations shown within this report are subject to change without notice. A Portfolio Rationale document will be issued to the adviser in any instance where a change has been made to the portfolio.

For more information about Morningstar Wealth please click here or visit: <https://bit.ly/MSWEMEADisclaimers>.

# Governed Portfolio - Moderately Cautious Income

Factsheet 30/04/2025

## Investment Objective

The Portfolio aims to provide a sustainable income that can grow over time. The portfolio is managed with the aim of remaining within a fee cap (comprising the ongoing charge figure of the underlying funds and the annual management charge) of 60 basis points. The portfolio also aims to provide capital growth over the medium term. The portfolio is actively managed primarily investing in passive funds within the core asset classes of equity, fixed income and property. The portfolio may also have exposure to active funds if the managers believe value can be added within the fee constraints. Smaller positions in alternative asset classes may be included for diversification purposes. We set a maximum equity weighting of 50% for this risk profile.

## Portfolio Details

Minimum Investment	Platform Dependent
Inception/Launch date	31 March 2017
Investment Manager	Morningstar Investment Management Europe Ltd
Annual Management Charge	0.15%
Yield	4.69%*

\*Based on the weighted historical 12 month yield of the selected funds assuming a static asset allocation. This figure may include estimated yields for funds launched less than 12 months ago so is provided for illustrative purposes only and subject to change.

## Investment Growth

Time Period: 31/03/2017 to 30/04/2025



## Portfolio Returns

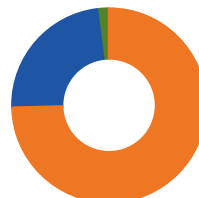
As Of Date: 30/04/2025

Trailing Returns %	1Month	3M	YTD	2024	2023	2022	Since Inception
Portfolio	0.66	0.88	2.75	4.20	5.75	-7.48	23.69

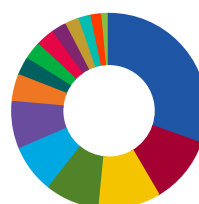
Year on Year Returns %	01/05/2024 - 30/04/2025	01/05/2023 - 30/04/2024	01/05/2022 - 30/04/2023	01/05/2021 - 30/04/2022	01/05/2020 - 30/04/2021
Portfolio	7.15	3.27	-1.95	-0.31	9.11

## Asset Allocation



	%
Fixed Income	74.60
Equity	23.40
Cash & Cash Equivalents	2.00
Total	100.00

## Asset Class Breakdown

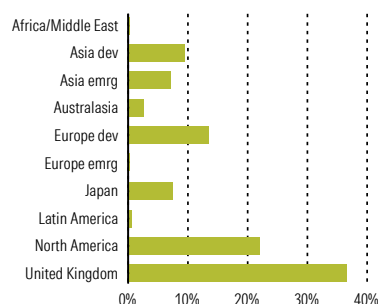


	%
GBP Corporate Bond	30.50
Global High Yield Bond	11.10
Global Emerging Markets Bond	10.00
Other Bond	9.00
UK Gilts	8.00
UK Equity	7.90
Global Equity	4.50
Global Corporate Bond	3.00
Property Other	3.00
UK Inflation-Linked Bond	3.00
Other Equity	2.50
Asia Dev ex Japan Equity	2.25
Cash & Cash Equivalents	2.00
China Equity	1.75
Japan Equity	1.50
Total	100.00

## Returns Disclosure

The trailing returns shown are cumulative and year-on-year returns show complete 12-month periods. All performance is shown net of the holdings' management fees, however do not include the fees charged by Morningstar Investment Management Europe Ltd, or Aviva or the financial adviser. The actual performance experienced will therefore be lower once these charges have been taken into account. The returns are calculated through Morningstar Direct, are provided for illustrative purposes only and should not be viewed as the performance of an actual account. Past performance is not a guide to future returns.

## Equity Regional Exposure % (Look Through)



## Equity Sector Exposure % (Look Through)

Utilities	22.08
Real Estate	15.03
Financial Services	13.09
Industrials	10.34
Consumer Defensive	8.99
Energy	7.31
Communication Services	5.93
Consumer Cyclical	5.92
Basic Materials	4.38
Healthcare	3.57
Technology	3.35

## Morningstar Equity Style Box\* (Look Through)

Portfolio Date: 30/04/2025

Value	Blend	Growth	Large	Mid	Small	MarketCap	%
33.4	20.4	6.5				Market Cap Giant	25.97
10.7	15.3	6.3				Market Cap Large	34.09
2.8	4.0	0.6				Market Cap Mid	32.57
						Market Cap Small	6.80
						Market Cap Micro	0.56

\*(see page 2 for explanation)

# Governed Portfolio - Moderately Cautious Income



Factsheet 30/04/2025

## Top Ten Holdings

	Broad Asset Class	Morningstar Category	Portfolio Weighting %
Fidelity Short Dated Crprate Bd W Inc	Fixed Income	GBP Corporate Bond - Short Term	14.00
Vanguard U.S. Govt Bd Idx Ins Pl £ H Dis	Fixed Income	Other Bond	9.00
Fidelity Moneybuilder Corp Bd W-INC-GBP	Fixed Income	GBP Corporate Bond	8.50
iShares UK Gilts All Stks Idx (UK) D Inc	Fixed Income	GBP Government Bond	8.00
iShares Corporate Bond Index (UK) H Inc	Fixed Income	GBP Corporate Bond	8.00
L&G EM Govt Bond Lcl Ccy Index I Inc	Fixed Income	Global Emerging Markets Bond - Local Currency	6.00
Vanguard FTSE UK Eq Inc Idx Ins Pl £ Inc	Equity	UK Equity Income	5.90
FTF ClearBridge Global Infrasn Inc WInc	Equity	Sector Equity Infrastructure	4.50
AXA Global High Yield Z Gross Inc	Fixed Income	Global High Yield Bond - GBP Hedged	4.30
Vanguard Emerging Mkts Bd Inv GBP H Inc	Fixed Income	Global Emerging Markets Bond - GBP Hedged	4.00

A fund may not be available on all platforms and hence it is not always possible for us to replicate the model portfolios through all platforms. In this case, different funds will be used and weightings may also differ for portfolio construction reasons.

## Risk Warnings

Unless stated otherwise, all data and information is presented at 30/04/2025. Past performance is not a guide to future returns. The value of investments may go down as well as up and investors may not get back the amount invested. The portfolio shown has similar investment objectives and strategies as the portfolio recommended to individual clients by their financial adviser; however, may not contain the same securities that are currently underlying the portfolio provided to individual clients. Specific securities mentioned should not be viewed as a recommendation to buy or sell such securities. Due to platform requirements, cash allocations may differ per platform.

There is no guarantee that a diversified portfolio will enhance overall returns or will outperform a non-diversified portfolio. Neither diversification nor asset allocation ensure a profit or guarantee against loss. It is important to note that investments in mutual funds involve risk, including as a result of market and general economic conditions, and will not always be profitable.

## Morningstar Equity Style Box\*

The Morningstar Style Box is a nine-square grid that illustrates the investment style of a security. Size (large, mid, or small) is displayed along the vertical axis and style is displayed along the horizontal axis. The "value" and "growth" investment styles are common to both stocks and funds. For stocks, the central column of the Style Box represents the "core" style. Few or no funds contain only stocks with extreme value-growth orientations, and both value and growth managers often hold core stocks for diversification or other reasons. Therefore, for funds, the central column represents the "blend" style (a mixture of growth and value stocks or mostly core stocks).

## Contact Us

If you have any queries, or require any further information, please contact your financial adviser.

Morningstar Investment Management Europe Ltd  
1 Oliver's Yard  
55-71 City Road  
London  
EC1Y 1HQ

Email: [UKmanagedportfolios@morningstar.com](mailto:UKmanagedportfolios@morningstar.com)  
Telephone: 020 3107 2930  
Website: <https://mp.morningstar.com>

## Morningstar Investment Management Europe Ltd

The Governed Portfolios are available to Aviva Life Services UK Ltd however managed by Morningstar Investment Management Europe Ltd on a discretionary basis. Morningstar Investment Management Europe Ltd is authorised and regulated by the UK Financial Conduct Authority to provide services to Professional clients and is the entity providing the discretionary management services. The Governed Portfolios are intended for citizens or legal residents of the United Kingdom. These portfolios can only be made available through the use of an Investment Adviser appropriately authorised and regulated by the Financial Conduct Authority.

The Morningstar name and logo are registered trademarks of Morningstar, Inc, the parent company of Morningstar Investment Management Europe Ltd. This document includes proprietary materials of Morningstar. Reproduction, transcription, or other use, by any means, in whole or in part, without the prior written consent of Morningstar is prohibited. The information, data, and analyses presented herein do not constitute investment advice; are provided as of the date written and are not warranted to be correct, complete or accurate. The statistics noted are derived from the holdings and statistics of the funds underlying this Governed Portfolio. The data used to formulate the portfolio statistics is from information contained in Morningstar Inc's database on the underlying funds as of the month end date listed; therefore the information may not be reflective of the portfolio's current holdings and/or statistics.

The allocations shown within this report are subject to change without notice. A Portfolio Rationale document will be issued to the adviser in any instance where a change has been made to the portfolio.

For more information about Morningstar Wealth please click here or visit: <https://bit.ly/MSWEMEADisclaimers>.

