

# **Morningstar MPS – Governed Range**

## **Monthly Factsheets**

For Professional Clients only

---

Morningstar Investment Management Europe Ltd  
1 Oliver's Yard,  
55-71 City Road,  
London  
EC1Y 1HQ  
Tel: +44 (0) 20 3107 2930  
Fax: +44 (0) 20 3107 0001  
Web: <https://mp.morningstar.com>  
Email: [UKManagedPortfolios@morningstar.com](mailto:UKManagedPortfolios@morningstar.com)

# Governed Portfolio - Cautious Growth

available on the Aviva Platform

Factsheet 30/04/2024

## Investment Objective

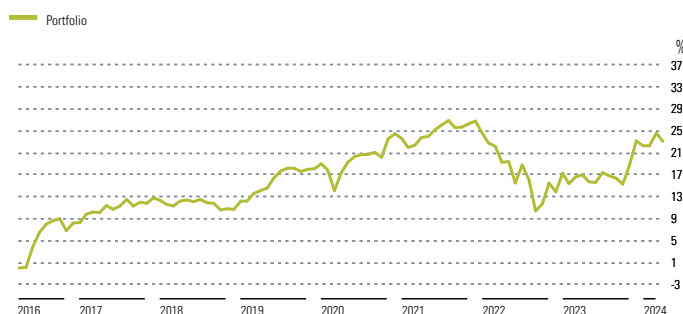
The Portfolio aims to provide some capital growth whilst focusing on capital preservation over the short to medium term. The portfolio is managed with the aim of remaining within a fee cap (comprising the ongoing charge figure of the underlying funds and the portfolio-management fee) of 50 basis points. The portfolio is actively managed and primarily invests in equities and fixed-income assets, with a notable bias towards more-defensive assets. The portfolio primarily invests in passive funds, but it will also have exposure to active funds if the managers believe value can be added within the portfolio's fee constraints. Positions in alternative asset classes may be included for diversification purposes. We set a maximum equity weighting of 30% for this risk profile.

## Portfolio Details

Minimum Investment	Platform dependent
Inception/Launch date	16 May 2016
Investment Manager	Morningstar Investment Management Europe Ltd
Annual Management Charge	0.15%

## Investment Growth

Time Period: 16/05/2016 to 30/04/2024



## Portfolio Returns


As Of Date: 30/04/2024

Trailing Returns %	1Month	3M	YTD	2023	2022	2021	Since Inception
Portfolio	-1.27	0.59	-0.10	8.19	-10.17	1.79	23.06

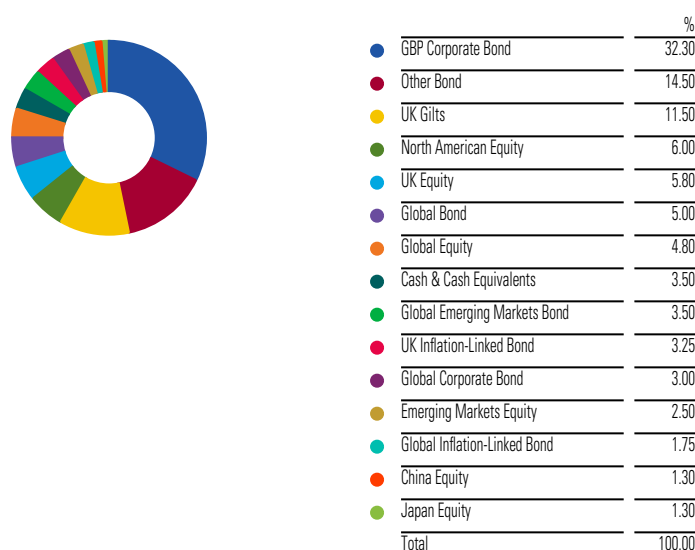
  

Year on Year Returns %	01/05/2023 - 30/04/2024	01/05/2022 - 30/04/2023	01/05/2021 - 30/04/2022	01/05/2020 - 30/04/2021	01/05/2019 - 30/04/2020
Portfolio	5.16	-1.90	-3.67	5.53	2.80

## Asset Allocation



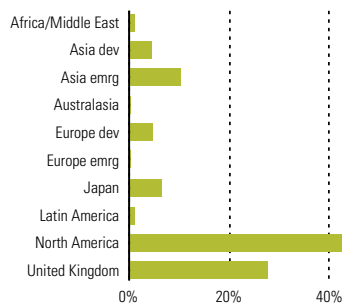
## Asset Class Breakdown



## Returns Disclosure

The trailing returns shown are cumulative and year-on-year returns show complete 12-month periods. All performance is shown net of the holdings' management fees, however do not include the fees charged by Morningstar Investment Management Europe Ltd, or Aviva or the financial adviser. The actual performance experienced will therefore be lower once these charges have been taken into account. The returns are calculated through Morningstar Direct, are provided for illustrative purposes only and should not be viewed as the performance of an actual account. Past performance is not a guide to future returns.

## Equity Regional Exposure % (Look Through)



## Equity Sector Exposure % (Look Through)

Healthcare	17.25
Technology	15.26
Financial Services	15.05
Industrials	11.61
Consumer Defensive	10.80
Consumer Cyclical	10.37
Energy	5.60
Communication Services	5.47
Basic Materials	4.41
Utilities	2.23
RealEstate	1.96

## Morningstar Equity Style Box (Look Through)\*

Portfolio Date: 30/04/2024

Value	Blend	Growth	MarketCap	%
21.9	27.8	26.8	Market Cap	
3.9	8.1	3.7	Market Cap Giant	42.28
2.8	3.4	1.7	Market Cap Large	34.12
			Market Cap Mid	15.66
			Market Cap Small	5.81
			Market Cap Micro	2.13

\*(see page 2 for explanation)

# Governed Portfolio - Cautious Growth

## available on the Aviva Platform



Factsheet 30/04/2024

### Top Ten Holdings

	Broad Asset Class	Morningstar Category	Portfolio Weighting %
BlackRock Corporate Bond 1-10 Year D Acc	Fixed Income	GBP Corporate Bond	17.80
Vanguard U.S. Govt Bd Idx £ H Acc	Fixed Income	Other Bond	12.00
Allianz Gilt Yield I Inc	Fixed Income	GBP Government Bond	11.50
Fidelity Short Dated Crprate Bd W Acc	Fixed Income	GBP Corporate Bond - Short Term	9.00
Fidelity Index UK P Acc	Equity	UK Large-Cap Equity	5.80
Royal London Corporate Bond Z Inc	Fixed Income	GBP Corporate Bond	5.50
PIMCO GIS Glb Bd Instl GBPH Acc	Fixed Income	Global Bond - GBP Hedged	5.00
HSBC American Index C Acc	Equity	US Large-Cap Blend Equity	4.75
Royal London Short Term Money Mkt Y Acc	Cash & Cash Equivalents	GBP Money Market - Short Term	3.50
Barings EM Local Debt C GBP UnH Acc	Fixed Income	Global Emerging Markets Bond - Local Currency	3.50

### Contact Us

If you have any queries, or require any further information, please contact your financial adviser.

Morningstar Investment Management Europe Ltd  
1 Oliver's Yard  
55-71 City Road  
London  
EC1Y 1HQ

Email: [governedportfolios@morningstar.com](mailto:governedportfolios@morningstar.com)  
Telephone: 020 3107 2930  
Website: <https://mp.morningstar.com>

### Risk Warnings

Unless stated otherwise, all data and information is presented at 30/04/2024. Past performance is not a guide to future returns. The value of investments may go down as well as up and investors may not get back the amount invested. Specific securities mentioned should not be viewed as a recommendation to buy or sell such securities. There is no guarantee that a diversified portfolio will enhance overall returns or will outperform a non-diversified portfolio. Neither diversification nor asset allocation ensure a profit or guarantee against loss. It is important to note that investments in mutual funds involve risk, including as a result of market and general economic conditions, and will not always be profitable.

### Morningstar Equity Style Box

The Morningstar Style Box is a nine-square grid that illustrates the investment style of a security. Size (large, mid, or small) is displayed along the vertical axis and style is displayed along the horizontal axis. The "value" and "growth" investment styles are common to both stocks and funds. For stocks, the central column of the Style Box represents the "core" style. Few or no funds contain only stocks with extreme value-growth orientations, and both value and growth managers often hold core stocks for diversification or other reasons. Therefore, for funds, the central column represents the "blend" style (a mixture of growth and value stocks or mostly core stocks).

### Morningstar Investment Management Europe Ltd

The Governed Portfolios are exclusive to Aviva Life Services UK Ltd and managed by Morningstar Investment Management Europe Ltd on a discretionary basis in line with the mandate prescribed by Aviva. Morningstar Investment Management Europe Ltd is authorised and regulated by the UK Financial Conduct Authority to provide services to Professional clients and is the entity providing the discretionary management services. The Governed Portfolios are intended for citizens or legal residents of the United Kingdom. These portfolios can only be made available through the use of an Investment Adviser appropriately authorised and regulated by the Financial Conduct Authority.

The Morningstar name and logo are registered trademarks of Morningstar, Inc, the parent company of Morningstar Investment Management Europe Ltd. This document includes proprietary materials of Morningstar. Reproduction, transcription, or other use, by any means, in whole or in part, without the prior written consent of Morningstar is prohibited. The information, data, and analyses presented herein do not constitute investment advice; are provided as of the date written and are not warranted to be correct, complete or accurate. The statistics noted are derived from the holdings and statistics of the funds underlying this Governed Portfolio. The data used to formulate the portfolio statistics is from information contained in Morningstar Inc's database on the underlying funds as of the month end date listed; therefore the information may not be reflective of the portfolio's current holdings and/or statistics.

The allocations shown within this report are subject to change without notice. A Portfolio Rationale document will be issued to the adviser in any instance where a change has been made to the portfolio.

For more information about Morningstar Wealth please visit: <https://mp-morningstar.com/Morningstar-Wealth-EMEA-Disclaimers>.

# Governed Portfolio - Moderately Cautious Growth available on the Aviva Platform

Factsheet 30/04/2024

## Investment Objective

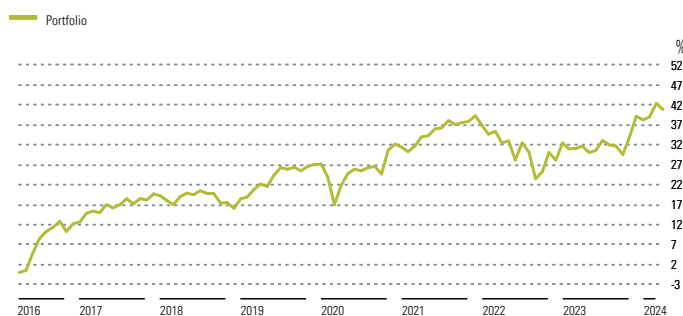
The Portfolio aims to provide a balance between capital growth and capital preservation over the medium term. The portfolio is managed with the aim of remaining within a fee cap (comprising the ongoing charge figure of the underlying funds and the annual management charge) of 50 basis points. The portfolio is actively managed and primarily invests in equities and fixed income assets, with a balance between equities and defensive assets. The portfolio primarily invests in passive funds, but it will also have exposure to active funds if the managers believe value can be added within the portfolio's fee constraints. Positions in alternative asset classes may be included for diversification purposes. We set a maximum equity weighting of 50% for this risk profile.

## Portfolio Details

Minimum Investment	Platform dependent
Inception/Launch date	16 May 2016
Investment Manager	Morningstar Investment Management Europe Ltd
Annual Management Charge	0.15%

## Investment Growth

Time Period: 16/05/2016 to 30/04/2024



## Portfolio Returns


As Of Date: 30/04/2024

Trailing Returns %	1Month	3M	YTD	2023	2022	2021	Since Inception
Portfolio	-1.07	1.83	1.19	8.59	-7.95	5.33	40.85

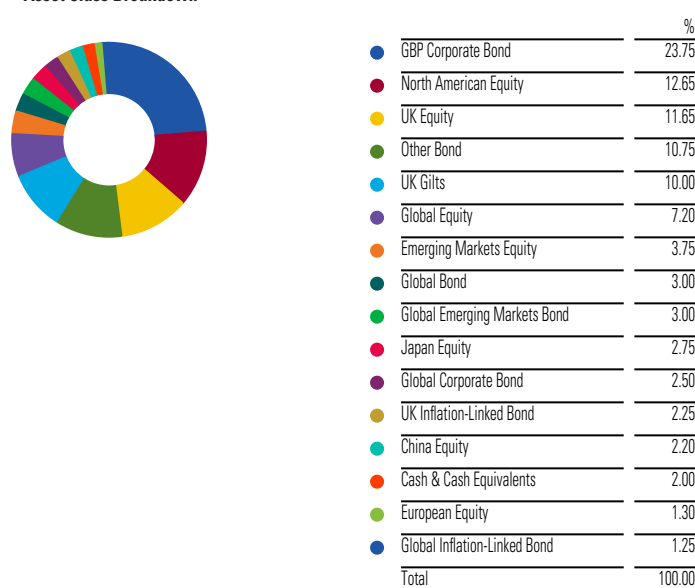
  

Year on Year Returns %	01/05/2023 - 30/04/2024	01/05/2022 - 30/04/2023	01/05/2021 - 30/04/2022	01/05/2020 - 30/04/2021	01/05/2019 - 30/04/2020
Portfolio	6.94	-0.58	-1.11	10.01	-0.30

## Asset Allocation



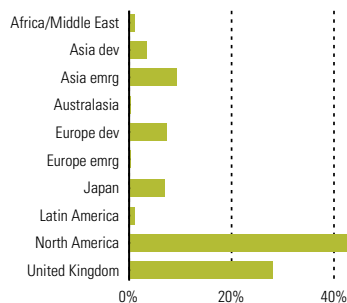
## Asset Class Breakdown



## Returns Disclosure

The trailing returns shown are cumulative and year-on-year returns show complete 12-month periods. All performance is shown net of the holdings' management fees, however do not include the fees charged by Morningstar Investment Management Europe Ltd, or Aviva or the financial adviser. The actual performance experienced will therefore be lower once these charges have been taken into account. The returns are calculated through Morningstar Direct, are provided for illustrative purposes only and should not be viewed as the performance of an actual account. Past performance is not a guide to future returns.

## Equity Regional Exposure % (Look Through)



## Equity Sector Exposure % (Look Through)

Technology	15.11
Financial Services	14.60
Healthcare	13.55
Industrials	12.74
Consumer Cyclical	11.28
Consumer Defensive	9.31
Communication Services	5.69
Energy	5.38
Utilities	5.14
Basic Materials	4.40
RealEstate	2.80

## Morningstar Equity Style Box (Look Through)\*

Portfolio Date: 30/04/2024

MarketCap	Value Blend			Growth	MarketCap
Market Cap Micro	19.8	25.4	25.4	Large	38.50
Market Cap Small	5.2	8.9	4.1	Mid	32.15
Market Cap Mid	3.8	5.1	2.3	Small	18.20
Market Cap Large					8.92
Market Cap Giant					2.22

\*(see page 2 for explanation)

# Governed Portfolio - Moderately Cautious Growth



## available on the Aviva Platform

Factsheet 30/04/2024

### Top Ten Holdings

	Broad Asset Class	Morningstar Category	Portfolio Weighting %
BlackRock Corporate Bond 1-10 Year D Acc	Fixed Income	GBP Corporate Bond	13.25
HSBC American Index C Acc	Equity	US Large-Cap Blend Equity	10.15
Allianz Gilt Yield I Inc	Fixed Income	GBP Government Bond	10.00
Fidelity Index UK P Acc	Equity	UK Large-Cap Equity	9.35
Vanguard U.S. Govt Bd Idx £ H Acc	Fixed Income	Other Bond	9.25
Fidelity Short Dated Crprate Bd W Acc	Fixed Income	GBP Corporate Bond - Short Term	6.00
Royal London Corporate Bond Z Inc	Fixed Income	GBP Corporate Bond	4.50
Vanguard Em Mkts Stk Idx £ Acc	Equity	Global Emerging Markets Equity	3.75
PIMCO GIS Glb Bd Instl GBPH Acc	Fixed Income	Global Bond - GBP Hedged	3.00
Barings EM Local Debt C GBP UnH Acc	Fixed Income	Global Emerging Markets Bond - Local Currency	3.00

### Contact Us

If you have any queries, or require any further information, please contact your financial adviser.

Morningstar Investment Management Europe Ltd  
1 Oliver's Yard  
55-71 City Road  
London  
EC1Y 1HQ

Email: [governedportfolios@morningstar.com](mailto:governedportfolios@morningstar.com)  
Telephone: 020 3107 2930  
Website: <https://mp.morningstar.com>

### Risk Warnings

Unless stated otherwise, all data and information is presented at 30/04/2024. Past performance is not a guide to future returns. The value of investments may go down as well as up and investors may not get back the amount invested. Specific securities mentioned should not be viewed as a recommendation to buy or sell such securities. There is no guarantee that a diversified portfolio will enhance overall returns or will outperform a non-diversified portfolio. Neither diversification nor asset allocation ensure a profit or guarantee against loss. It is important to note that investments in mutual funds involve risk, including as a result of market and general economic conditions, and will not always be profitable.

### Morningstar Equity Style Box

The Morningstar Style Box is a nine-square grid that illustrates the investment style of a security. Size (large, mid, or small) is displayed along the vertical axis and style is displayed along the horizontal axis. The "value" and "growth" investment styles are common to both stocks and funds. For stocks, the central column of the Style Box represents the "core" style. Few or no funds contain only stocks with extreme value-growth orientations, and both value and growth managers often hold core stocks for diversification or other reasons. Therefore, for funds, the central column represents the "blend" style (a mixture of growth and value stocks or mostly core stocks).

### Morningstar Investment Management Europe Ltd

The Governed Portfolios are exclusive to Aviva Life Services UK Ltd and managed by Morningstar Investment Management Europe Ltd on a discretionary basis in line with the mandate prescribed by Aviva. Morningstar Investment Management Europe Ltd is authorised and regulated by the UK Financial Conduct Authority to provide services to Professional clients and is the entity providing the discretionary management services. The Governed Portfolios are intended for citizens or legal residents of the United Kingdom. These portfolios can only be made available through the use of an Investment Adviser appropriately authorised and regulated by the Financial Conduct Authority.

The Morningstar name and logo are registered trademarks of Morningstar, Inc, the parent company of Morningstar Investment Management Europe Ltd. This document includes proprietary materials of Morningstar. Reproduction, transcription, or other use, by any means, in whole or in part, without the prior written consent of Morningstar is prohibited. The information, data, and analyses presented herein do not constitute investment advice; are provided as of the date written and are not warranted to be correct, complete or accurate. The statistics noted are derived from the holdings and statistics of the funds underlying this Governed Portfolio. The data used to formulate the portfolio statistics is from information contained in Morningstar Inc's database on the underlying funds as of the month end date listed; therefore the information may not be reflective of the portfolio's current holdings and/or statistics.

The allocations shown within this report are subject to change without notice. A Portfolio Rationale document will be issued to the adviser in any instance where a change has been made to the portfolio.

For more information about Morningstar Wealth please visit: <https://mp-morningstar.com/Morningstar-Wealth-EMEA-Disclaimers>.

# Governed Portfolio - Moderate Growth

## available on the Aviva Platform

Factsheet 30/04/2024

### Investment Objective

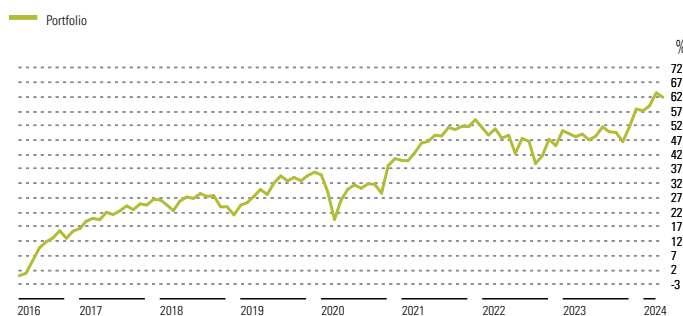
The Portfolio aims to provide capital growth and some capital preservation over the medium to long term. The portfolio is managed with the aim of remaining within a fee cap (comprising the ongoing charge figure of the underlying funds and the annual management charge) of 50 basis points. The portfolio is actively managed and primarily invests in equities and fixed income assets, with a moderate bias to equities. The portfolio primarily invests in passive funds, but it will also have exposure to active funds if the managers believe value can be added within the portfolio's fee constraints. Positions in alternative asset classes may be included for diversification purposes. We set a maximum equity weighting of 70% for this risk profile.

### Portfolio Details

Minimum Investment	Platform dependent
Inception/Launch date	16 May 2016
Investment Manager	Morningstar Investment Management Europe Ltd
Annual Management Charge	0.15%

### Investment Growth

Time Period: 16/05/2016 to 30/04/2024



### Portfolio Returns

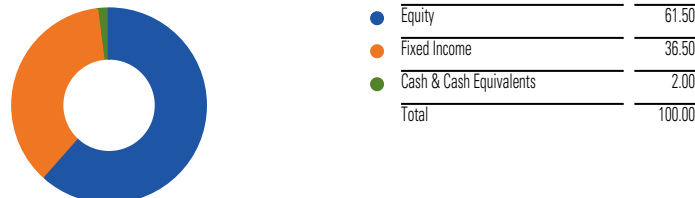
As Of Date: 30/04/2024

Trailing Returns %	1Month	3M	YTD	2023	2022	2021	Since Inception
Portfolio	-0.92	3.00	2.56	8.79	-5.83	9.55	61.87

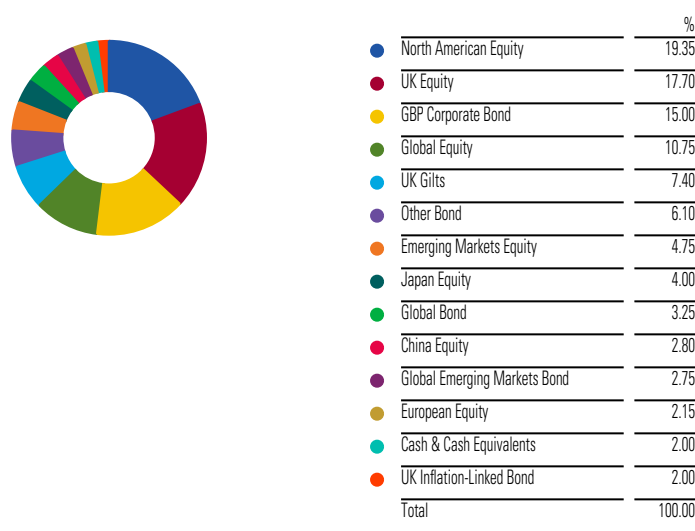
  

Year on Year Returns %	01/05/2023 - 30/04/2024	01/05/2022 - 30/04/2023	01/05/2021 - 30/04/2022	01/05/2020 - 30/04/2021	01/05/2019 - 30/04/2020
Portfolio	8.57	0.93	1.15	15.71	-2.85

### Asset Allocation



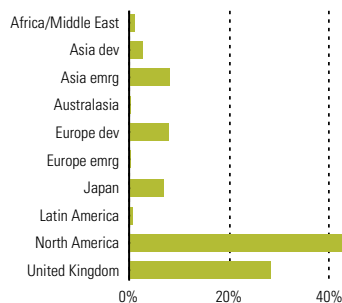
### Asset Class Breakdown



### Returns Disclosure

The trailing returns shown are cumulative and year-on-year returns show complete 12-month periods. All performance is shown net of the holdings' management fees, however do not include the fees charged by Morningstar Investment Management Europe Ltd, or Aviva or the financial adviser. The actual performance experienced will therefore be lower once these charges have been taken into account. The returns are calculated through Morningstar Direct, are provided for illustrative purposes only and should not be viewed as the performance of an actual account. Past performance is not a guide to future returns.

### Equity Regional Exposure % (Look Through)



### Equity Sector Exposure % (Look Through)

Financial Services	16.54
Technology	15.05
Healthcare	12.70
Industrials	12.61
Consumer Cyclical	11.22
Consumer Defensive	9.10
Communication Services	5.90
Energy	5.17
Utilities	4.65
Basic Materials	4.29
RealEstate	2.77

### Morningstar Equity Style Box (Look Through)\*

Portfolio Date: 30/04/2024

MarketCap	Value Blend			Growth	MarketCap	%
Market Cap Giant	19.5	24.5	26.3	Large	38.55	
Market Cap Large	5.1	8.9	4.4	Mid	31.82	
Market Cap Mid	3.7	5.3	2.3	Small	18.33	
Market Cap Small					9.13	
Market Cap Micro					2.18	

\*(see page 2 for explanation)

# Governed Portfolio - Moderate Growth available on the Aviva Platform



Factsheet 30/04/2024

## Top Ten Holdings

	Broad Asset Class	Morningstar Category	Portfolio Weighting %
HSBC American Index C Acc	Equity	US Large-Cap Blend Equity	14.25
Fidelity Index UK P Acc	Equity	UK Large-Cap Equity	9.00
BlackRock Corporate Bond 1-10 Year D Acc	Fixed Income	GBP Corporate Bond	8.50
Allianz Gilt Yield I Inc	Fixed Income	GBP Government Bond	7.40
Vanguard U.S. Govt Bd Idx £ H Acc	Fixed Income	Other Bond	6.10
Vanguard FTSE UK All Shr Idx Unit TrfAcc	Equity	UK Large-Cap Equity	5.00
Vanguard Em Mkts Stk Idx £ Acc	Equity	Global Emerging Markets Equity	4.75
iShares Japan Equity Index (UK) H Acc	Equity	Japan Large-Cap Equity	4.00
L&G UK Mid Cap Index I Acc	Equity	UK Mid-Cap Equity	3.70
Dimensional US Sm Company GBP Acc	Equity	US Small-Cap Equity	3.60

## Contact Us

If you have any queries, or require any further information, please contact your financial adviser.

Morningstar Investment Management Europe Ltd  
1 Oliver's Yard  
55-71 City Road  
London  
EC1Y 1HQ

Email: [governedportfolios@morningstar.com](mailto:governedportfolios@morningstar.com)  
Telephone: 020 3107 2930  
Website: <https://mp.morningstar.com>

## Risk Warnings

Unless stated otherwise, all data and information is presented at 30/04/2024. Past performance is not a guide to future returns. The value of investments may go down as well as up and investors may not get back the amount invested. Specific securities mentioned should not be viewed as a recommendation to buy or sell such securities. There is no guarantee that a diversified portfolio will enhance overall returns or will outperform a non-diversified portfolio. Neither diversification nor asset allocation ensure a profit or guarantee against loss. It is important to note that investments in mutual funds involve risk, including as a result of market and general economic conditions, and will not always be profitable.

## Morningstar Equity Style Box

The Morningstar Style Box is a nine-square grid that illustrates the investment style of a security. Size (large, mid, or small) is displayed along the vertical axis and style is displayed along the horizontal axis. The "value" and "growth" investment styles are common to both stocks and funds. For stocks, the central column of the Style Box represents the "core" style. Few or no funds contain only stocks with extreme value-growth orientations, and both value and growth managers often hold core stocks for diversification or other reasons. Therefore, for funds, the central column represents the "blend" style (a mixture of growth and value stocks or mostly core stocks).

## Morningstar Investment Management Europe Ltd

The Governed Portfolios are exclusive to Aviva Life Services UK Ltd and managed by Morningstar Investment Management Europe Ltd on a discretionary basis in line with the mandate prescribed by Aviva. Morningstar Investment Management Europe Ltd is authorised and regulated by the UK Financial Conduct Authority to provide services to Professional clients and is the entity providing the discretionary management services. The Governed Portfolios are intended for citizens or legal residents of the United Kingdom. These portfolios can only be made available through the use of an Investment Adviser appropriately authorised and regulated by the Financial Conduct Authority.

The Morningstar name and logo are registered trademarks of Morningstar, Inc, the parent company of Morningstar Investment Management Europe Ltd. This document includes proprietary materials of Morningstar. Reproduction, transcription, or other use, by any means, in whole or in part, without the prior written consent of Morningstar is prohibited. The information, data, and analyses presented herein do not constitute investment advice; are provided as of the date written and are not warranted to be correct, complete or accurate. The statistics noted are derived from the holdings and statistics of the funds underlying this Governed Portfolio. The data used to formulate the portfolio statistics is from information contained in Morningstar Inc's database on the underlying funds as of the month end date listed; therefore the information may not be reflective of the portfolio's current holdings and/or statistics.

The allocations shown within this report are subject to change without notice. A Portfolio Rationale document will be issued to the adviser in any instance where a change has been made to the portfolio.

For more information about Morningstar Wealth please visit: <https://mp-morningstar.com/Morningstar-Wealth-EMEA-Disclaimers>.

# Governed Portfolio - Moderately Adventurous Growth

## available on the Aviva Platform

Factsheet 30/04/2024

### Investment Objective

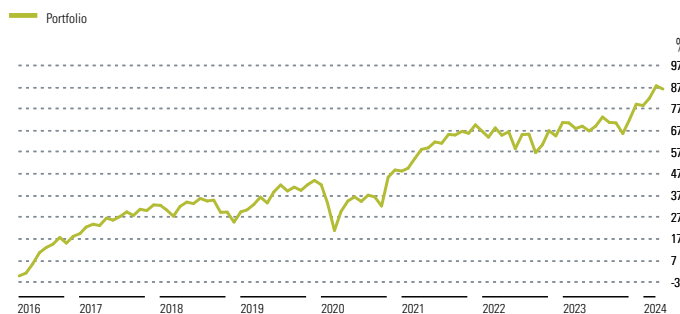
The Portfolio aims to provide capital growth over the long term. The portfolio is managed with the aim of remaining within a fee cap (comprising the ongoing charge figure of the underlying funds as well as the annual management charge) of 50 basis points. The portfolio is actively managed and primarily invests in equities and fixed income assets, with a bias to equities. The portfolio primarily invests in passive funds, but it will also have exposure to active funds if the managers believe value can be added within the portfolio's fee constraints. Positions in alternative asset classes may be included for diversification purposes. We set a maximum equity weighting of 90% for this risk profile.

### Portfolio Details

Minimum Investment	Platform dependent
Inception/Launch date	16 May 2016
Investment Manager	Morningstar Investment Management Europe Ltd
Annual Management Charge	0.15%

### Investment Growth

Time Period: 16/05/2016 to 30/04/2024



### Portfolio Returns

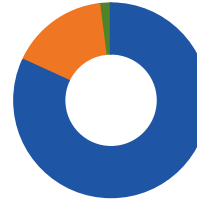
As Of Date: 30/04/2024

Trailing Returns %	1Month	3M	YTD	2023	2022	2021	Since Inception
Portfolio	-0.78	4.29	3.95	8.87	-3.03	14.02	86.13

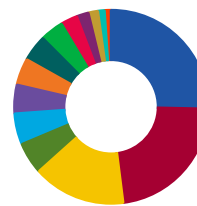
Year on Year Returns %	01/05/2023 - 30/04/2024	01/05/2022 - 30/04/2023	01/05/2021 - 30/04/2022	01/05/2020 - 30/04/2021	01/05/2019 - 30/04/2020
Portfolio	10.11	2.57	4.09	22.05	-4.86

### Asset Allocation



	%
Equity	81.85
Fixed Income	16.15
Cash & Cash Equivalents	2.00
<b>Total</b>	<b>100.00</b>

### Asset Class Breakdown

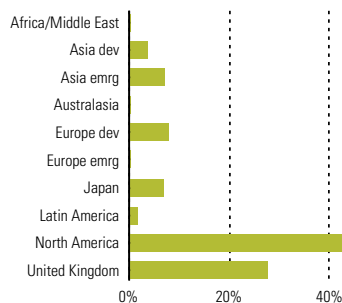


	%
North American Equity	25.40
UK Equity	22.70
Global Equity	15.35
GBP Corporate Bond	5.30
Japan Equity	5.20
UK Gilts	4.80
Emerging Markets Equity	4.45
China Equity	4.40
Other Bond	3.85
European Equity	2.80
Cash & Cash Equivalents	2.00
Asia Dev ex Japan Equity	1.55
Global Bond	1.10
Global Emerging Markets Bond	1.10
<b>Total</b>	<b>100.00</b>

### Returns Disclosure

The trailing returns shown are cumulative and year-on-year returns show complete 12-month periods. All performance is shown net of the holdings' management fees, however do not include the fees charged by Morningstar Investment Management Europe Ltd, or Aviva or the financial adviser. The actual performance experienced will therefore be lower once these charges have been taken into account. The returns are calculated through Morningstar Direct, are provided for illustrative purposes only and should not be viewed as the performance of an actual account. Past performance is not a guide to future returns.

### Equity Regional Exposure % (Look Through)



### Equity Sector Exposure % (Look Through)

Financial Services	16.48
Technology	14.61
Healthcare	13.53
Industrials	12.68
Consumer Cyclical	11.02
Consumer Defensive	9.17
Communication Services	5.86
Energy	5.06
Utilities	4.61
Basic Materials	4.33
RealEstate	2.64

### Morningstar Equity Style Box (Look Through)\*

Portfolio Date: 30/04/2024

Value	Blend	Growth	MarketCap	%
20.1	24.4	26.5	Market Cap	
4.9	9.0	4.4	Market Cap Giant	38.80
			Market Cap Large	32.26
			Market Cap Mid	18.26
3.5	4.9	2.2	Market Cap Small	8.55
			Market Cap Micro	2.14

\*(see page 2 for explanation)



# Governed Portfolio - Moderately Adventurous Growth

## available on the Aviva Platform



Factsheet 30/04/2024

### Top Ten Holdings

	Broad Asset Class	Morningstar Category	Portfolio Weighting %
HSBC American Index C Acc	Equity	US Large-Cap Blend Equity	14.50
Fidelity Index UK P Acc	Equity	UK Large-Cap Equity	11.50
Vanguard FTSE UK All Shr Idx Unit TrfAcc	Equity	UK Large-Cap Equity	7.20
iShares Japan Equity Index (UK) H Acc	Equity	Japan Large-Cap Equity	5.20
Allianz Gilt Yield I Inc	Fixed Income	GBP Government Bond	4.80
Dimensional US Sm Company GBP Acc	Equity	US Small-Cap Equity	4.70
L&G UK Mid Cap Index I Acc	Equity	UK Mid-Cap Equity	4.00
Fidelity Index US P Acc	Equity	US Large-Cap Blend Equity	3.95
Vanguard U.S. Govt Bd Idx £ H Acc	Fixed Income	Other Bond	3.85
Morgan Stanley UK Global Brands I GBP	Equity	Global Large-Cap Blend Equity	3.80

### Contact Us

If you have any queries, or require any further information, please contact your financial adviser.

Morningstar Investment Management Europe Ltd  
1 Oliver's Yard  
55-71 City Road  
London  
EC1Y 1HQ

Email: [governedportfolios@morningstar.com](mailto:governedportfolios@morningstar.com)  
Telephone: 020 3107 2930  
Website: <https://mp.morningstar.com>

### Risk Warnings

Unless stated otherwise, all data and information is presented at 30/04/2024. Past performance is not a guide to future returns. The value of investments may go down as well as up and investors may not get back the amount invested. Specific securities mentioned should not be viewed as a recommendation to buy or sell such securities. There is no guarantee that a diversified portfolio will enhance overall returns or will outperform a non-diversified portfolio. Neither diversification nor asset allocation ensure a profit or guarantee against loss. It is important to note that investments in mutual funds involve risk, including as a result of market and general economic conditions, and will not always be profitable.

### Morningstar Equity Style Box

The Morningstar Style Box is a nine-square grid that illustrates the investment style of a security. Size (large, mid, or small) is displayed along the vertical axis and style is displayed along the horizontal axis. The "value" and "growth" investment styles are common to both stocks and funds. For stocks, the central column of the Style Box represents the "core" style. Few or no funds contain only stocks with extreme value-growth orientations, and both value and growth managers often hold core stocks for diversification or other reasons. Therefore, for funds, the central column represents the "blend" style (a mixture of growth and value stocks or mostly core stocks).

### Morningstar Investment Management Europe Ltd

The Governed Portfolios are exclusive to Aviva Life Services UK Ltd and managed by Morningstar Investment Management Europe Ltd on a discretionary basis in line with the mandate prescribed by Aviva. Morningstar Investment Management Europe Ltd is authorised and regulated by the UK Financial Conduct Authority to provide services to Professional clients and is the entity providing the discretionary management services. The Governed Portfolios are intended for citizens or legal residents of the United Kingdom. These portfolios can only be made available through the use of an Investment Adviser appropriately authorised and regulated by the Financial Conduct Authority.

The Morningstar name and logo are registered trademarks of Morningstar, Inc, the parent company of Morningstar Investment Management Europe Ltd. This document includes proprietary materials of Morningstar. Reproduction, transcription, or other use, by any means, in whole or in part, without the prior written consent of Morningstar is prohibited. The information, data, and analyses presented herein do not constitute investment advice; are provided as of the date written and are not warranted to be correct, complete or accurate. The statistics noted are derived from the holdings and statistics of the funds underlying this Governed Portfolio. The data used to formulate the portfolio statistics is from information contained in Morningstar Inc's database on the underlying funds as of the month end date listed; therefore the information may not be reflective of the portfolio's current holdings and/or statistics.

The allocations shown within this report are subject to change without notice. A Portfolio Rationale document will be issued to the adviser in any instance where a change has been made to the portfolio.

For more information about Morningstar Wealth please visit: <https://mp-morningstar.com/Morningstar-Wealth-EMEA-Disclaimers>.

# Governed Portfolio - Adventurous Growth

## available on the Aviva Platform

Factsheet 30/04/2024

### Investment Objective

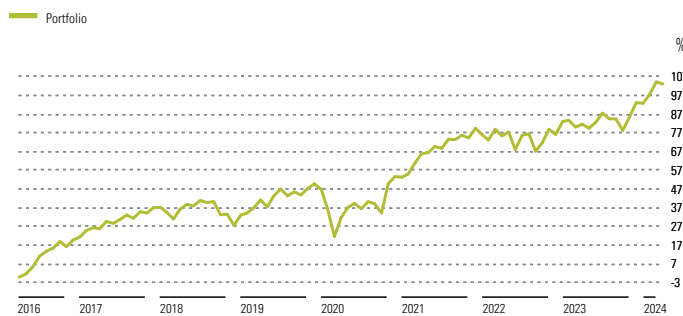
The Portfolio aims to provide capital growth over the long term. The portfolio is managed with the aim of remaining within a fee cap (comprising the ongoing charge figure of the underlying funds and the annual management charge) of 50 basis points. The portfolio is actively managed and invests predominantly in equities to a maximum of 100%. The portfolio primarily invests in passive funds, but it will also have exposure to active funds if the managers believe value can be added within the portfolio's fee constraints. Positions in fixed income, property and alternative asset classes may also be included.

### Portfolio Details

Minimum Investment	Platform dependent
Inception/Launch date	16 May 2016
Investment Manager	Morningstar Investment Management Europe Ltd
Annual Management Charge	0.15%

### Investment Growth

Time Period: 16/05/2016 to 30/04/2024



### Portfolio Returns


As Of Date: 30/04/2024

Trailing Returns %	1Month	3M	YTD	2023	2022	2021	Since Inception
Portfolio	-0.54	5.34	5.19	9.61	-1.78	16.71	103.11

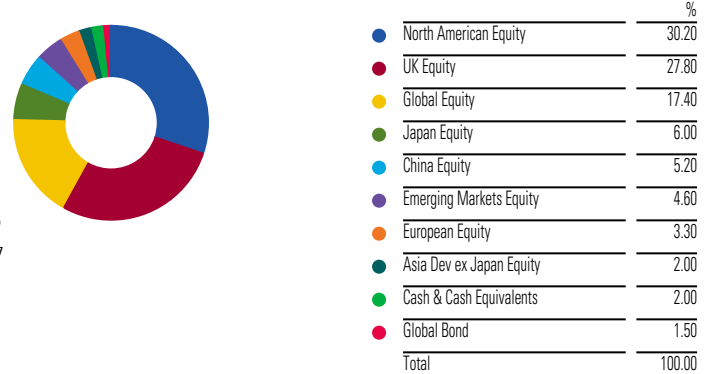
  

Year on Year Returns %	01/05/2023 - 30/04/2024	01/05/2022 - 30/04/2023	01/05/2021 - 30/04/2022	01/05/2020 - 30/04/2021	01/05/2019 - 30/04/2020
Portfolio	11.82	3.55	5.83	25.83	-6.72

### Asset Allocation



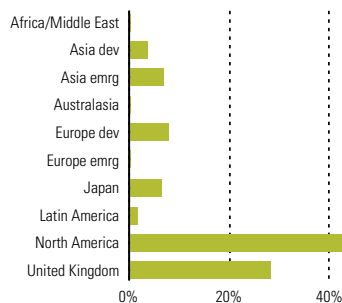
### Asset Class Breakdown



### Returns Disclosure

The trailing returns shown are cumulative and year-on-year returns show complete 12-month periods. All performance is shown net of the holdings' management fees, however do not include the fees charged by Morningstar Investment Management Europe Ltd, or Aviva or the financial adviser. The actual performance experienced will therefore be lower once these charges have been taken into account. The returns are calculated through Morningstar Direct, are provided for illustrative purposes only and should not be viewed as the performance of an actual account. Past performance is not a guide to future returns.

### Equity Regional Exposure % (Look Through)



### Equity Sector Exposure % (Look Through)

Financial Services	16.33
Technology	14.42
Healthcare	13.97
Industrials	12.59
Consumer Cyclical	10.99
Consumer Defensive	8.80
Communication Services	5.88
Energy	5.14
Utilities	4.82
Basic Materials	4.36
RealEstate	2.69

### Morningstar Equity Style Box (Look Through)\*

Portfolio Date: 30/04/2024

Value	Blend	Growth	MarketCap	%
20.2	23.9	26.7	Market Cap	
5.1	9.1	4.5	Market Cap Giant	38.73
3.5	4.9	2.2	Market Cap Large	32.09
			Market Cap Mid	18.52
			Market Cap Small	8.60
			Market Cap Micro	2.07

\*(see page 2 for explanation)

# Governed Portfolio - Adventurous Growth

## available on the Aviva Platform



Factsheet 30/04/2024

### Top Ten Holdings

	Broad Asset Class	Morningstar Category	Portfolio Weighting %
HSBC American Index C Acc	Equity	US Large-Cap Blend Equity	18.10
Fidelity Index UK P Acc	Equity	UK Large-Cap Equity	13.95
Vanguard FTSE UK All Shr Idx Unit TrfAcc	Equity	UK Large-Cap Equity	8.85
iShares Japan Equity Index (UK) H Acc	Equity	Japan Large-Cap Equity	6.00
Dimensional US Sm Company GBP Acc	Equity	US Small-Cap Equity	5.30
L&G UK Mid Cap Index I Acc	Equity	UK Mid-Cap Equity	5.00
Morgan Stanley UK Global Brands I GBP	Equity	Global Large-Cap Blend Equity	4.25
L&G Global Health & Pharma Index I Acc	Equity	Sector Equity Healthcare	4.00
Fidelity Index US P Acc	Equity	US Large-Cap Blend Equity	3.80
FTF ClearBridge Global Infrs Inc WAcc	Equity	Sector Equity Infrastructure	3.75

### Contact Us

If you have any queries, or require any further information, please contact your financial adviser.

Morningstar Investment Management Europe Ltd  
1 Oliver's Yard  
55-71 City Road  
London  
EC1Y 1HQ

Email: [governedportfolios@morningstar.com](mailto:governedportfolios@morningstar.com)  
Telephone: 020 3107 2930  
Website: <https://mp.morningstar.com>

### Risk Warnings

Unless stated otherwise, all data and information is presented at 30/04/2024. Past performance is not a guide to future returns. The value of investments may go down as well as up and investors may not get back the amount invested. Specific securities mentioned should not be viewed as a recommendation to buy or sell such securities. There is no guarantee that a diversified portfolio will enhance overall returns or will outperform a non-diversified portfolio. Neither diversification nor asset allocation ensure a profit or guarantee against loss. It is important to note that investments in mutual funds involve risk, including as a result of market and general economic conditions, and will not always be profitable.

### Morningstar Equity Style Box

The Morningstar Style Box is a nine-square grid that illustrates the investment style of a security. Size (large, mid, or small) is displayed along the vertical axis and style is displayed along the horizontal axis. The "value" and "growth" investment styles are common to both stocks and funds. For stocks, the central column of the Style Box represents the "core" style. Few or no funds contain only stocks with extreme value-growth orientations, and both value and growth managers often hold core stocks for diversification or other reasons. Therefore, for funds, the central column represents the "blend" style (a mixture of growth and value stocks or mostly core stocks).

### Morningstar Investment Management Europe Ltd

The Governed Portfolios are exclusive to Aviva Life Services UK Ltd and managed by Morningstar Investment Management Europe Ltd on a discretionary basis in line with the mandate prescribed by Aviva. Morningstar Investment Management Europe Ltd is authorised and regulated by the UK Financial Conduct Authority to provide services to Professional clients and is the entity providing the discretionary management services. The Governed Portfolios are intended for citizens or legal residents of the United Kingdom. These portfolios can only be made available through the use of an Investment Adviser appropriately authorised and regulated by the Financial Conduct Authority.

The Morningstar name and logo are registered trademarks of Morningstar, Inc, the parent company of Morningstar Investment Management Europe Ltd. This document includes proprietary materials of Morningstar. Reproduction, transcription, or other use, by any means, in whole or in part, without the prior written consent of Morningstar is prohibited. The information, data, and analyses presented herein do not constitute investment advice; are provided as of the date written and are not warranted to be correct, complete or accurate. The statistics noted are derived from the holdings and statistics of the funds underlying this Governed Portfolio. The data used to formulate the portfolio statistics is from information contained in Morningstar Inc's database on the underlying funds as of the month end date listed; therefore the information may not be reflective of the portfolio's current holdings and/or statistics.

The allocations shown within this report are subject to change without notice. A Portfolio Rationale document will be issued to the adviser in any instance where a change has been made to the portfolio.

For more information about Morningstar Wealth please visit: <https://mp-morningstar.com/Morningstar-Wealth-EMEA-Disclaimers>.

# Governed Portfolio - Moderately Cautious Income available on the Aviva Platform

Factsheet 30/04/2024

## Investment Objective

The Portfolio aims to provide a sustainable income that can grow over time. The portfolio is managed with the aim of remaining within a fee cap (comprising the ongoing charge figure of the underlying funds and the annual management charge) of 60 basis points. The portfolio also aims to provide capital growth over the medium term. The portfolio is actively managed primarily investing in passive funds within the core asset classes of equity, fixed income and property. The portfolio may also have exposure to active funds if the managers believe value can be added within the fee constraints. Smaller positions in alternative asset classes may be included for diversification purposes. We set a maximum equity weighting of 50% for this risk profile.

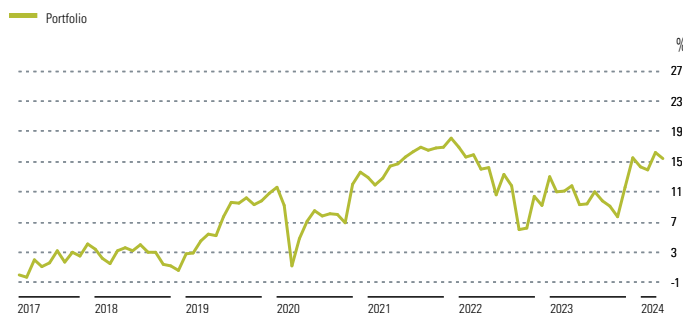
## Portfolio Details

Minimum Investment	Product specific
Inception/Launch date	31 March 2017
Investment Manager	Morningstar Investment Management Europe Ltd
Annual Management Charge	0.15%
Yield	4.46%*

\*Based on the weighted historical 12 month yield of the selected funds assuming a static asset allocation. This figure may include estimated yields for funds launched less than 12 months ago so is provided for illustrative purposes only and subject to change.

## Investment Growth

Time Period: 31/03/2017 to 30/04/2024




## Portfolio Returns

As Of Date: 30/04/2024

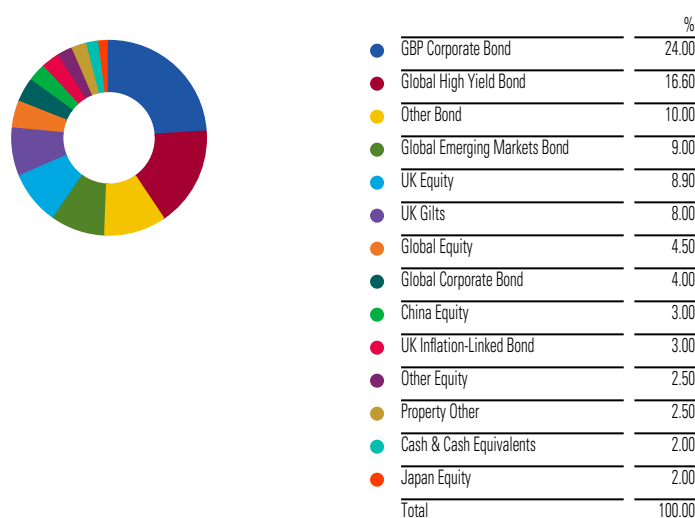
Trailing Returns %	1Month	3M	YTD	2023	2022	2021	Since Inception
Portfolio	-0.69	0.99	-0.09	5.75	-7.48	3.99	15.43

Year on Year Returns %	01/05/2023 - 30/04/2024	01/05/2022 - 30/04/2023	01/05/2021 - 30/04/2022	01/05/2020 - 30/04/2021	01/05/2019 - 30/04/2020
Portfolio	3.27	-1.95	-0.31	9.11	-0.55

## Asset Allocation



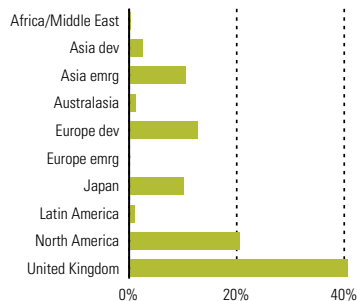
## Asset Class Breakdown



## Returns Disclosure

The trailing returns shown are cumulative and year-on-year returns show complete 12-month periods. All performance is shown net of the holdings' management fees, however do not include the fees charged by Morningstar Investment Management Europe Ltd, or Aviva or the financial adviser. The actual performance experienced will therefore be lower once these charges have been taken into account. The returns are calculated through Morningstar Direct, are provided for illustrative purposes only and should not be viewed as the performance of an actual account. Past performance is not a guide to future returns.

## Equity Regional Exposure % (Look Through)



## Equity Sector Exposure % (Look Through)

Utilities	22.89
Financial Services	14.03
RealEstate	13.87
Industrials	10.66
Consumer Defensive	8.29
Consumer Cyclical	7.44
Energy	6.71
Basic Materials	6.33
Communication Services	5.60
Healthcare	3.24
Technology	0.93

## Morningstar Equity Style Box (Look Through)\*

Portfolio Date: 30/04/2024

Value	Blend	Growth	MarketCap	%
32.3	21.5	5.0	Market Cap	
13.9	12.7	5.4	Market Cap Giant	18.12
4.6	3.1	1.3	Market Cap Large	40.51
			Market Cap Mid	32.26
			Market Cap Small	8.69
			Market Cap Micro	0.42

\*(see page 2 for explanation)

# Governed Portfolio - Moderately Cautious Income

## available on the Aviva Platform



Factsheet 30/04/2024

### Top Ten Holdings

	Broad Asset Class	Morningstar Category	Portfolio Weighting %
Vanguard U.S. Govt Bd Idx £ H Dist	Fixed Income	Other Bond	10.00
AXA Global High Yield Z Gross Inc	Fixed Income	Global High Yield Bond - GBP Hedged	8.30
Baillie Gifford High Yield Bond B Inc	Fixed Income	Global High Yield Bond - GBP Hedged	8.30
iShares UK Gilts All Stks Idx (UK) D Inc	Fixed Income	GBP Government Bond	8.00
Fidelity Sust MoneyBuilder Inc W-INC-GBP	Fixed Income	GBP Corporate Bond	8.00
Fidelity Short Dated Cprate Bd W Inc	Fixed Income	GBP Corporate Bond - Short Term	8.00
iShares Corporate Bond Index (UK) H Inc	Fixed Income	GBP Corporate Bond	8.00
Vanguard FTSE UK Eq Inc Idx £ Inc	Equity	UK Equity Income	6.40
L&G EM Govt Bond Lcl Ccy Index I Inc	Fixed Income	Global Emerging Markets Bond - Local Currency	6.00
FTF ClearBridge Global Infrs Inc Winc	Equity	Sector Equity Infrastructure	4.50

### Contact Us

If you have any queries, or require any further information, please contact your financial adviser.

Morningstar Investment Management Europe Ltd  
1 Oliver's Yard  
55-71 City Road  
London  
EC1Y 1HQ

Email: [governedportfolios@morningstar.com](mailto:governedportfolios@morningstar.com)  
Telephone: 020 3107 2930  
Website: <https://mp.morningstar.com>

### Risk Warnings

Unless stated otherwise, all data and information is presented at 30/04/2024. Past performance is not a guide to future returns. The value of investments may go down as well as up and investors may not get back the amount invested. Specific securities mentioned should not be viewed as a recommendation to buy or sell such securities. There is no guarantee that a diversified portfolio will enhance overall returns or will outperform a non-diversified portfolio. Neither diversification nor asset allocation ensure a profit or guarantee against loss. It is important to note that investments in mutual funds involve risk, including as a result of market and general economic conditions, and will not always be profitable.

### Morningstar Equity Style Box

The Morningstar Style Box is a nine-square grid that illustrates the investment style of a security. Size (large, mid, or small) is displayed along the vertical axis and style is displayed along the horizontal axis. The "value" and "growth" investment styles are common to both stocks and funds. For stocks, the central column of the Style Box represents the "core" style. Few or no funds contain only stocks with extreme value-growth orientations, and both value and growth managers often hold core stocks for diversification or other reasons. Therefore, for funds, the central column represents the "blend" style (a mixture of growth and value stocks or mostly core stocks).

### Morningstar Investment Management Europe Ltd

The Governed Portfolios are exclusive to Aviva Life Services UK Ltd and managed by Morningstar Investment Management Europe Ltd on a discretionary basis in line with the mandate prescribed by Aviva. Morningstar Investment Management Europe Ltd is authorised and regulated by the UK Financial Conduct Authority to provide services to Professional clients and is the entity providing the discretionary management services. The Governed Portfolios are intended for citizens or legal residents of the United Kingdom. These portfolios can only be made available through the use of an Investment Adviser appropriately authorised and regulated by the Financial Conduct Authority.

The Morningstar name and logo are registered trademarks of Morningstar, Inc, the parent company of Morningstar Investment Management Europe Ltd. This document includes proprietary materials of Morningstar. Reproduction, transcription, or other use, by any means, in whole or in part, without the prior written consent of Morningstar is prohibited. The information, data, and analyses presented herein do not constitute investment advice; are provided as of the date written and are not warranted to be correct, complete or accurate. The statistics noted are derived from the holdings and statistics of the funds underlying this Governed Portfolio. The data used to formulate the portfolio statistics is from information contained in Morningstar Inc's database on the underlying funds as of the month end date listed; therefore the information may not be reflective of the portfolio's current holdings and/or statistics.

The allocations shown within this report are subject to change without notice. A Portfolio Rationale document will be issued to the adviser in any instance where a change has been made to the portfolio.

For more information about Morningstar Wealth please visit: <https://mp-morningstar.com/Morningstar-Wealth-EMEA-Disclaimers>.



1 Oliver's Yard,  
55-71 City Road,  
London EC1Y 1HQ

Tel: +44 (0) 20 3107 2930  
Fax: +44 (0) 20 3107 0001

UKManagedPortfolios@morningstar.com  
<https://mp.morningstar.com>