

Morningstar MPS – Governed Range

Monthly Factsheets

For Professional Clients only

Morningstar Investment Management Europe Ltd
1 Oliver's Yard,
55-71 City Road,
London
EC1Y 1HQ
Tel: +44 (0) 20 3107 2930
Fax: +44 (0) 20 3107 0001
Web: <https://mp.morningstar.com>
Email: UKManagedPortfolios@morningstar.com

Governed Portfolio - Cautious Growth

available on the Aviva Platform

Factsheet 31/08/2022



Investment Objective

The Cautious Growth Portfolio aims to provide some capital growth whilst focusing on capital preservation over the short to medium term. The portfolio is managed with the aim of remaining within a fee cap (comprising the ongoing charge figure of the underlying funds and the annual management charge) of 50 basis points. The portfolio is actively managed and primarily invests in equities and fixed income assets, with a notable bias towards more defensive assets. The portfolio primarily invests in passive funds, but it will also have exposure to active funds if the managers believe value can be added within the portfolio's fee constraints. Positions in alternative asset classes may be included for diversification purposes. We set a maximum equity weighting of 30% for this risk profile.

Portfolio Details

Minimum Investment	Product specific
Inception/Launch date	16 May 2016
Investment Manager	Morningstar Investment Management Europe Ltd
Annual Management Charge	0.15%

Investment Growth

Time Period: 16/05/2016 to 31/08/2022



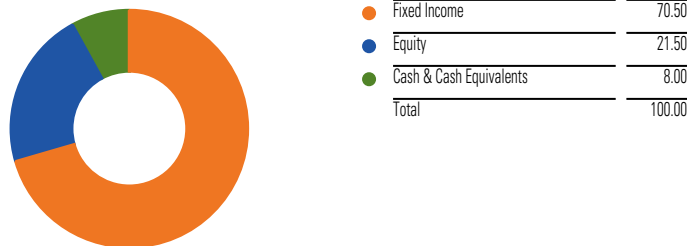
Portfolio Returns

As Of Date: 31/08/2022

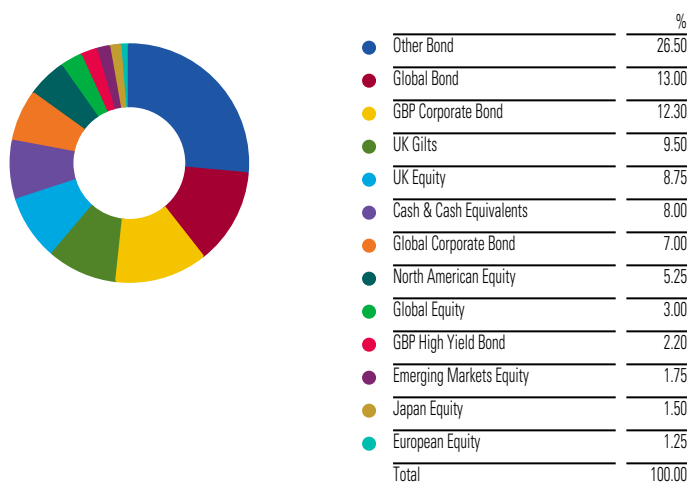
Trailing Returns %	1Month	3M	YTD	2021	2020	2019	Since Inception
Cautious Growth	-2.31	-2.79	-8.43	1.79	5.40	6.74	16.06

Year on Year Returns %	01/09/2021 - 31/08/2022	01/09/2020 - 31/08/2021	01/09/2019 - 31/08/2020	01/09/2018 - 31/08/2019	01/09/2017 - 31/08/2018
Cautious Growth	-8.55	5.11	2.17	5.60	-0.47

Asset Allocation



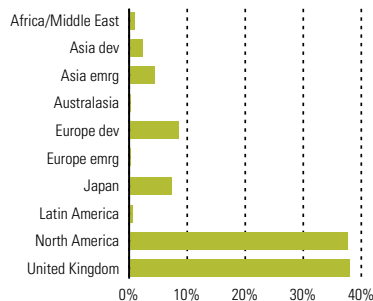
Asset Class Breakdown



Returns Disclosure

The trailing returns shown are cumulative and year-on-year returns show complete 12-month periods. All performance is shown net of the holdings' management fees, however do not include the fees charged by Morningstar Investment Management Europe Ltd, or Aviva or the financial adviser. The actual performance experienced will therefore be lower once these charges have been taken into account. The returns are calculated through Morningstar Direct, are provided for illustrative purposes only and should not be viewed as the performance of an actual account. Past performance is not a guide to future returns.

Equity Regional Exposure % (Look Through)



Equity Sector Exposure % (Look Through)

Financial Services	15.44
Technology	13.52
Consumer Defensive	13.20
Healthcare	12.98
Industrials	11.05
Consumer Cyclical	9.53
Basic Materials	6.60
Energy	6.31
Communication Services	6.15
Utilities	2.91
RealEstate	2.33

Morningstar Equity Style Box (Look Through)*

Portfolio Date: 31/08/2022

Value	Blend	Growth	MarketCap	%
19.0	27.4	24.3	Market Cap	
4.7	9.1	4.5	Market Cap Giant	42.66
3.5	5.0	2.3	Market Cap Large	28.40
			Market Cap Mid	18.15
			Market Cap Small	8.05
			Market Cap Micro	2.75

*(see page 2 for explanation)

Governed Portfolio - Cautious Growth available on the Aviva Platform



Factsheet 31/08/2022

Top Ten Holdings

	Broad Asset Class	Morningstar Category	Portfolio Weighting %
Vanguard U.S. Govt Bd Idx £ H Acc	Fixed Income	Other Bond	18.50
Allianz Gilt Yield I Inc	Fixed Income	GBP Government Bond	9.50
PIMCO GIS Glb Bd Instl GBPH Acc	Fixed Income	Global Bond - GBP Hedged	8.00
BlackRock Corporate Bond 1-10 Year D Acc	Fixed Income	GBP Corporate Bond	7.30
Robeco Global Credits IH GBP	Fixed Income	Global Corporate Bond - GBP Hedged	7.00
Fidelity Short Dated Crprate Bd W Acc	Fixed Income	GBP Corporate Bond - Short Term	5.00
Vanguard Glb Bd Idx £ H Acc	Fixed Income	Global Bond - GBP Hedged	5.00
Royal London Short Term Money Mkt Y Acc	Cash & Cash Equivalents	GBP Money Market - Short Term	4.50
Barings EM Local Debt C GBP Acc	Fixed Income	Other Bond	4.50
L&G UK 100 Index I Acc	Equity	UK Large-Cap Equity	4.50

Contact Us

If you have any queries, or require any further information, please contact your financial adviser.

Morningstar Investment Management Europe Ltd
1 Oliver's Yard
55-71 City Road
London
EC1Y 1HQ

Email: governedportfolios@morningstar.com
Telephone: 020 3107 2930
Website: <https://mp.morningstar.com>

Risk Warnings

Unless stated otherwise, all data and information is presented at 31/08/2022. Past performance is not a guide to future returns. The value of investments may go down as well as up and investors may not get back the amount invested. Specific securities mentioned should not be viewed as a recommendation to buy or sell such securities. There is no guarantee that a diversified portfolio will enhance overall returns or will outperform a non-diversified portfolio. Neither diversification nor asset allocation ensure a profit or guarantee against loss. It is important to note that investments in mutual funds involve risk, including as a result of market and general economic conditions, and will not always be profitable.

Morningstar Equity Style Box

The Morningstar Style Box is a nine-square grid that illustrates the investment style of a security. Size (large, mid, or small) is displayed along the vertical axis and style is displayed along the horizontal axis. The "value" and "growth" investment styles are common to both stocks and funds. For stocks, the central column of the Style Box represents the "core" style. Few or no funds contain only stocks with extreme value-growth orientations, and both value and growth managers often hold core stocks for diversification or other reasons. Therefore, for funds, the central column represents the "blend" style (a mixture of growth and value stocks or mostly core stocks).

Morningstar Investment Management Europe Ltd

The Governed Portfolios are exclusive to Aviva Life Services UK Ltd and managed by Morningstar Investment Management Europe Ltd on a discretionary basis in line with the mandate prescribed by Aviva. Morningstar Investment Management Europe Ltd is authorised and regulated by the UK Financial Conduct Authority to provide services to Professional clients and is the entity providing the discretionary management services. The Governed Portfolios are intended for citizens or legal residents of the United Kingdom. These portfolios can only be made available through the use of an Investment Adviser appropriately authorised and regulated by the Financial Conduct Authority.

The Morningstar name and logo are registered trademarks of Morningstar, Inc, the parent company of Morningstar Investment Management Europe Ltd. This document includes proprietary materials of Morningstar. Reproduction, transcription, or other use, by any means, in whole or in part, without the prior written consent of Morningstar is prohibited. The information, data, and analyses presented herein do not constitute investment advice; are provided as of the date written and are not warranted to be correct, complete or accurate. The statistics noted are derived from the holdings and statistics of the funds underlying this Governed Portfolio. The data used to formulate the portfolio statistics is from information contained in Morningstar Inc's database on the underlying funds as of the month end date listed; therefore the information may not be reflective of the portfolio's current holdings and/or statistics.

The allocations shown within this report are subject to change without notice. A Portfolio Rationale document will be issued to the adviser in any instance where a change has been made to the portfolio.

Governed Portfolio - Moderately Cautious Growth available on the Aviva Platform



Factsheet 31/08/2022

Investment Objective

The Moderately Cautious Growth Portfolio aims to provide a balance between capital growth and capital preservation over the medium term. The portfolio is managed with the aim of remaining within a fee cap (comprising the ongoing charge figure of the underlying funds and the annual management charge) of 50 basis points. The portfolio is actively managed and primarily invests in equities and fixed income assets, with a balance between equities and defensive assets. The portfolio primarily invests in passive funds, but it will also have exposure to active funds if the managers believe value can be added within the portfolio's fee constraints. Positions in alternative asset classes may be included for diversification purposes. We set a maximum equity weighting of 50% for this risk profile.

Portfolio Details

Minimum Investment	Product specific
Inception/Launch date	16 May 2016
Investment Manager	Morningstar Investment Management Europe Ltd
Annual Management Charge	0.15%

Investment Growth

Time Period: 16/05/2016 to 31/08/2022



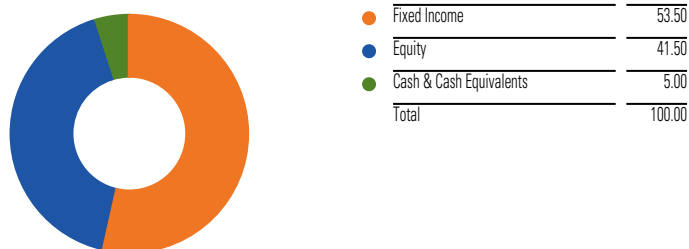
Portfolio Returns

As Of Date: 31/08/2022

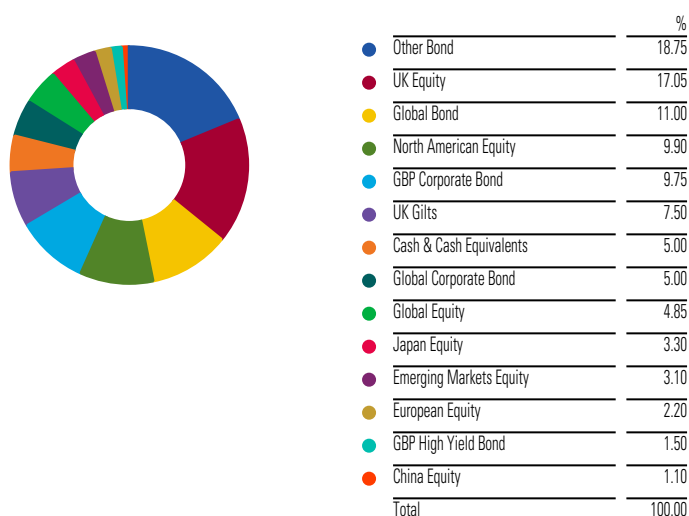
Trailing Returns %	1Month	3M	YTD	2021	2020	2019	Since Inception
Moderately Cautious Growth	-1.67	-2.07	-6.47	5.33	4.01	9.53	30.24

Year on Year Returns %	01/09/2021 - 31/08/2022	01/09/2020 - 31/08/2021	01/09/2019 - 31/08/2020	01/09/2018 - 31/08/2019	01/09/2017 - 31/08/2018
Moderately Cautious Growth	-5.69	9.37	0.29	5.07	1.13

Asset Allocation



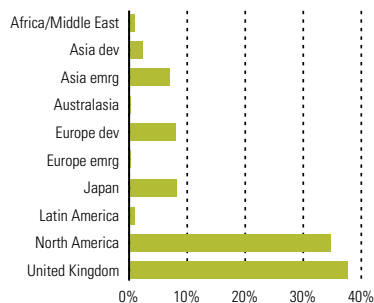
Asset Class Breakdown



Returns Disclosure

The trailing returns shown are cumulative and year-on-year returns show complete 12-month periods. All performance is shown net of the holdings' management fees, however do not include the fees charged by Morningstar Investment Management Europe Ltd, or Aviva or the financial adviser. The actual performance experienced will therefore be lower once these charges have been taken into account. The returns are calculated through Morningstar Direct, are provided for illustrative purposes only and should not be viewed as the performance of an actual account. Past performance is not a guide to future returns.

Equity Regional Exposure % (Look Through)



Equity Sector Exposure % (Look Through)

Financial Services	17.67
Technology	13.03
Healthcare	11.86
Consumer Defensive	11.65
Industrials	11.10
Consumer Cyclical	10.39
Basic Materials	6.41
Communication Services	6.33
Energy	6.00
Utilities	2.91
RealEstate	2.67

Morningstar Equity Style Box (Look Through)*

Portfolio Date: 31/08/2022

Value	Blend	Growth	MarketCap	%
19.7	26.6	23.9	Market Cap	
5.0	9.8	5.2	Market Cap Giant	42.29
3.1	4.5	2.3	Market Cap Large	28.19
			Market Cap Mid	19.75
			Market Cap Small	7.63
			Market Cap Micro	2.14

*(see page 2 for explanation)

Governed Portfolio - Moderately Cautious Growth

available on the Aviva Platform

Factsheet 31/08/2022



Top Ten Holdings

	Broad Asset Class	Morningstar Category	Portfolio Weighting %
Vanguard U.S. Govt Bd Idx £ H Acc	Fixed Income	Other Bond	12.25
L&G UK 100 Index I Acc	Equity	UK Large-Cap Equity	9.30
Allianz Gilt Yield I Inc	Fixed Income	GBP Government Bond	7.50
Vanguard U.S. Eq Idx £ Acc	Equity	US Large-Cap Blend Equity	7.00
BlackRock Corporate Bond 1-10 Year D Acc	Fixed Income	GBP Corporate Bond	6.50
PIMCO GIS Glb Bd Instl GBPH Acc	Fixed Income	Global Bond - GBP Hedged	6.00
Robeco Global Credits IH GBP	Fixed Income	Global Corporate Bond - GBP Hedged	5.00
Fidelity Index UK P Acc	Equity	UK Large-Cap Equity	4.00
Barings EM Local Debt C GBP Acc	Fixed Income	Other Bond	4.00
HSBC FTSE 250 Index C Acc	Equity	UK Mid-Cap Equity	3.75

Contact Us

If you have any queries, or require any further information, please contact your financial adviser.

Morningstar Investment Management Europe Ltd
1 Oliver's Yard
55-71 City Road
London
EC1Y 1HQ

Email: governedportfolios@morningstar.com
Telephone: 020 3107 2930
Website: <https://mp.morningstar.com>

Risk Warnings

Unless stated otherwise, all data and information is presented at 31/08/2022. Past performance is not a guide to future returns. The value of investments may go down as well as up and investors may not get back the amount invested. Specific securities mentioned should not be viewed as a recommendation to buy or sell such securities. There is no guarantee that a diversified portfolio will enhance overall returns or will outperform a non-diversified portfolio. Neither diversification nor asset allocation ensure a profit or guarantee against loss. It is important to note that investments in mutual funds involve risk, including as a result of market and general economic conditions, and will not always be profitable.

Morningstar Equity Style Box

The Morningstar Style Box is a nine-square grid that illustrates the investment style of a security. Size (large, mid, or small) is displayed along the vertical axis and style is displayed along the horizontal axis. The "value" and "growth" investment styles are common to both stocks and funds. For stocks, the central column of the Style Box represents the "core" style. Few or no funds contain only stocks with extreme value-growth orientations, and both value and growth managers often hold core stocks for diversification or other reasons. Therefore, for funds, the central column represents the "blend" style (a mixture of growth and value stocks or mostly core stocks).

Morningstar Investment Management Europe Ltd

The Governed Portfolios are exclusive to Aviva Life Services UK Ltd and managed by Morningstar Investment Management Europe Ltd on a discretionary basis in line with the mandate prescribed by Aviva. Morningstar Investment Management Europe Ltd is authorised and regulated by the UK Financial Conduct Authority to provide services to Professional clients and is the entity providing the discretionary management services. The Governed Portfolios are intended for citizens or legal residents of the United Kingdom. These portfolios can only be made available through the use of an Investment Adviser appropriately authorised and regulated by the Financial Conduct Authority.

The Morningstar name and logo are registered trademarks of Morningstar, Inc, the parent company of Morningstar Investment Management Europe Ltd. This document includes proprietary materials of Morningstar. Reproduction, transcription, or other use, by any means, in whole or in part, without the prior written consent of Morningstar is prohibited. The information, data, and analyses presented herein do not constitute investment advice; are provided as of the date written and are not warranted to be correct, complete or accurate. The statistics noted are derived from the holdings and statistics of the funds underlying this Governed Portfolio. The data used to formulate the portfolio statistics is from information contained in Morningstar Inc's database on the underlying funds as of the month end date listed; therefore the information may not be reflective of the portfolio's current holdings and/or statistics.

The allocations shown within this report are subject to change without notice. A Portfolio Rationale document will be issued to the adviser in any instance where a change has been made to the portfolio.

Governed Portfolio - Moderate Growth

available on the Aviva Platform

Factsheet 31/08/2022



Investment Objective

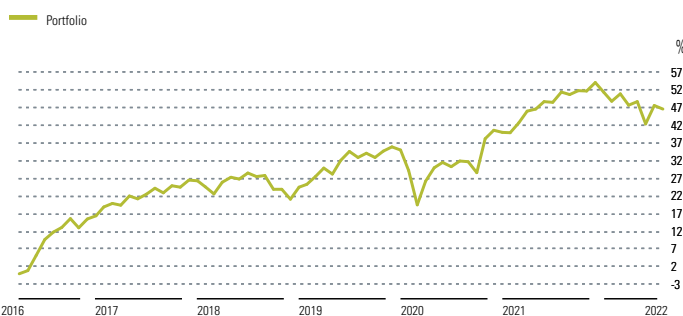
The Moderate Growth Portfolio aims to provide capital growth and some capital preservation over the medium to long term. The portfolio is managed with the aim of remaining within a fee cap (comprising the ongoing charge figure of the underlying funds and the annual management charge) of 50 basis points. The portfolio is actively managed and primarily invests in equities and fixed income assets, with a moderate bias to equities. The portfolio primarily invests in passive funds, but it will also have exposure to active funds if the managers believe value can be added within the portfolio's fee constraints. Positions in alternative asset classes may be included for diversification purposes. We set a maximum equity weighting of 70% for this risk profile.

Portfolio Details

Minimum Investment	Product specific
Inception/Launch date	16 May 2016
Investment Manager	Morningstar Investment Management Europe Ltd
Annual Management Charge	0.15%

Investment Growth

Time Period: 16/05/2016 to 31/08/2022

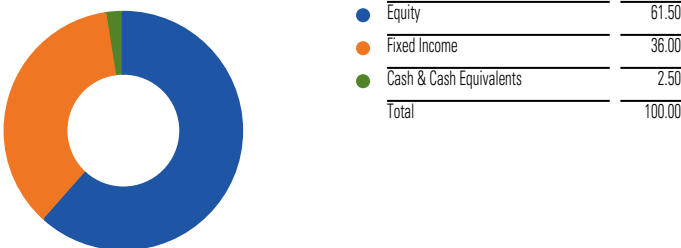


Portfolio Returns

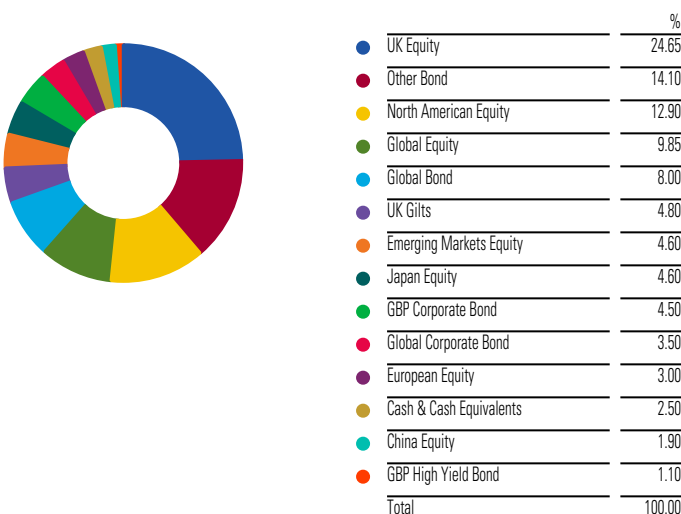
As Of Date: 31/08/2022

Trailing Returns %	1Month	3M	YTD	2021	2020	2019	Since Inception
Moderate Growth	-0.74	-1.46	-4.87	9.55	3.46	12.28	46.55
Year on Year Returns %	01/09/2021 - 31/08/2022	01/09/2020 - 31/08/2021	01/09/2019 - 31/08/2020	01/09/2018 - 31/08/2019	01/09/2017 - 31/08/2018		
Moderate Growth	-3.22	14.78	-0.75	4.21	2.69		

Asset Allocation



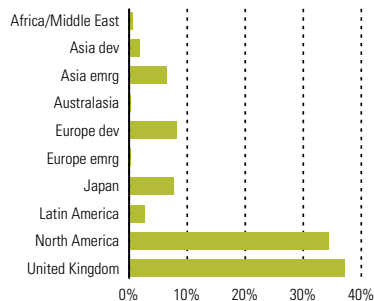
Asset Class Breakdown



Returns Disclosure

The trailing returns shown are cumulative and year-on-year returns show complete 12-month periods. All performance is shown net of the holdings' management fees, however do not include the fees charged by Morningstar Investment Management Europe Ltd, or Aviva or the financial adviser. The actual performance experienced will therefore be lower once these charges have been taken into account. The returns are calculated through Morningstar Direct, are provided for illustrative purposes only and should not be viewed as the performance of an actual account. Past performance is not a guide to future returns.

Equity Regional Exposure % (Look Through)



Equity Sector Exposure % (Look Through)

Financial Services	18.43
Technology	11.84
Consumer Defensive	11.46
Healthcare	11.27
Industrials	10.45
Consumer Cyclical	9.78
Energy	9.29
Basic Materials	6.28
Communication Services	5.98
Utilities	2.70
RealEstate	2.54

Morningstar Equity Style Box (Look Through)*

Portfolio Date: 31/08/2022

Value	Blend	Growth	MarketCap	%
21.2	26.8	23.1	Market Cap	
5.1	9.6	5.3	Market Cap Giant	42.57
2.8	3.9	2.1	Market Cap Large	28.91
			Market Cap Mid	19.84
			Market Cap Small	6.76
			Market Cap Micro	1.92

*(see page 2 for explanation)

Governed Portfolio - Moderate Growth

available on the Aviva Platform

Factsheet 31/08/2022



Top Ten Holdings

	Broad Asset Class	Morningstar Category	Portfolio Weighting %
L&G UK 100 Index I Acc	Equity	UK Large-Cap Equity	11.00
Fidelity Index UK P Acc	Equity	UK Large-Cap Equity	9.25
Vanguard U.S. Eq Idx £ Acc	Equity	US Large-Cap Blend Equity	9.00
Vanguard U.S. Govt Bd Idx £ H Acc	Fixed Income	Other Bond	9.00
Morgan Stanley UK Global Brands I GBP	Equity	Global Large-Cap Blend Equity	5.00
PIMCO GIS Glb Bd Instl GBPH Acc	Fixed Income	Global Bond - GBP Hedged	5.00
Allianz Gilt Yield I Inc	Fixed Income	GBP Government Bond	4.80
iShares Japan Equity Index (UK) H Acc	Equity	Japan Large-Cap Equity	4.60
BlackRock Corporate Bond 1-10 Year D Acc	Fixed Income	GBP Corporate Bond	4.50
HSBC FTSE 250 Index C Acc	Equity	UK Mid-Cap Equity	4.40

Contact Us

If you have any queries, or require any further information, please contact your financial adviser.

Morningstar Investment Management Europe Ltd
1 Oliver's Yard
55-71 City Road
London
EC1Y 1HQ

Email: governedportfolios@morningstar.com
Telephone: 020 3107 2930
Website: <https://mp.morningstar.com>

Risk Warnings

Unless stated otherwise, all data and information is presented at 31/08/2022. Past performance is not a guide to future returns. The value of investments may go down as well as up and investors may not get back the amount invested. Specific securities mentioned should not be viewed as a recommendation to buy or sell such securities. There is no guarantee that a diversified portfolio will enhance overall returns or will outperform a non-diversified portfolio. Neither diversification nor asset allocation ensure a profit or guarantee against loss. It is important to note that investments in mutual funds involve risk, including as a result of market and general economic conditions, and will not always be profitable.

Morningstar Equity Style Box

The Morningstar Style Box is a nine-square grid that illustrates the investment style of a security. Size (large, mid, or small) is displayed along the vertical axis and style is displayed along the horizontal axis. The "value" and "growth" investment styles are common to both stocks and funds. For stocks, the central column of the Style Box represents the "core" style. Few or no funds contain only stocks with extreme value-growth orientations, and both value and growth managers often hold core stocks for diversification or other reasons. Therefore, for funds, the central column represents the "blend" style (a mixture of growth and value stocks or mostly core stocks).

Morningstar Investment Management Europe Ltd

The Governed Portfolios are exclusive to Aviva Life Services UK Ltd and managed by Morningstar Investment Management Europe Ltd on a discretionary basis in line with the mandate prescribed by Aviva. Morningstar Investment Management Europe Ltd is authorised and regulated by the UK Financial Conduct Authority to provide services to Professional clients and is the entity providing the discretionary management services. The Governed Portfolios are intended for citizens or legal residents of the United Kingdom. These portfolios can only be made available through the use of an Investment Adviser appropriately authorised and regulated by the Financial Conduct Authority.

The Morningstar name and logo are registered trademarks of Morningstar, Inc, the parent company of Morningstar Investment Management Europe Ltd. This document includes proprietary materials of Morningstar. Reproduction, transcription, or other use, by any means, in whole or in part, without the prior written consent of Morningstar is prohibited. The information, data, and analyses presented herein do not constitute investment advice; are provided as of the date written and are not warranted to be correct, complete or accurate. The statistics noted are derived from the holdings and statistics of the funds underlying this Governed Portfolio. The data used to formulate the portfolio statistics is from information contained in Morningstar Inc's database on the underlying funds as of the month end date listed; therefore the information may not be reflective of the portfolio's current holdings and/or statistics.

The allocations shown within this report are subject to change without notice. A Portfolio Rationale document will be issued to the adviser in any instance where a change has been made to the portfolio.

Governed Portfolio - Moderately Adventurous Growth

available on the Aviva Platform



Factsheet 31/08/2022

Investment Objective

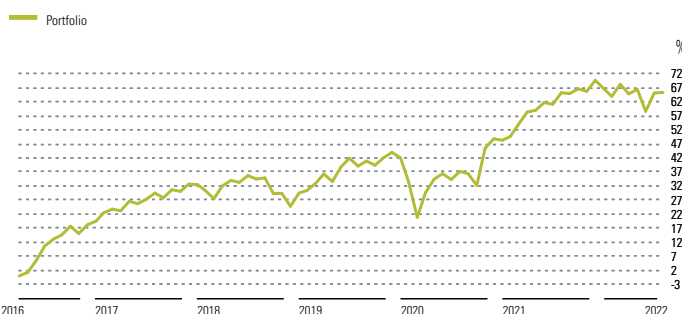
The Moderately Adventurous Growth Portfolio aims to provide capital growth over the long term. The portfolio is managed with the aim of remaining within a fee cap (comprising the ongoing charge figure of the underlying funds as well as the annual management charge) of 50 basis points. The portfolio is actively managed and primarily invests in equities and fixed income assets, with a bias to equities. The portfolio primarily invests in passive funds, but it will also have exposure to active funds if the managers believe value can be added within the portfolio's fee constraints. Positions in alternative asset classes may be included for diversification purposes. We set a maximum equity weighting of 90% for this risk profile.

Portfolio Details

Minimum Investment	Product specific
Inception/Launch date	16 May 2016
Investment Manager	Morningstar Investment Management Europe Ltd
Annual Management Charge	0.15%

Investment Growth

Time Period: 16/05/2016 to 31/08/2022



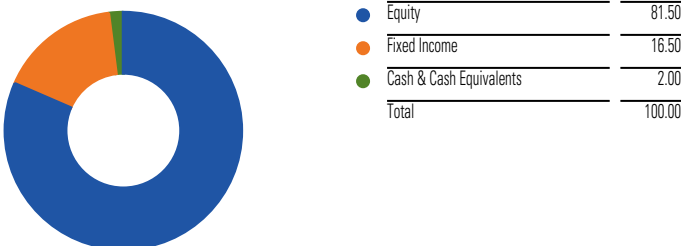
Portfolio Returns

As Of Date: 31/08/2022

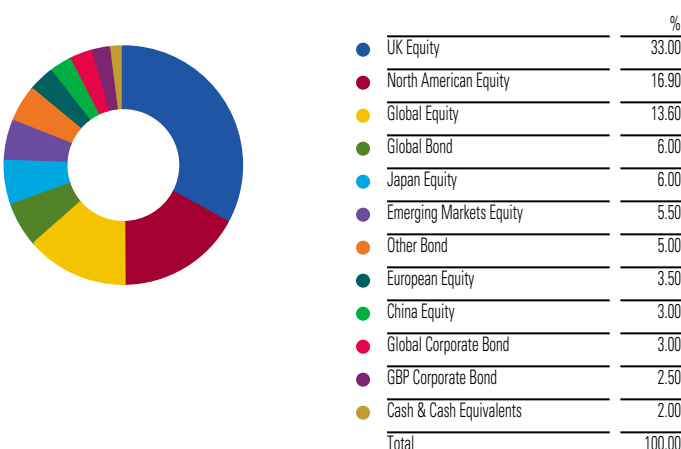
Trailing Returns %	1Month	3M	YTD	2021	2020	2019	Since Inception
Moderately Adventurous Growth	0.08	-0.66	-2.56	14.02	3.31	15.38	65.28

Year on Year Returns %	01/09/2021 - 31/08/2022	01/09/2020 - 31/08/2021	01/09/2019 - 31/08/2020	01/09/2018 - 31/08/2019	01/09/2017 - 31/08/2018
Moderately Adventurous Growth	0.05	20.39	-1.38	3.48	3.84

Asset Allocation



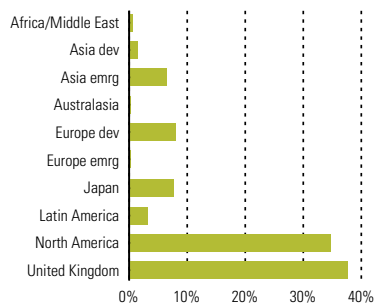
Asset Class Breakdown



Returns Disclosure

The trailing returns shown are cumulative and year-on-year returns show complete 12-month periods. All performance is shown net of the holdings' management fees, however do not include the fees charged by Morningstar Investment Management Europe Ltd, or Aviva or the financial adviser. The actual performance experienced will therefore be lower once these charges have been taken into account. The returns are calculated through Morningstar Direct, are provided for illustrative purposes only and should not be viewed as the performance of an actual account. Past performance is not a guide to future returns.

Equity Regional Exposure % (Look Through)



Equity Sector Exposure % (Look Through)

Financial Services	18.50
Consumer Defensive	11.78
Technology	11.53
Healthcare	11.44
Industrials	10.36
Consumer Cyclical	9.72
Energy	9.34
Basic Materials	6.22
Communication Services	5.94
Utilities	2.65
RealEstate	2.52

Morningstar Equity Style Box (Look Through)*

Portfolio Date: 31/08/2022

Value	Blend	Growth	MarketCap	%
21.3	26.9	23.3	MarketCap	
5.1	9.6	5.5	Market Cap Giant	42.82
2.6	3.7	2.0	Market Cap Large	29.11
			Market Cap Mid	19.90
			Market Cap Small	6.38
			Market Cap Micro	1.78

*(see page 2 for explanation)

Governed Portfolio - Moderately Adventurous Growth

available on the Aviva Platform



Factsheet 31/08/2022

Top Ten Holdings

	Broad Asset Class	Morningstar Category	Portfolio Weighting %
L&G UK 100 Index I Acc	Equity	UK Large-Cap Equity	14.30
Fidelity Index UK P Acc	Equity	UK Large-Cap Equity	13.50
Vanguard U.S. Eq Idx £ Acc	Equity	US Large-Cap Blend Equity	12.10
Morgan Stanley UK Global Brands I GBP	Equity	Global Large-Cap Blend Equity	7.00
iShares Japan Equity Index (UK) H Acc	Equity	Japan Large-Cap Equity	6.00
HSBC FTSE 250 Index C Acc	Equity	UK Mid-Cap Equity	5.20
Fidelity Global Financial Svcs W-Acc-GBP	Equity	Sector Equity Financial Services	3.90
Barings German Growth I GBP Acc	Equity	Germany Large-Cap Equity	3.50
PIMCO GIS Glb Bd Instl GBPH Acc	Fixed Income	Global Bond - GBP Hedged	3.50
Vanguard Em Mkts Stk Idx £ Acc	Equity	Global Emerging Markets Equity	3.25

Contact Us

If you have any queries, or require any further information, please contact your financial adviser.

Morningstar Investment Management Europe Ltd
1 Oliver's Yard
55-71 City Road
London
EC1Y 1HQ

Email: governedportfolios@morningstar.com
Telephone: 020 3107 2930
Website: <https://mp.morningstar.com>

Risk Warnings

Unless stated otherwise, all data and information is presented at 31/08/2022. Past performance is not a guide to future returns. The value of investments may go down as well as up and investors may not get back the amount invested. Specific securities mentioned should not be viewed as a recommendation to buy or sell such securities. There is no guarantee that a diversified portfolio will enhance overall returns or will outperform a non-diversified portfolio. Neither diversification nor asset allocation ensure a profit or guarantee against loss. It is important to note that investments in mutual funds involve risk, including as a result of market and general economic conditions, and will not always be profitable.

Morningstar Equity Style Box

The Morningstar Style Box is a nine-square grid that illustrates the investment style of a security. Size (large, mid, or small) is displayed along the vertical axis and style is displayed along the horizontal axis. The "value" and "growth" investment styles are common to both stocks and funds. For stocks, the central column of the Style Box represents the "core" style. Few or no funds contain only stocks with extreme value-growth orientations, and both value and growth managers often hold core stocks for diversification or other reasons. Therefore, for funds, the central column represents the "blend" style (a mixture of growth and value stocks or mostly core stocks).

Morningstar Investment Management Europe Ltd

The Governed Portfolios are exclusive to Aviva Life Services UK Ltd and managed by Morningstar Investment Management Europe Ltd on a discretionary basis in line with the mandate prescribed by Aviva. Morningstar Investment Management Europe Ltd is authorised and regulated by the UK Financial Conduct Authority to provide services to Professional clients and is the entity providing the discretionary management services. The Governed Portfolios are intended for citizens or legal residents of the United Kingdom. These portfolios can only be made available through the use of an Investment Adviser appropriately authorised and regulated by the Financial Conduct Authority.

The Morningstar name and logo are registered trademarks of Morningstar, Inc, the parent company of Morningstar Investment Management Europe Ltd. This document includes proprietary materials of Morningstar. Reproduction, transcription, or other use, by any means, in whole or in part, without the prior written consent of Morningstar is prohibited. The information, data, and analyses presented herein do not constitute investment advice; are provided as of the date written and are not warranted to be correct, complete or accurate. The statistics noted are derived from the holdings and statistics of the funds underlying this Governed Portfolio. The data used to formulate the portfolio statistics is from information contained in Morningstar Inc's database on the underlying funds as of the month end date listed; therefore the information may not be reflective of the portfolio's current holdings and/or statistics.

The allocations shown within this report are subject to change without notice. A Portfolio Rationale document will be issued to the adviser in any instance where a change has been made to the portfolio.

Governed Portfolio - Adventurous Growth

available on the Aviva Platform

Factsheet 31/08/2022



Investment Objective

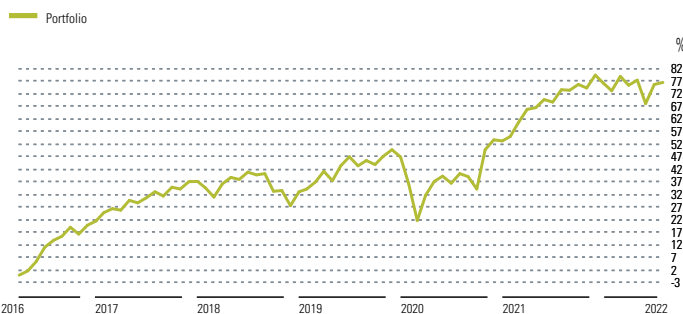
The Adventurous Growth Portfolio aims to provide capital growth over the long term. The portfolio is managed with the aim of remaining within a fee cap (comprising the ongoing charge figure of the underlying funds and the annual management charge) of 50 basis points. The portfolio is actively managed and invests predominantly in equities to a maximum of 100%. The portfolio primarily invests in passive funds, but it will also have exposure to active funds if the managers believe value can be added within the portfolio's fee constraints. Positions in fixed income, property and alternative asset classes may also be included.

Portfolio Details

Minimum Investment	Product specific
Inception/Launch date	16 May 2016
Investment Manager	Morningstar Investment Management Europe Ltd
Annual Management Charge	0.15%

Investment Growth

Time Period: 16/05/2016 to 31/08/2022



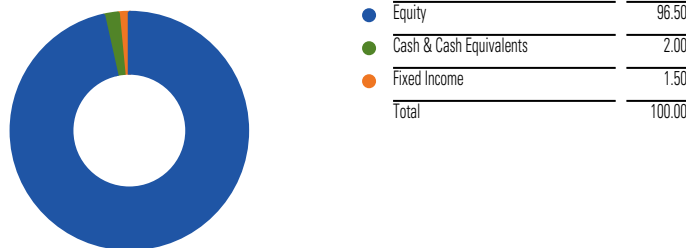
Portfolio Returns

As Of Date: 31/08/2022

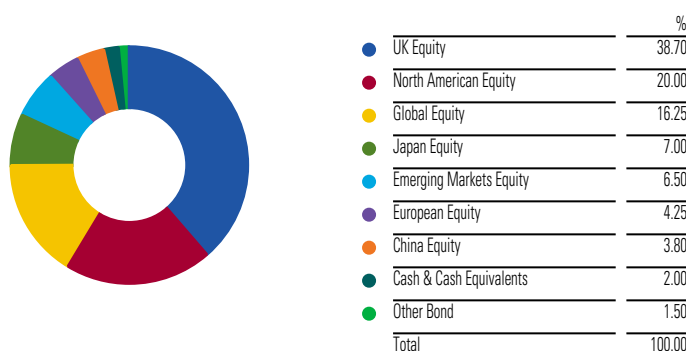
Trailing Returns %	1Month	3M	YTD	2021	2020	2019	Since Inception
Adventurous Growth	0.50	-0.48	-1.58	16.71	2.62	17.42	76.55

Year on Year Returns %	01/09/2021 - 31/08/2022	01/09/2020 - 31/08/2021	01/09/2019 - 31/08/2020	01/09/2018 - 31/08/2019	01/09/2017 - 31/08/2018
Adventurous Growth	1.69	23.77	-2.17	2.57	5.03

Asset Allocation



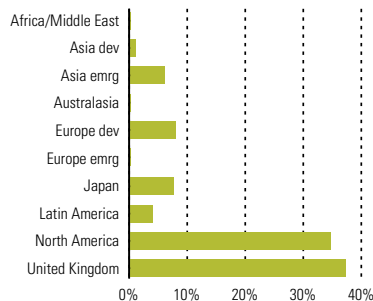
Asset Class Breakdown



Returns Disclosure

The trailing returns shown are cumulative and year-on-year returns show complete 12-month periods. All performance is shown net of the holdings' management fees, however do not include the fees charged by Morningstar Investment Management Europe Ltd, or Aviva or the financial adviser. The actual performance experienced will therefore be lower once these charges have been taken into account. The returns are calculated through Morningstar Direct, are provided for illustrative purposes only and should not be viewed as the performance of an actual account. Past performance is not a guide to future returns.

Equity Regional Exposure % (Look Through)



Equity Sector Exposure % (Look Through)

Financial Services	18.63
Consumer Defensive	11.73
Technology	11.44
Healthcare	11.36
Industrials	10.41
Consumer Cyclical	9.73
Energy	9.41
Basic Materials	6.23
Communication Services	5.89
Utilities	2.61
RealEstate	2.57

Morningstar Equity Style Box (Look Through)*

Portfolio Date: 31/08/2022

Value	Blend	Growth	MarketCap	%
21.2	26.8	23.2	Market Cap	
5.1	9.7	5.6	Market Cap Giant	42.56
2.7	3.8	2.0	Market Cap Large	29.01
			Market Cap Mid	20.09
			Market Cap Small	6.53
			Market Cap Micro	1.80

*(see page 2 for explanation)

Governed Portfolio - Adventurous Growth

available on the Aviva Platform



Factsheet 31/08/2022

Top Ten Holdings

	Broad Asset Class	Morningstar Category	Portfolio Weighting %
L&G UK 100 Index I Acc	Equity	UK Large-Cap Equity	16.50
Fidelity Index UK P Acc	Equity	UK Large-Cap Equity	15.70
Vanguard U.S. Eq Idx £ Acc	Equity	US Large-Cap Blend Equity	14.40
Morgan Stanley UK Global Brands I GBP	Equity	Global Large-Cap Blend Equity	8.20
iShares Japan Equity Index (UK) H Acc	Equity	Japan Large-Cap Equity	7.00
HSBC FTSE 250 Index C Acc	Equity	UK Mid-Cap Equity	6.50
Fidelity Global Financial Svcs W-Acc-GBP	Equity	Sector Equity Financial Services	4.75
Barings German Growth I GBP Acc	Equity	Germany Large-Cap Equity	4.25
Baillie Gifford China B Acc	Equity	China Equity	3.80
HSBC American Index C Acc	Equity	US Large-Cap Blend Equity	3.50

Contact Us

If you have any queries, or require any further information, please contact your financial adviser.

Morningstar Investment Management Europe Ltd
1 Oliver's Yard
55-71 City Road
London
EC1Y 1HQ

Email: governedportfolios@morningstar.com
Telephone: 020 3107 2930
Website: <https://mp.morningstar.com>

Risk Warnings

Unless stated otherwise, all data and information is presented at 31/08/2022. Past performance is not a guide to future returns. The value of investments may go down as well as up and investors may not get back the amount invested. Specific securities mentioned should not be viewed as a recommendation to buy or sell such securities. There is no guarantee that a diversified portfolio will enhance overall returns or will outperform a non-diversified portfolio. Neither diversification nor asset allocation ensure a profit or guarantee against loss. It is important to note that investments in mutual funds involve risk, including as a result of market and general economic conditions, and will not always be profitable.

Morningstar Equity Style Box

The Morningstar Style Box is a nine-square grid that illustrates the investment style of a security. Size (large, mid, or small) is displayed along the vertical axis and style is displayed along the horizontal axis. The "value" and "growth" investment styles are common to both stocks and funds. For stocks, the central column of the Style Box represents the "core" style. Few or no funds contain only stocks with extreme value-growth orientations, and both value and growth managers often hold core stocks for diversification or other reasons. Therefore, for funds, the central column represents the "blend" style (a mixture of growth and value stocks or mostly core stocks).

Morningstar Investment Management Europe Ltd

The Governed Portfolios are exclusive to Aviva Life Services UK Ltd and managed by Morningstar Investment Management Europe Ltd on a discretionary basis in line with the mandate prescribed by Aviva. Morningstar Investment Management Europe Ltd is authorised and regulated by the UK Financial Conduct Authority to provide services to Professional clients and is the entity providing the discretionary management services. The Governed Portfolios are intended for citizens or legal residents of the United Kingdom. These portfolios can only be made available through the use of an Investment Adviser appropriately authorised and regulated by the Financial Conduct Authority.

The Morningstar name and logo are registered trademarks of Morningstar, Inc, the parent company of Morningstar Investment Management Europe Ltd. This document includes proprietary materials of Morningstar. Reproduction, transcription, or other use, by any means, in whole or in part, without the prior written consent of Morningstar is prohibited. The information, data, and analyses presented herein do not constitute investment advice; are provided as of the date written and are not warranted to be correct, complete or accurate. The statistics noted are derived from the holdings and statistics of the funds underlying this Governed Portfolio. The data used to formulate the portfolio statistics is from information contained in Morningstar Inc's database on the underlying funds as of the month end date listed; therefore the information may not be reflective of the portfolio's current holdings and/or statistics.

The allocations shown within this report are subject to change without notice. A Portfolio Rationale document will be issued to the adviser in any instance where a change has been made to the portfolio.

Governed Portfolio - Moderately Cautious Income

available on the Aviva Platform



Factsheet 31/08/2022

Investment Objective

The Moderately Cautious Income Portfolio aims to provide a sustainable income that can grow over time. The portfolio is managed with the aim of remaining within a fee cap (comprising the ongoing charge figure of the underlying funds and the annual management charge) of 60 basis points. The portfolio also aims to provide capital growth over the medium term. The portfolio is actively managed primarily investing in passive funds within the core asset classes of equity, fixed income and property. The portfolio may also have exposure to active funds if the managers believe value can be added within the fee constraints. Smaller positions in alternative asset classes may be included for diversification purposes. We set a maximum equity weighting of 50% for this risk profile.

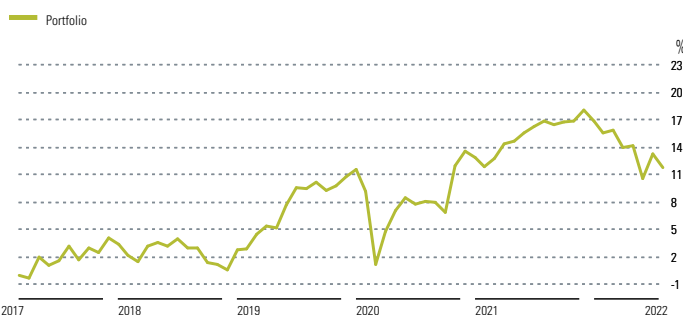
Portfolio Details

Minimum Investment	Product specific
Inception/Launch date	31 March 2017
Investment Manager	Morningstar Investment Management Europe Ltd
Annual Management Charge	0.15%
Yield	3.32*

*Based on the weighted historical 12 month yield of the selected funds assuming a static asset allocation. This figure may include estimated yields for funds launched less than 12 months ago so is provided for illustrative purposes only and subject to change.

Investment Growth

Time Period: 31/03/2017 to 31/08/2022



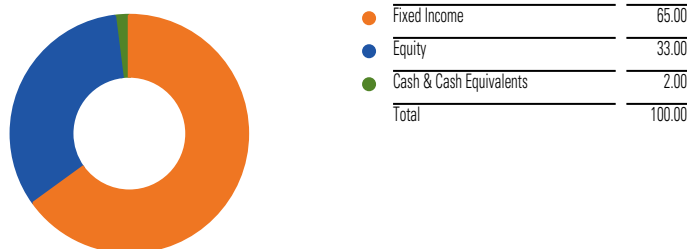
Portfolio Returns

As Of Date: 31/08/2022

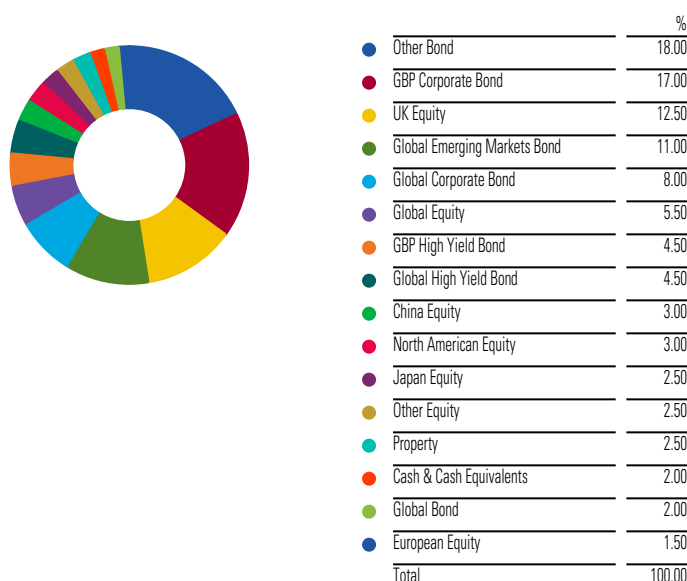
Trailing Returns %	1Month	3M	YTD	2021	2020	2019	Since Inception
Mod Cautious Income	-1.34	-2.09	-5.31	3.99	2.53	10.11	11.81

Year on Year Returns %	01/09/2021 - 31/08/2022	01/09/2020 - 31/08/2021	01/09/2019 - 31/08/2020	01/09/2018 - 31/08/2019	01/09/2017 - 31/08/2018
Mod Cautious Income	-4.38	8.16	-1.23	6.27	-0.21

Asset Allocation



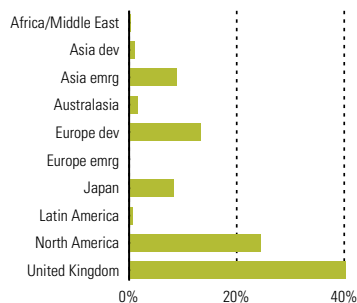
Asset Class Breakdown



Returns Disclosure

The trailing returns shown are cumulative and year-on-year returns show complete 12-month periods. All performance is shown net of the holdings' management fees, however do not include the fees charged by Morningstar Investment Management Europe Ltd, or Aviva or the financial adviser. The actual performance experienced will therefore be lower once these charges have been taken into account. The returns are calculated through Morningstar Direct, are provided for illustrative purposes only and should not be viewed as the performance of an actual account. Past performance is not a guide to future returns.

Equity Regional Exposure % (Look Through)



Equity Sector Exposure % (Look Through)

Sector	Exposure (%)
Utilities	15.37
Industrials	14.06
Financial Services	13.00
Consumer Defensive	11.46
RealEstate	8.73
Consumer Cyclical	7.32
Healthcare	7.04
Communication Services	6.98
Basic Materials	5.70
Energy	5.59
Technology	4.75

Morningstar Equity Style Box (Look Through)*

Portfolio Date: 31/08/2022

Value	Blend	Growth	MarketCap	%
21.7	33.0	14.7	Market Cap Giant	31.29
8.1	14.9	3.4	Market Cap Large	38.44
1.7	2.1	0.4	Market Cap Mid	26.18
			Market Cap Small	3.85
			Market Cap Micro	0.24

*(see page 2 for explanation)

Governed Portfolio - Moderately Cautious Income

available on the Aviva Platform



Factsheet 31/08/2022

Top Ten Holdings

	Broad Asset Class	Morningstar Category	Portfolio Weighting %
Vanguard U.S. Govt Bd Idx £ H Dist	Fixed Income	Other Bond	18.00
Vanguard FTSE UK Eq Inc Idx £ Inc	Equity	UK Equity Income	10.50
L&G EM Govt Bond Lcl Ccy Index I Inc	Fixed Income	Global Emerging Markets Bond - Local Currency	8.00
Fidelity Sust MoneyBuilder Inc W-INC-GBP	Fixed Income	GBP Corporate Bond	8.00
Robeco Global Credits IBH GBP	Fixed Income	Global Corporate Bond - GBP Hedged	8.00
Fidelity Short Dated Crprate Bd W Inc	Fixed Income	GBP Corporate Bond - Short Term	5.00
Baillie Gifford High Yield Bond B Inc	Fixed Income	GBP High Yield Bond	4.50
AXA Global High Income Z Gross Inc	Fixed Income	Global High Yield Bond - GBP Hedged	4.50
iShares Corporate Bond Index (UK) H Inc	Fixed Income	GBP Corporate Bond	4.00
FTF ClearBridge Global Infrs Inc Xlnc	Equity	Sector Equity Infrastructure	3.50

Contact Us

If you have any queries, or require any further information, please contact your financial adviser.

Morningstar Investment Management Europe Ltd
1 Oliver's Yard
55-71 City Road
London
EC1Y 1HQ

Email: governedportfolios@morningstar.com
Telephone: 020 3107 2930
Website: <https://mp.morningstar.com>

Risk Warnings

Unless stated otherwise, all data and information is presented at 31/08/2022. Past performance is not a guide to future returns. The value of investments may go down as well as up and investors may not get back the amount invested. Specific securities mentioned should not be viewed as a recommendation to buy or sell such securities. There is no guarantee that a diversified portfolio will enhance overall returns or will outperform a non-diversified portfolio. Neither diversification nor asset allocation ensure a profit or guarantee against loss. It is important to note that investments in mutual funds involve risk, including as a result of market and general economic conditions, and will not always be profitable.

Morningstar Equity Style Box

The Morningstar Style Box is a nine-square grid that illustrates the investment style of a security. Size (large, mid, or small) is displayed along the vertical axis and style is displayed along the horizontal axis. The "value" and "growth" investment styles are common to both stocks and funds. For stocks, the central column of the Style Box represents the "core" style. Few or no funds contain only stocks with extreme value-growth orientations, and both value and growth managers often hold core stocks for diversification or other reasons. Therefore, for funds, the central column represents the "blend" style (a mixture of growth and value stocks or mostly core stocks).

Morningstar Investment Management Europe Ltd

The Governed Portfolios are exclusive to Aviva Life Services UK Ltd and managed by Morningstar Investment Management Europe Ltd on a discretionary basis in line with the mandate prescribed by Aviva. Morningstar Investment Management Europe Ltd is authorised and regulated by the UK Financial Conduct Authority to provide services to Professional clients and is the entity providing the discretionary management services. The Governed Portfolios are intended for citizens or legal residents of the United Kingdom. These portfolios can only be made available through the use of an Investment Adviser appropriately authorised and regulated by the Financial Conduct Authority.

The Morningstar name and logo are registered trademarks of Morningstar, Inc, the parent company of Morningstar Investment Management Europe Ltd. This document includes proprietary materials of Morningstar. Reproduction, transcription, or other use, by any means, in whole or in part, without the prior written consent of Morningstar is prohibited. The information, data, and analyses presented herein do not constitute investment advice; are provided as of the date written and are not warranted to be correct, complete or accurate. The statistics noted are derived from the holdings and statistics of the funds underlying this Governed Portfolio. The data used to formulate the portfolio statistics is from information contained in Morningstar Inc's database on the underlying funds as of the month end date listed; therefore the information may not be reflective of the portfolio's current holdings and/or statistics.

The allocations shown within this report are subject to change without notice. A Portfolio Rationale document will be issued to the adviser in any instance where a change has been made to the portfolio.



1 Oliver's Yard,
55-71 City Road,
London EC1Y 1HQ

Tel: +44 (0) 20 3107 2930
Fax: +44 (0) 20 3107 0001

UKManagedPortfolios@morningstar.com
<https://mp.morningstar.com>