

Do you want to convince your friends a hungry werewolf is coming to eat them? Reprint the puzzles and repack the game!

***FOLLOW THESE
VERY IMPORTANT INSTRUCTIONS.***

STEP 1: PRINT & CUT THE REPLACEMENT PAPERS

These can be found at EscapeRoomInABox.com, and the pages that follow.

PRINTING

All puzzle papers should be printed in full color at 100% with no scaling. Make sure "fit to page" is OFF. You may need to click "auto rotate and center."

The Two-Sided Printer file is for those with printers capable of printing double-sided.

If you cannot print double-sided, use the Front Side and Back Side files. Start by printing the Front Side images. Then, place those back into the printer to print the Back Side. Every printer is different. You may need to test this out with page 1 in each file to see how the paper needs to be placed the second time.

CUTTING

Cut all puzzles on the cut line to make sure they are the correct size.

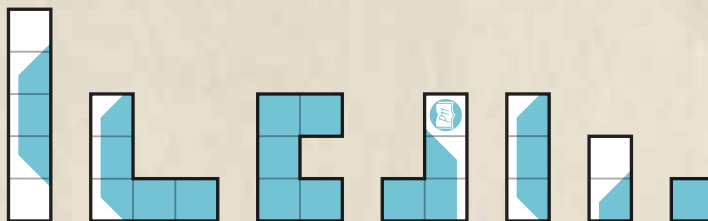



FROM THE DESK OF
DR. LISA DAVID
Author & Professor of Literature

You are in terrible danger! Dr. Cynthia Graw, a mad scientist werewolf, is on her way to eat you. She will arrive 90 minutes after you lift the STOP panel. Perchance you've heard of her previous shenanigans in *Escape Room In A Box: The Werewolf Experiment*. Even if you survive that challenge, she's not planning to let you live to tell the tale.

STEP 2: RE-PACK ENVELOPES AND BAGS

BLUE BAG



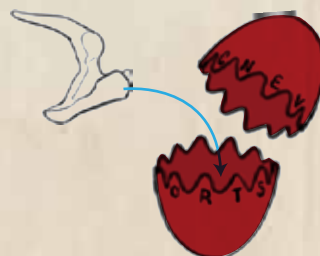
- Puzzle pieces (7)

PURPLE BAG




- Small blocks (6)

RED BAG



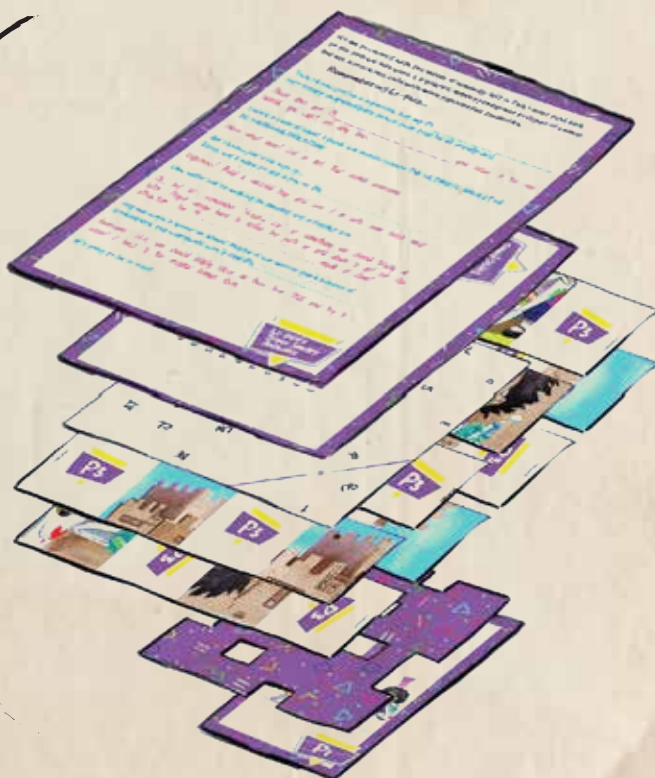
- Plastic egg
- 1 dinosaur piece
(It doesn't matter which one you choose.)

BLUE ENVELOPE



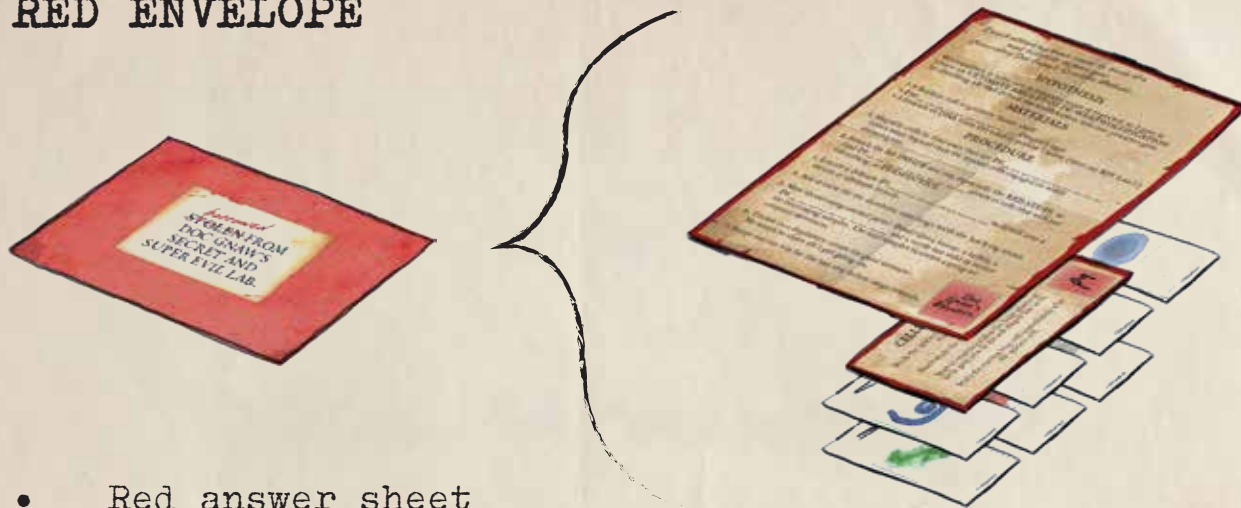
- Blue answer sheet
- P12 puzzle
- P13 puzzle

PURPLE ENVELOPE



- Purple answer sheet
- "Directions" puzzle
- P3 paper strips for "weaving" puzzle (8)
- P2 puzzle
- P1 puzzle instructions
- Purple decoder

RED ENVELOPE




- Red answer sheet
- P9 puzzle instructions
- P9 "cell" sheets (7)

STEP 3: RE-PACK STICKER, JARS AND BOXES

STICKER

Carefully remove the Wolfbegone sticker from the red gem and stick it to the backing paper on page 15 of the answer book.

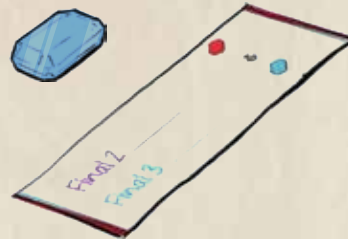
PURPLE JAR



- Ring with gem holder
- 1/3 of final puzzle (It doesn't matter which one.)

Replace the purple lock.


BLUE JAR



- Blue gem
- 1/3 of final puzzle

Replace the blue lock with NUMBERS.

BLUE BOX



- P14 puzzle
- P15 puzzle
- Blue "LAST" puzzle

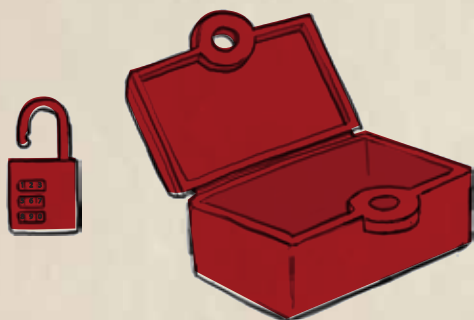
Replace the blue lock that has SHAPES.

RED BOX

First, snap the red gem into its holder on the underside of the false bottom.

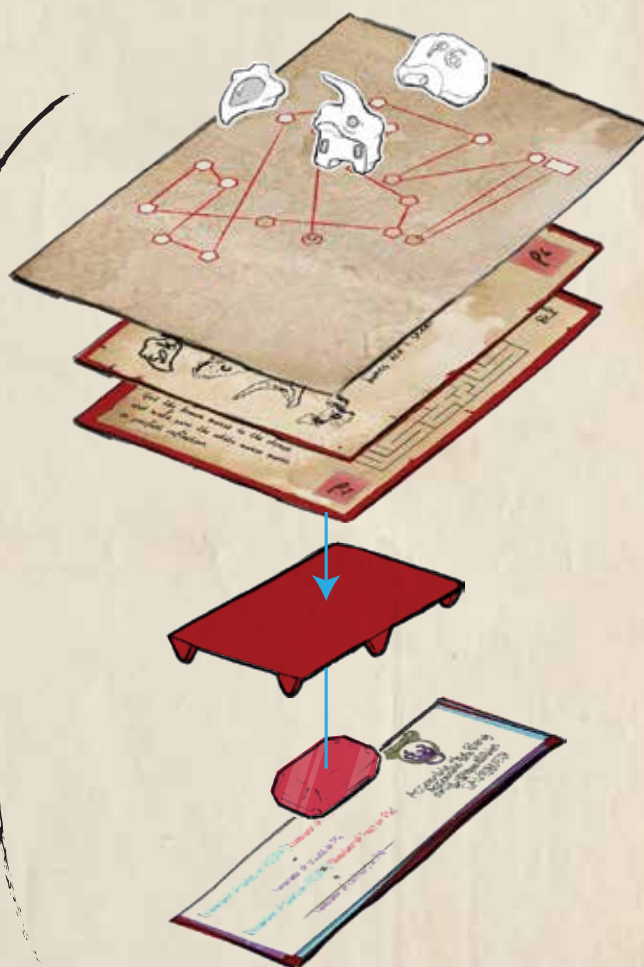
Place 1/3 of final puzzle in the bottom of the red box, then cover it with the false bottom.

Next, place these items on top:



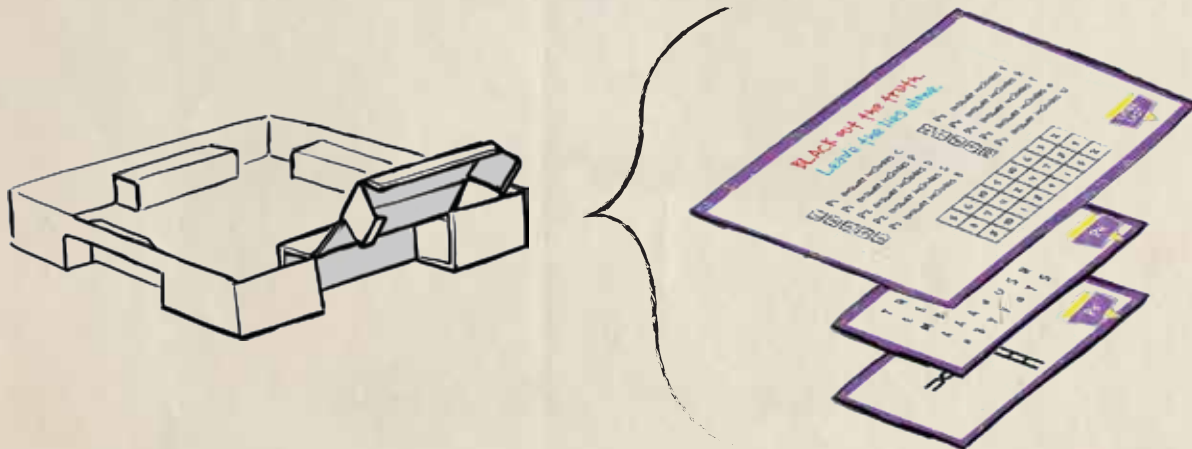
- 3 dinosaur pieces
- P6 puzzle instructions
- Red "LAST" puzzle (sheet with hexagonal and circular holes)
- P7 puzzle

Replace the red lock.



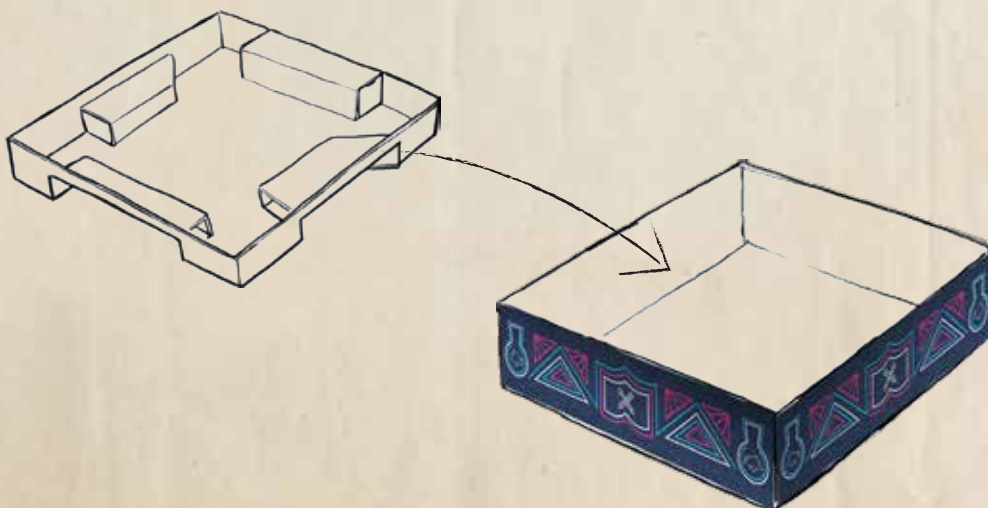
STEP 4: REPACK GAME

Fold these puzzles and place them into the cardboard insert:




- "Lithia Last" purple puzzle
- P4 puzzle
- P5 puzzle

Place cardboard insert into bottom of game box.



Place these items on top of cardboard insert:



Insert "Stop" panel, making sure items beneath it are flat enough to add the lid.

Place these items on top of "Stop" panel:

- Letter from Lisa David
- Rules & Tips



Replace game box lid.

Replacement Papers

Print & assemble according to instructions to re-pack game.

FROM THE DESK OF
DR. LISA DAVID
Author & Professor of Literature

You are in terrible danger! Dr. Cynthia Gnaw, a mad scientist werewolf, is on her way to eat you. She will arrive 90 minutes after you lift the STOP panel. Perchance you've heard of her previous shenanigans in Escape Room In A Box: The Werewolf Experiment. Even if you survive that challenge, she's not planning to let you live to tell the tale.

But there is hope. Though we've grown apart, Doc Gnaw was my childhood friend (I called her Thia.) It is my firm belief that we can bring the old Thia back by creating the ULTIMATE AMULET OF DE-WEREWOLFICATION. As is true of much in life, it is not the materials, but the journey that imbues the amulet with power.

Thus, I have created my own puzzle box for you. It has three paths, each with it's own type of challenge. Every answer will be nine letters or less. You must travel all the paths, but in no particular order:

- My path (Dr. Lisa David) celebrates the wonders of the written word.
- The Doc Gnaw path uses science to reverse the damage she has done.
- The Li-Thia path (a combination of our first names) focuses on our childhood friendship.

The amulet is in three pieces that must be reunited and then emblazoned with the insignia of WOLFBEGONE! Only then does the amulet's power come alive to re-humanize all werewolves.

If you get stuck, I have included hints and answers, but if you use too many the amulet will not work. Journey before destination. Puzzles before Power. However, you may discover some free hints that you may use in addition to the three.

I wish you the best of luck in not becoming dinner and hope against hope you return my friend to me.

Yours,
Dr. Lisa David
Author and Professor of Literature





©Mattel


Letter from Lisa David - Back

RULES

1. It takes Doc Gnaw exactly 90 MINUTES to track you down. Start your timer as soon as you lift the STOP panel.
2. I've sent you everything you need except for pencils and scrap paper. Hopefully you're resourceful enough to procure such items. If not, I mourn for you. Also, I didn't send you a freezer. It wouldn't fit in the box.
3. Yes, you do in fact need a freezer. Ice water will do in a pinch. Heed this warning: under no circumstances are you to get any of my precious papers wet.
4. NO OUTSIDE KNOWLEDGE IS REQUIRED, so stay off the interwebs. A phone, however, may be helpful to keep time or use as a flashlight.
5. Werewolves are stronger than you will ever be, so don't think you're going to solve this with brute force. You'll never need more than the strength of two dainty fingers.
6. If a lock pops open accidentally, spin the dials, close it back up, and never speak of your ill gotten knowledge to your teammates. Amulets are built with purpose, not accidental gains!
7. Guessing the lock combination, spinning dials until the lock pops open... anything where you are not SOLVING all the puzzles IS CHEATING. If you cheat, Doc Gnaw will find and eat you immediately. Werewolves love cheaters. They're like dessert.

TIPS

1. The THREE DIFFERENTLY COLORED PATHS will NOT interact with each other until the final construction of the glorious amulet. Bonus: If you stick to your path, you can repack and REPLAY doing a different path! THREE GAMES IN ONE! REPLAYABLE! WOOHOO!
2. You can also work on the paths simultaneously.
3. Divide and conquer! There's a lot to do here in only 90 minutes. If you get stuck, switch puzzles! It helps to have at least two people per path.
4. You may need to use things more than once. Waste not, want not!
5. STOP. IS EVERYONE PAYING ATTENTION? THIS IS IMPORTANT! I have given you ten spaces for each answer word. You will never need them all. When filling in your newfound knowledge please be sure to start in the LEFT MOST SPACE _ _ _ _ .





From the Desk of
Dr. Lisa David
Author and Professor of Literature

When dealing with a human gone lupine, one must remind her of all that is wonderous in our world. Who wouldn't choose to shirk their fur to be part of the same species that wrote Frankenstein and Pride and Prejudice? Hopefully, my erstwhile dearest friend is not too proud to stop creating monsters.

Teamwork! Consider the small pieces from my favorite game. Each is unique, yet they come together to form the shape of a single

P11 _____, just what we need to stop that werewolf!

Presence! There is nothing more beautiful than taking a moment to examine the space right in front of you, nay, not even a


P12 _____.

The pinnacles of literary excellence! In her madness, Doc Gnaw has forgotten the beauty of the written word and tried to claw her way into my materials. But if we study the brilliance of these women it will lead us to a P13 _____ the final shape we need to move one step closer to the amulet.

Focus on the beginning, the P14 _____ together with each joyous moment like a new line in a poem. Only then can we work together, each on our separate sides, to bring Thia out of the P15 _____ of her infernal aspirations.

Finally, my shape shifting friend can break apart into her most basic pieces, find the humanity frozen within her, and be matched to all that is right and true. I do so hope you succeed and return my best friend to me.





Blue answer sheet - Back

Iam tha twh ich isb orn ofd ark es tbl ack.

Pre ssu rec rea tes mei ti sno att ack.

Ica njo int wos oul sclo sea mar kof the irb ond,

Orb eth epr ize wit hwh ich ath ie fwi lla bsc ond.



A stack of several blank, aged, cream-colored puzzle pieces is shown against a solid blue background. The pieces have a slightly textured, fibrous appearance and are stacked on top of each other, with the edges of multiple pieces visible. The lighting is even, highlighting the texture of the paper.

©Mattel

P12 puzzle - Back



Charlotte Bronte



Phillis Wheatley



Harriet Jacobs



Jane Austen



Mary Shelley



Lisa David

Can you ever read a truly great author's work too many times? Not to my mind. I find insight in analytical comparison gained from immersing myself in their prose in different orders.

These are my favorite sequences:

Wheatley - Bronte - Jacobs - Shelley - David


Shelley - Bronte - Wheatley - Austen - Jacobs - David

David - Wheatley - Bronte - Shelley - David

Wheatley - Bronte - Jacobs - Austen - David - Shelley

Shelley - David - Austen - Jacobs - Bronte - Wheatley





P13 puzzle - Back

If I am to connect with the shreds of humanity left in Thia, I must think back to the girls we once were. I, a quixotic moppet predisposed to flights of whimsy. And her, a precocious child with minor psychopathic tendencies.

Remembering Li-thia...

Thia, I know you're a superfan, but my P1 _____ into creepy shapeshifters shows that they're all totally evil.

Those lines are P2 _____ your head.
In the real world, you can't see any lines.

I have a radical idea! I think we should create
THE ULTIMATE AMULET OF DE-WEREWOLFICATION!

Were-what now? Evil or not, that sounds awesome.

Ha! I knew you'd be into it...
First, we'd need to get a ton of P3 _____.

Righteous! Build a wicked trap and lure it in with some fresh meat.

Um, hello? We're making an amulet not a freaky zoo.

Ok, but let's remember "freaky zoo" as something we should totally do later. People would have to follow the path up and down to get to our star attraction: The P4 _____ made of slime!

Gag me with a spoon! No slime! Maybe if we mirror the kindness of zookeepers, the werewolf won't feel P5 _____.

Awesome. Like, we should totally focus on their true DNA and try to revert it back to the original human form.

It's going to be so rad!!

Li-thia's
Super Smart
Answers

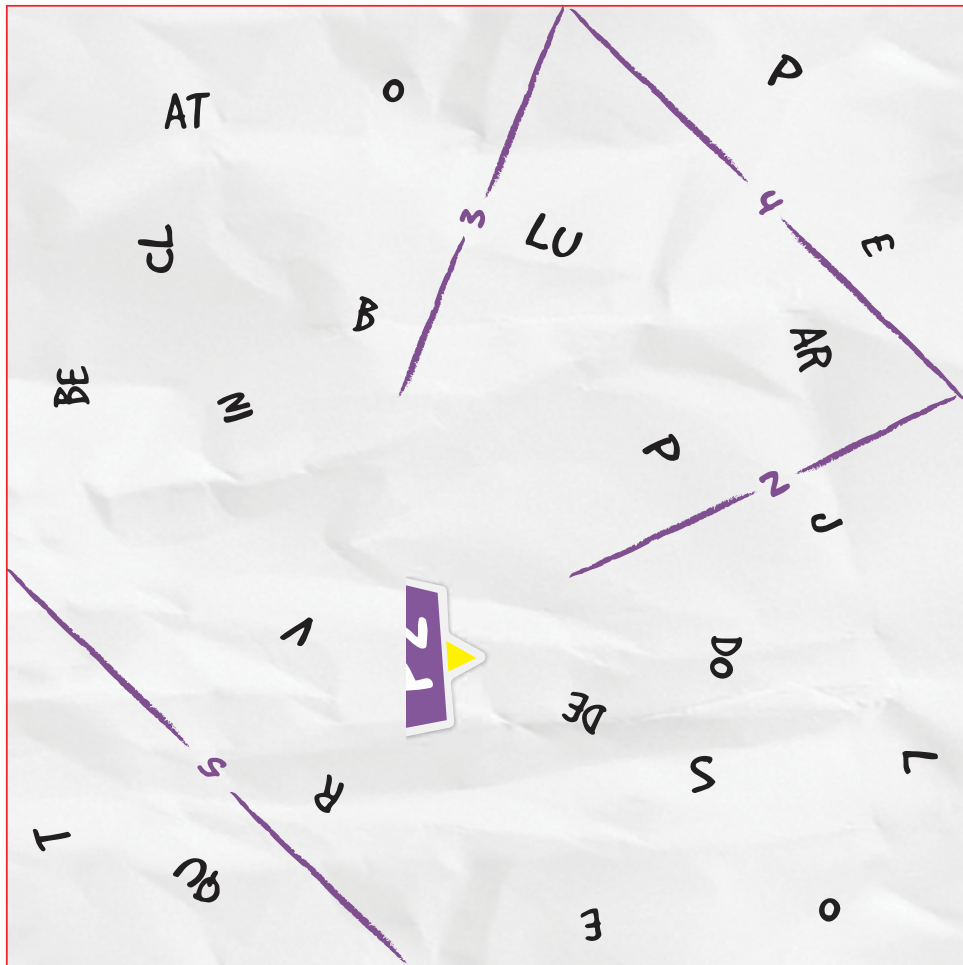


Purple answer sheet - Back

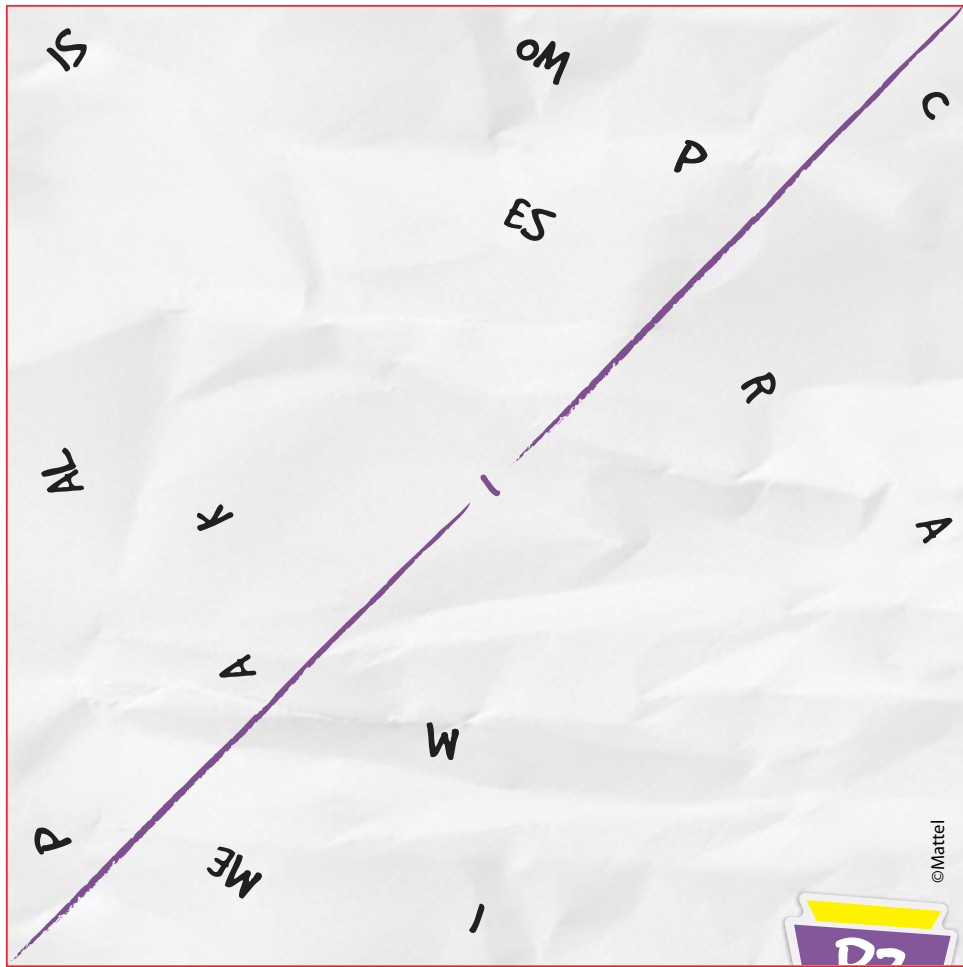
A L A I E T D A N T
R B F E K H O S S A
S E B N A L M N T H
P L I M S R F S I M
A I E I A D A W C N
Y U R Z I A L Q U A
G A H V K E N E B U
W K S A D L N S A O
E U X R T E Y R E G
L Z T E A L E S N I

Directions





P2 puzzle - Front



P2 puzzle - Back



Purple decoder - Front



*I must attune my brain waves to those of a
mad scientist, so here goes:
Channeling Doc Gnaw's Scientific Method...*

HYPOTHESIS

Werewolfery is totes not as awesome sauce as expected, so I gots to create an **ULTIMATE AMULET OF DE-WEREWOLFICATION** by distilling all that defeats the wolfalicious into one precious gem.


MATERIALS

- 8 Beakers full of glittery foamy stuff
- P10 _____ Dragon's eggs
- 3 Strands of DNA from the coolest person I know (obvi my BFF Lisa!!)

PROCEDURE

1. Magnify cells to find ones that are P9 _____ times more logical than the typical cells engaged in wolfy shenanigans.
2. Search the lab **INSIDE** and out, especially the **RED STUFF**, to find P8 _____ pieces of info that will put everything in **PERSPECTIVE**.
3. Locate a delicate P7 _____ to distill into a serum of ultimate beauty.
4. Ask dentist for the daintiest, non-fangy teeth she has lying about.
5. Non-threatening animal party! Woot! Get a bunny, a kitten, a P6 _____ and a turtle too wild to notice me borrowing samples. Use said samples to create a syrup of creature sweetness.
6. Throw in a depilatory cream for good measure.
No one wants to shave all I got going on.
7. Read final steps written in box to fool basic werewolves.

*Doc
Gnaw's
Answers*



Red answer sheet - Back

A STUDY OF FOUR CELLS

Study the spikiest cell sometime before the cell shaped like an H.

Don't study the curling blue cell first or last.

Start by studying either the large cluster of little grey orbs or the cell shaped like an H.

Study the curling blue cell immediately after the spikiest cell.





©Mattel

BONUS: The green worm cell and
the blue disc cell seem to have some
sort of magnetic attraction.

Final I



Final 2



Final 3




Number of vowels in P5

二



Assemble the Ring
and you will be
SAVED!

1 of 3	P A J N	Final 2: Take each letter that appears after the letters in P5	C K H B		K I M	
2 of 3	I S D W U		U O A L R		Final 3: Make the P15 of the S-A-M game piece align with the blue border to the left. Rearrange the letters not in the P15 to get your answer.	Z G P A E
3 of 3	E A R L	Final 1: Take each letter in a position divisible by P8	O E T K		L S T U	

©Mattel


A Poem For Thia

*What to say of Thia, my long lost friend?
Word upon word enters my brain, all sure to offend.
Is there nothing of light left inside that furry pelt?
After all of the years, the hands we've been dealt.*

*3 year old Thia, my very first confidant
On matters of science, always a savant.
The time has brought out the darkness within
Hints must remain of the girl you had been.*

*Book after book I've studied to return you to me.
Cover yourself in fur, yet I know I can set you free.*





©Mattel

P14 puzzle - Back


I by side
the is

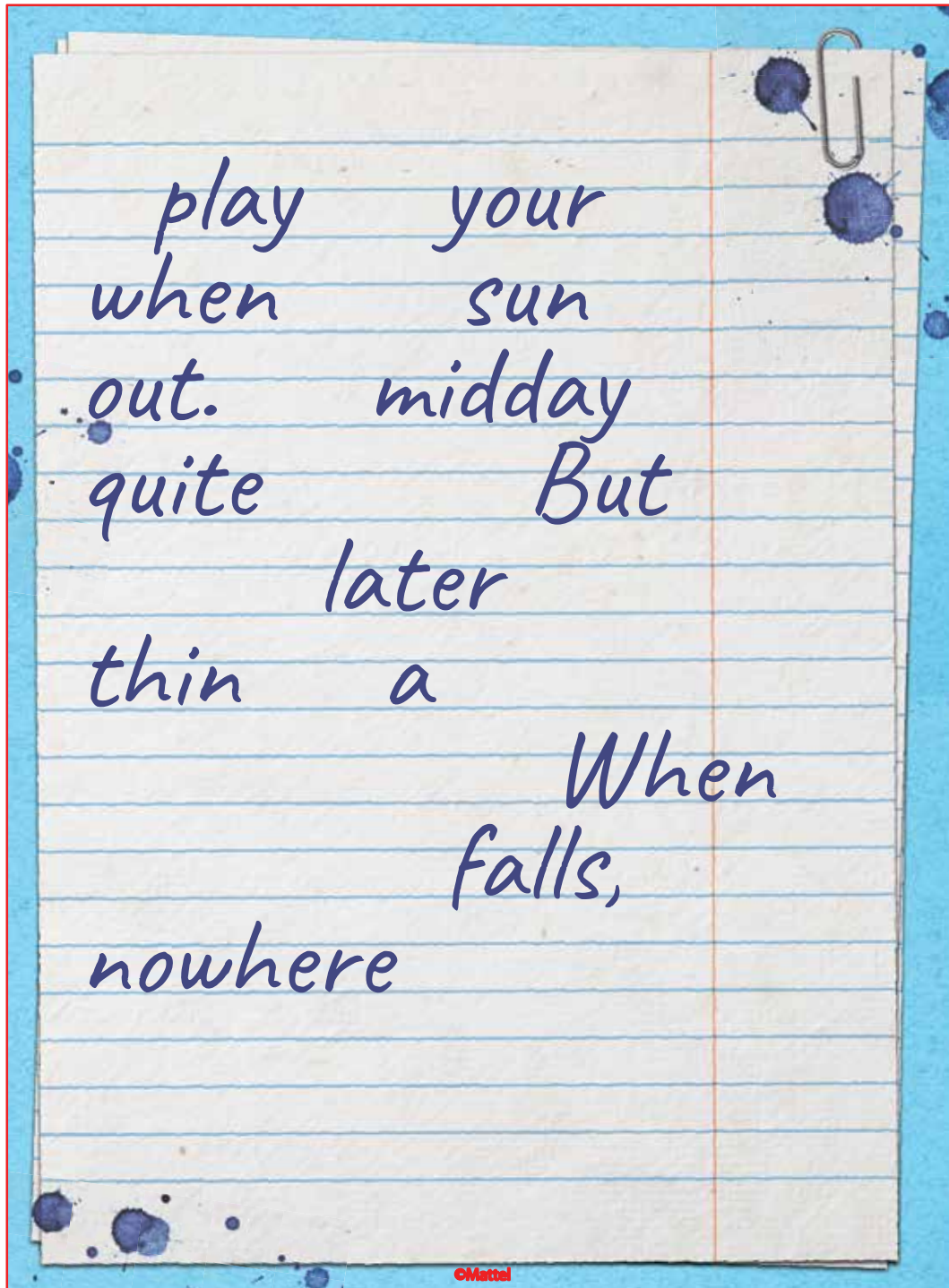
In I'm
stout.


hours I'm
as

beansprout.


darkness I'm
about.



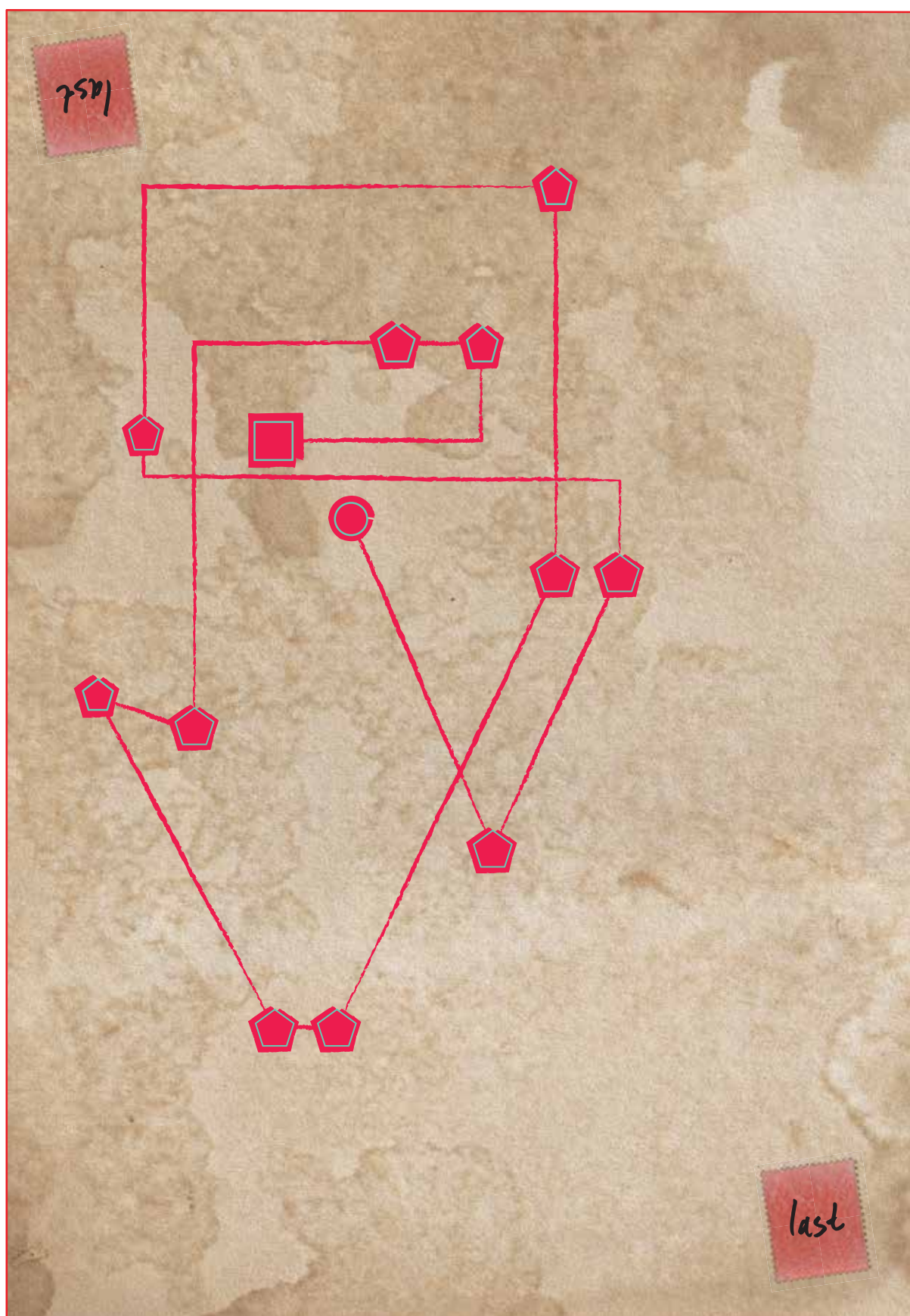




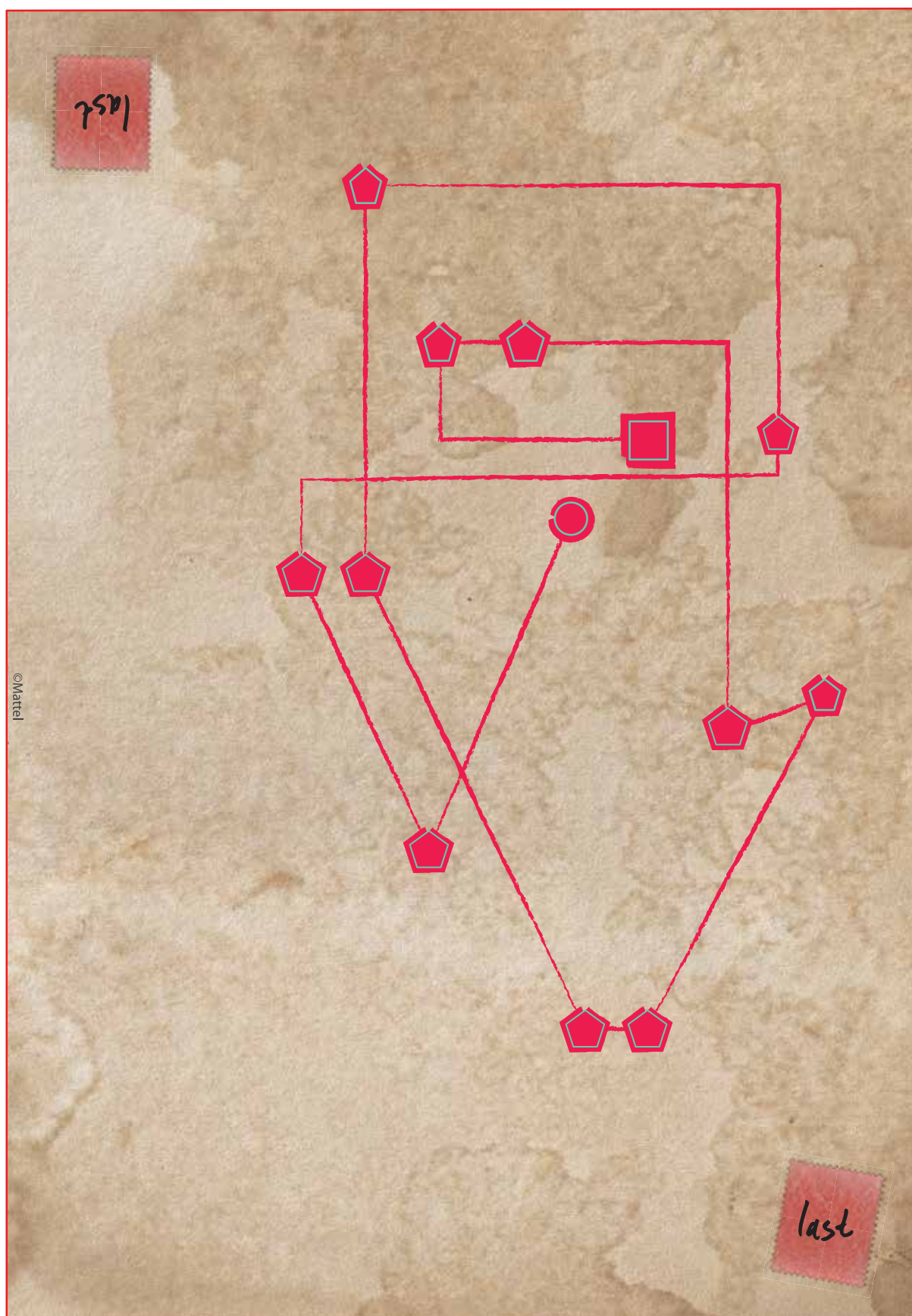
Blue "LAST" puzzle - Front



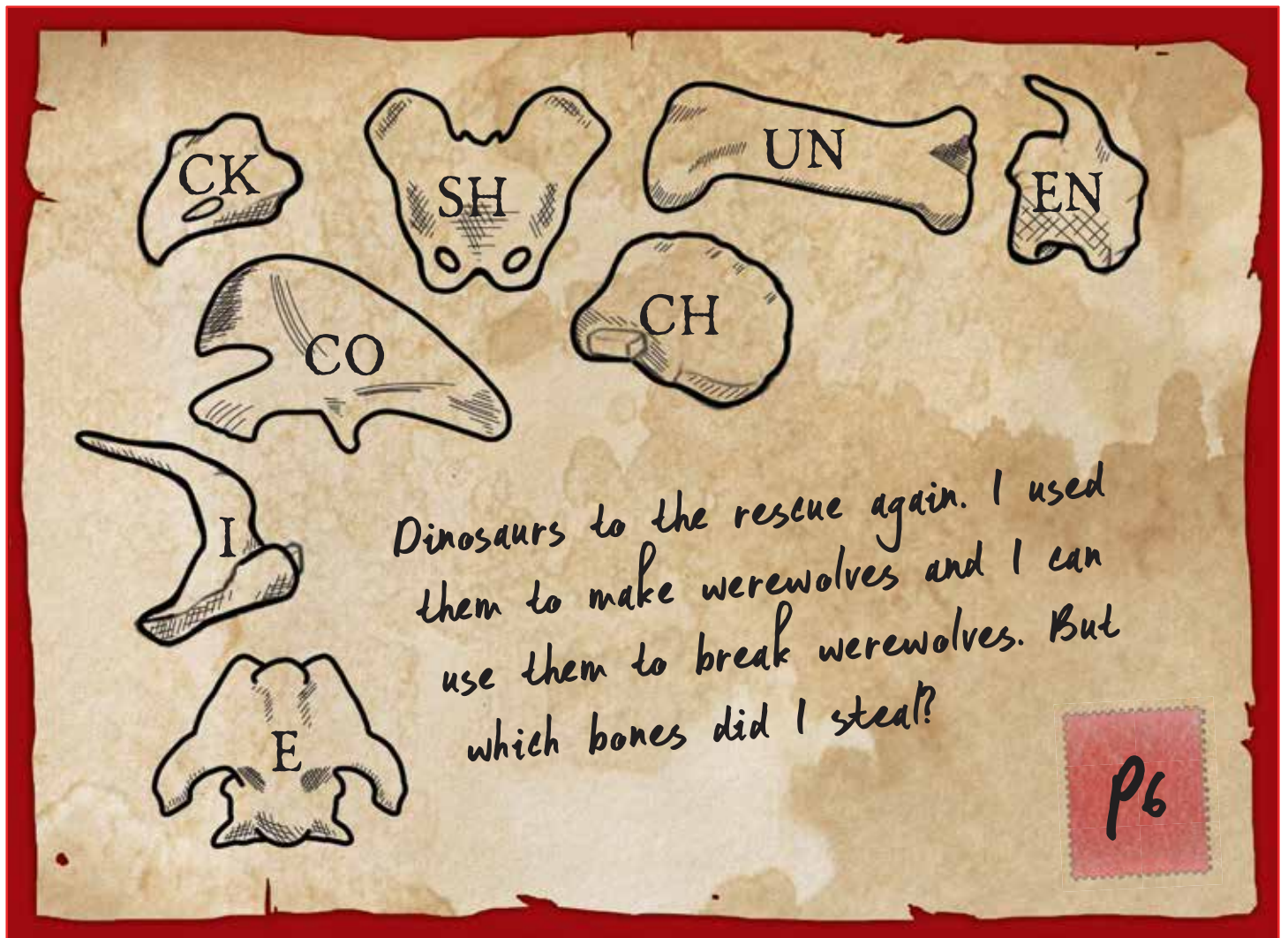
Blue "LAST" puzzle - Back



Red "LAST" puzzle - Front




Red "LAST" puzzle - Back





P6 puzzle instructions - Back

I ♥ my GMO memnings. These mice / lemming hybrids always mirror the movements of the other to create masterpieces based on the center.



Get the brown mouse to the cheese and make sure the white mouse moves in perfect reflection.

P7



P7 puzzle - Back

BLACK out the truth.
Leave the lies alone.

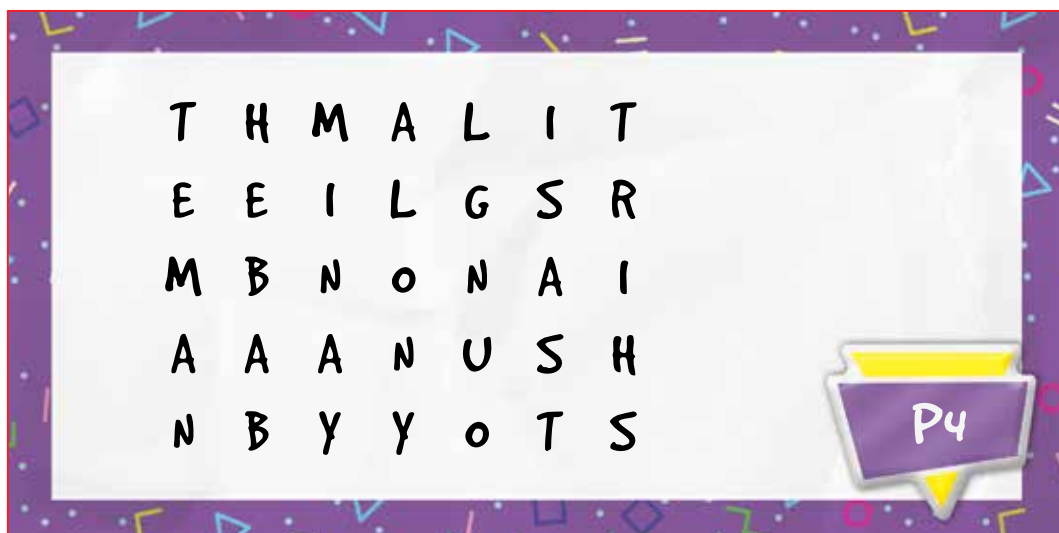
- | | | | |
|---|----------------------|----|----------------------|
| 1 | P1 answer includes N | 6 | P3 answer includes F |
| 2 | P1 answer includes C | 7 | P4 answer includes R |
| 3 | P2 answer includes S | 8 | P4 answer includes T |
| 4 | P2 answer includes A | 9 | P5 answer includes O |
| 5 | P3 answer includes B | 10 | P5 answer includes U |

5	6	10	5	10	6	3	2
3	7	4	2	4	7	8	9
8	10	1	8	9	1	5	2






"Lithia Last" purple puzzle - Back







P5 puzzle - Front

