



HALO



HHC43

Banished Phantom Rebuild

Phantom des Parias Reconstruis

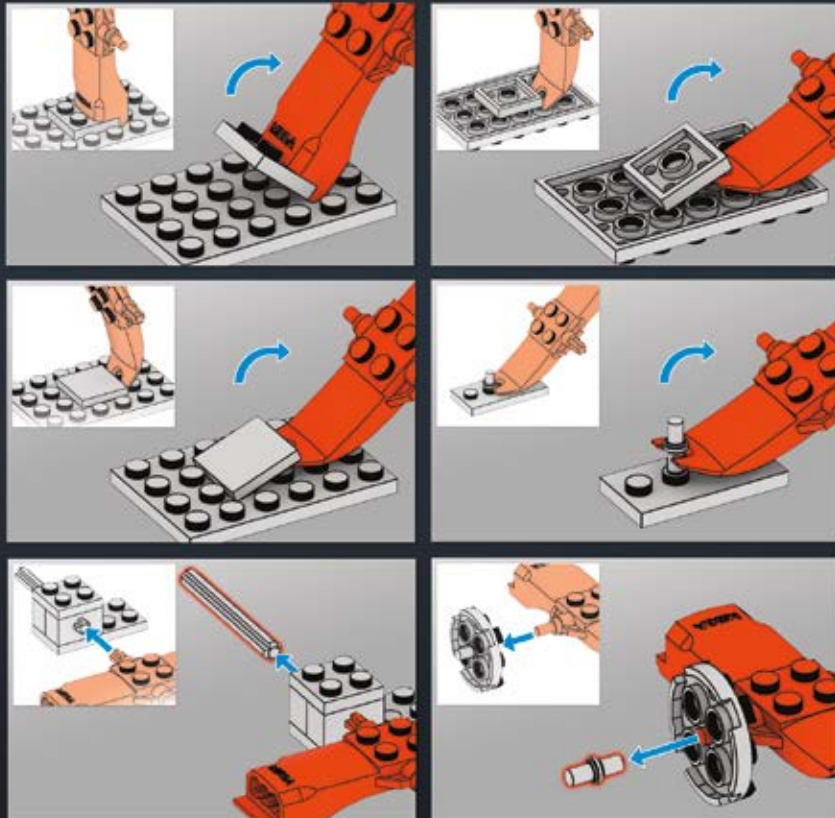
Phantom de los desterrados reconstruir / Phantom dos banished reconstruir

Фантом Изгнанников восстанавить

HALO
INFINITE

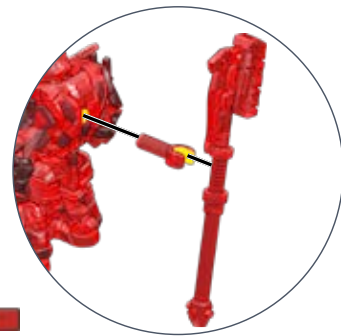
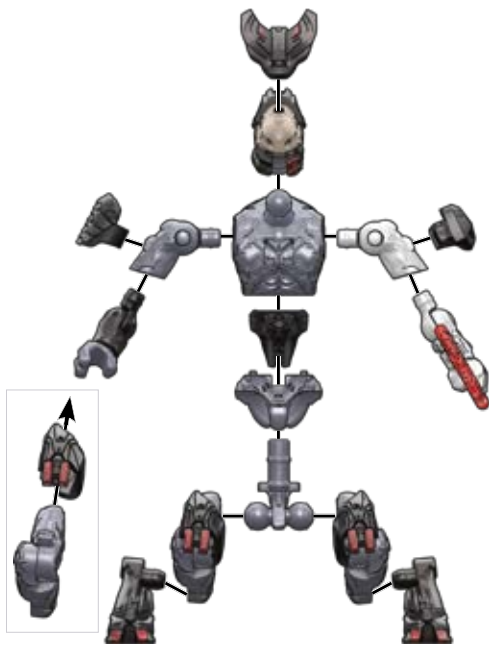
BUILDING TOOL OUTIL DE CONSTRUCTION

HERRAMIENTA DE CONSTRUCCIÓN
BAUWERKZEUG
FERRAMENTA DE MONTAGEM
ІНСТРУМЕНТ ДЛЯ КОНСТРУИРОВАНИЯ




1






2




2X



4X



1X



3




4X




Place temporary pieces.
Placer les pièces temporaires.
Colocar las piezas provisionales.
Colocar as peças temporárias.
Posizionare i pezzi provvisori.
Die vorübergehend benötigten Teile platzieren.
Umieścić tymczasowe elementy.
Plaats tijdelijke delen.
Поместите временные детали.
Placér midlertidige stykker.
Placera temporära delar.
Plasser midlertidige deler.
Aseta väliaikaiset osat.
Τοποθετήστε το προσωρινό κομμάτι.
Geçici parçaları yerleştirin.
Umístěte dočasné díly.
Vložte dočasné kusy.
Helyezze el az ideiglenes darabokat.
暫定ピースを配置してください

ضع القطع المؤقتة
放置临时件



1




2

4



4X



5



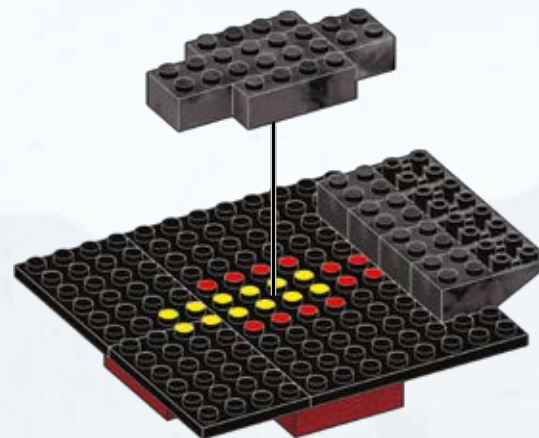
2X



1X



1X



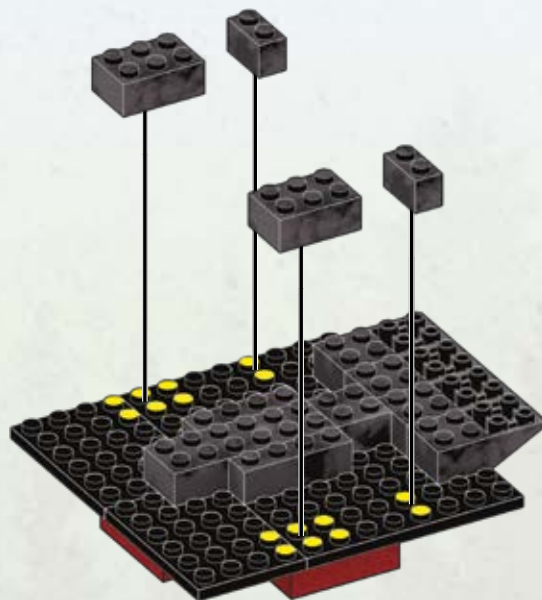
6



2X



2X



1

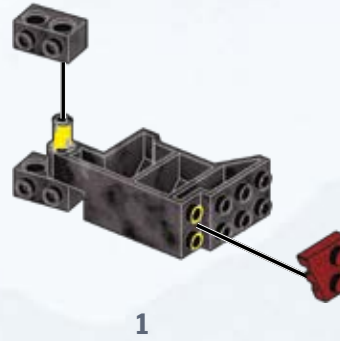



2


7



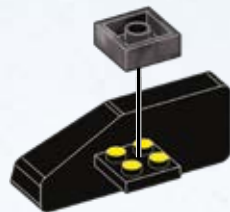

8



9



10



1




2



3

11




1






2

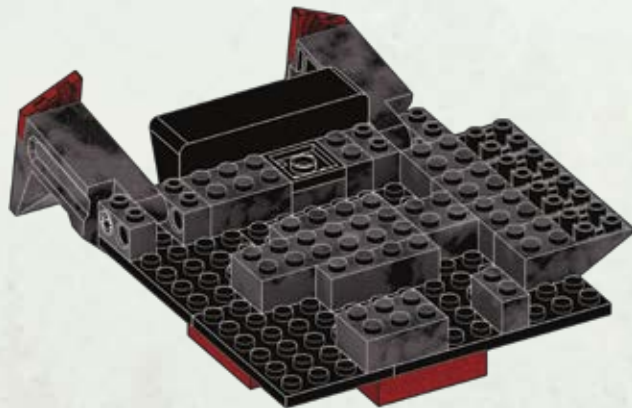
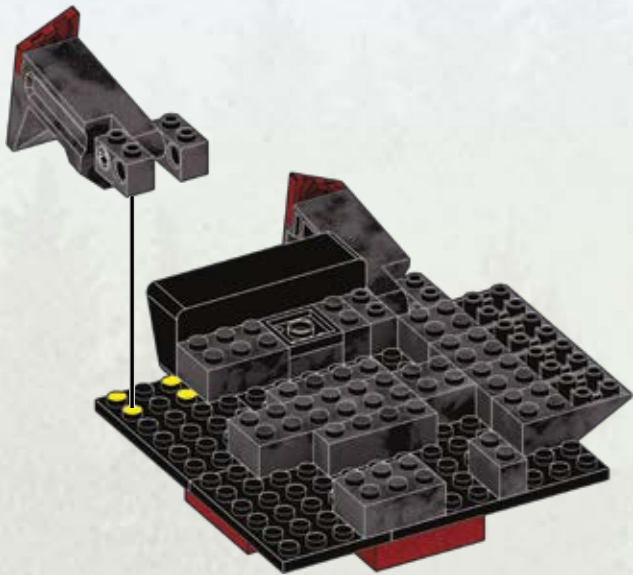
12




13



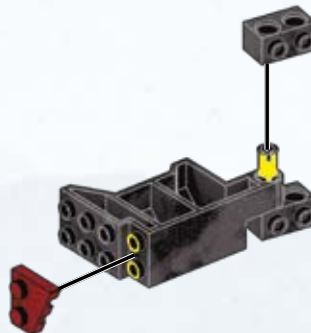

14



15



16

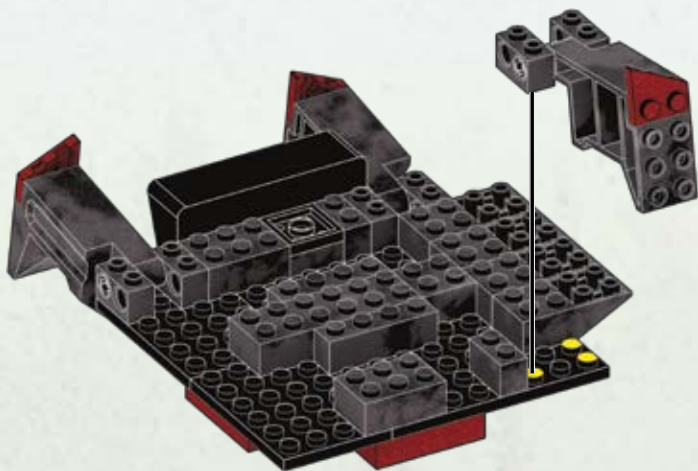


1

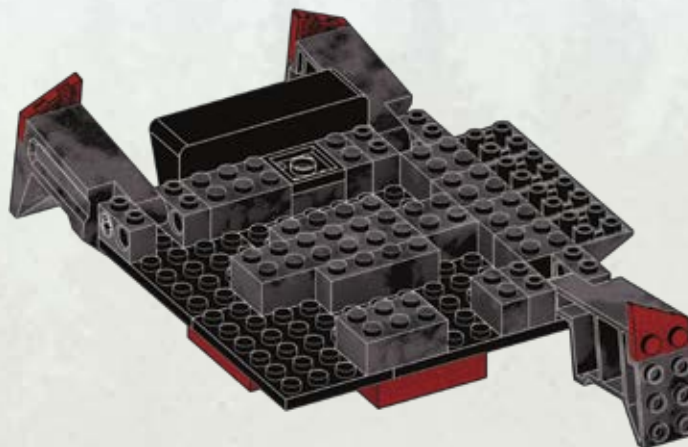


2

17



1




2

18




1X



1X



1

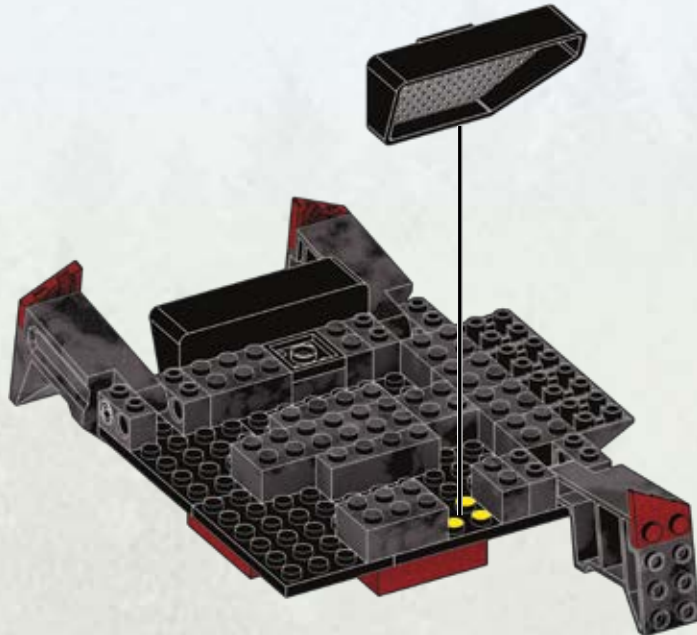


2




3

19




1

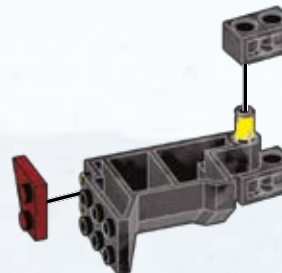



2


20



21

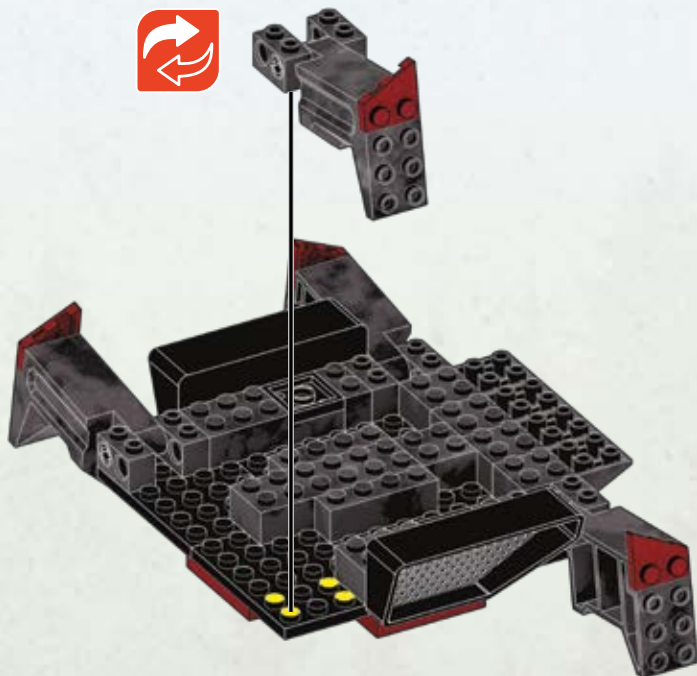


1

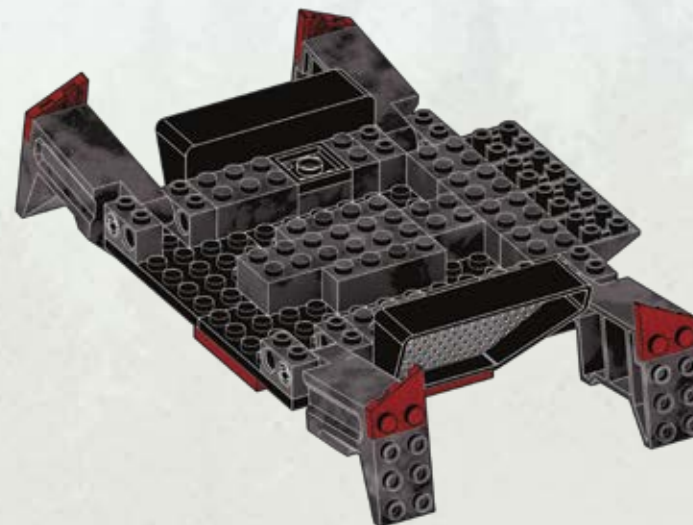


2

22



1



2

23



4X



24



1X



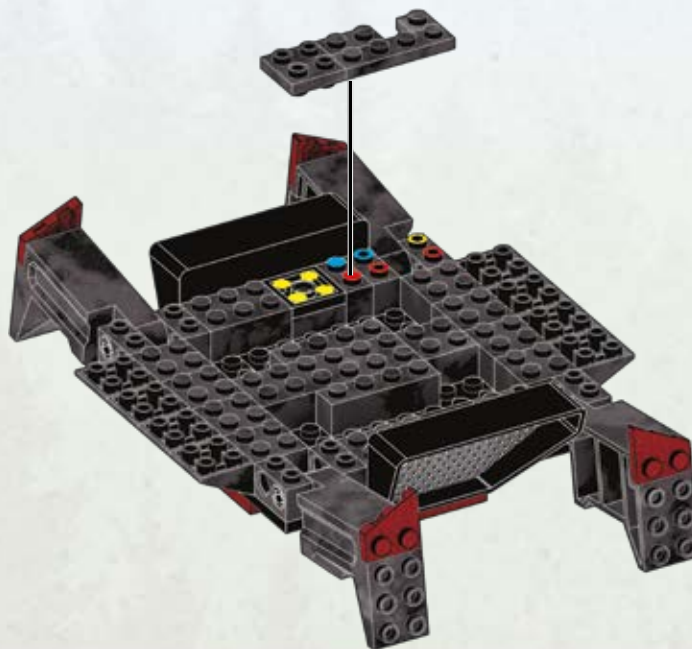
1X



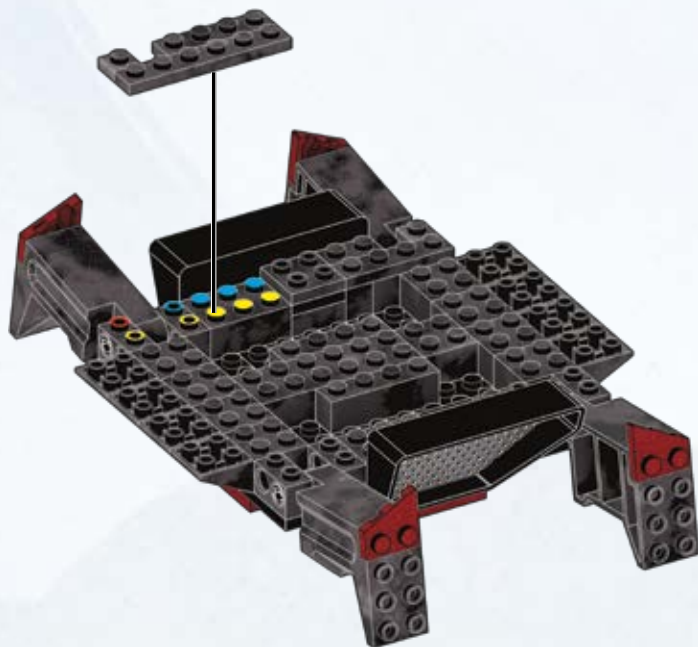
1X



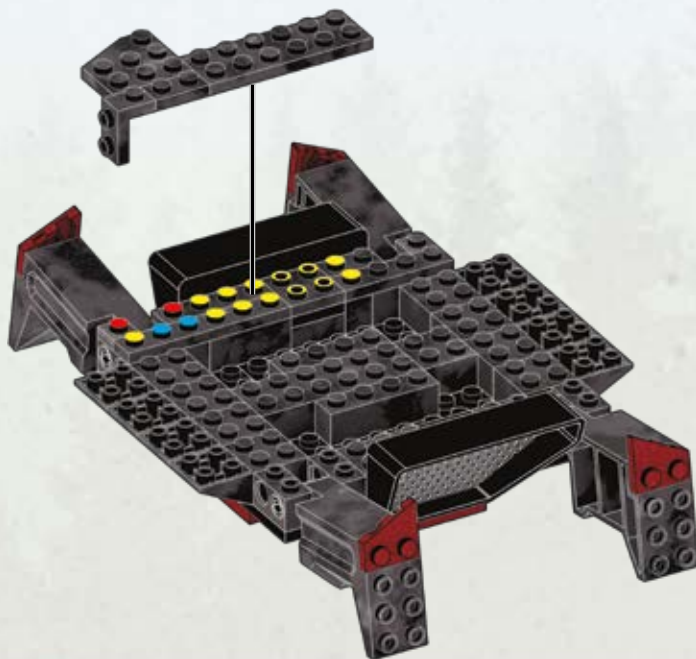
1X



25



26





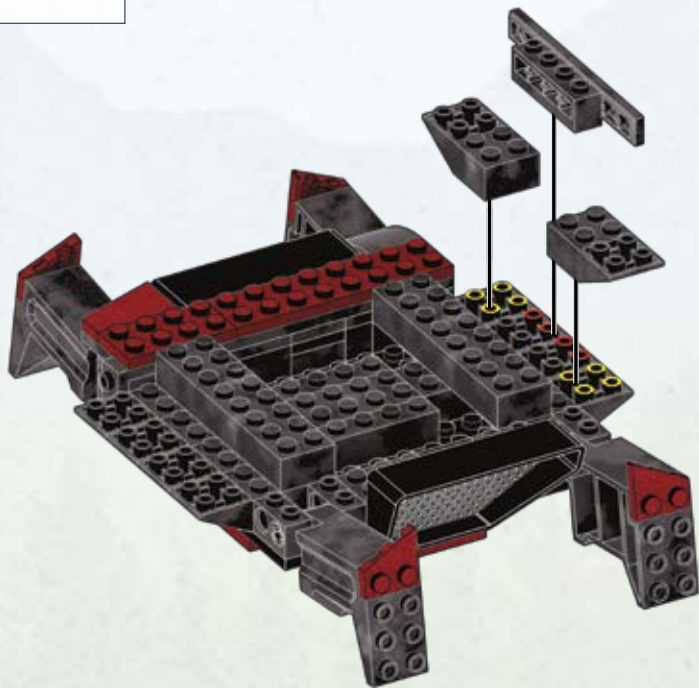
1x



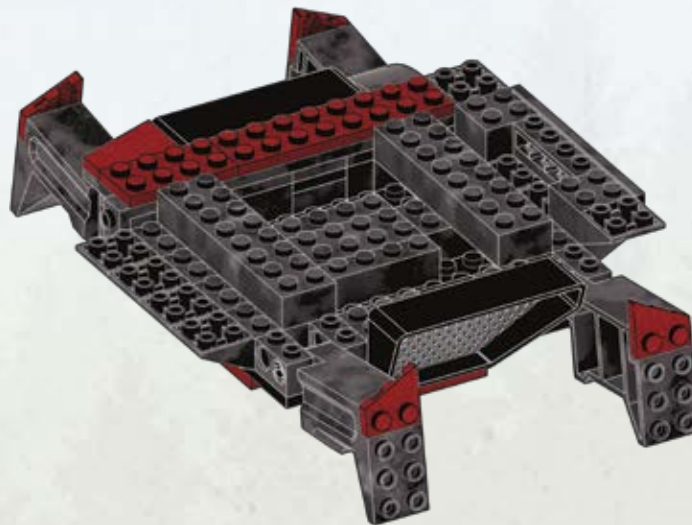
2x



1x



1



2

30



1X

1X

1X



X

✓



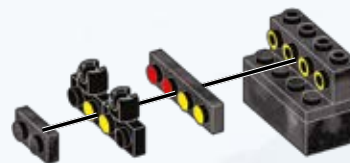
31



1X

2X

1X



1

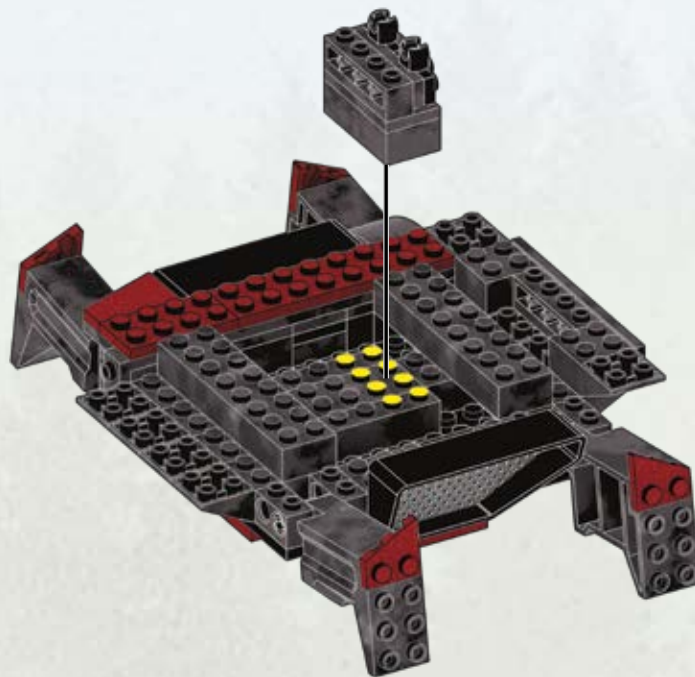


2

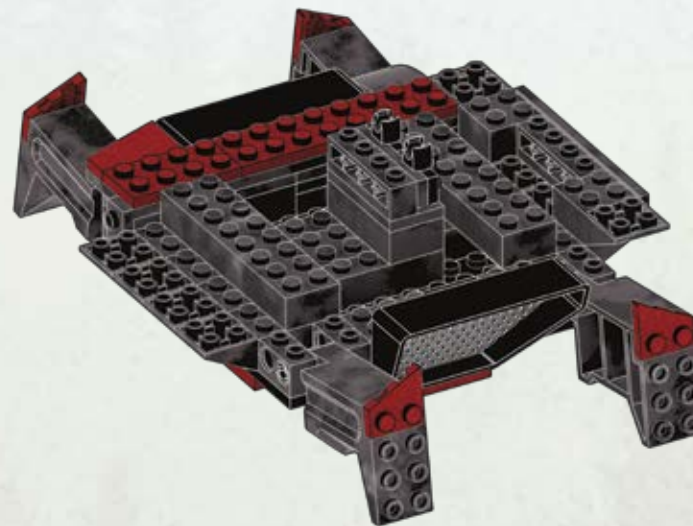


3

32

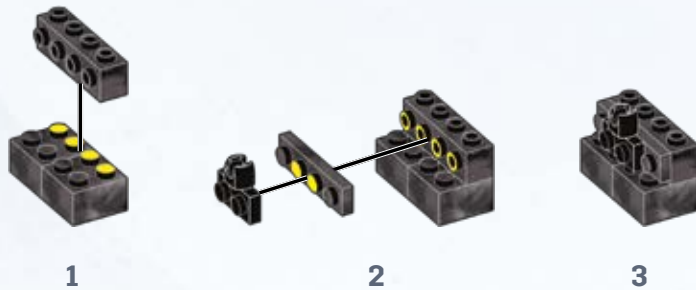


1




2

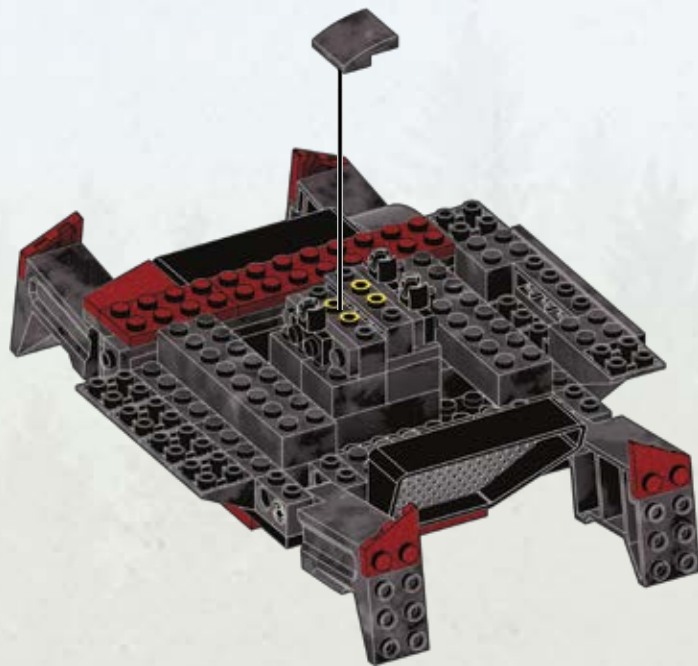
33



34



35



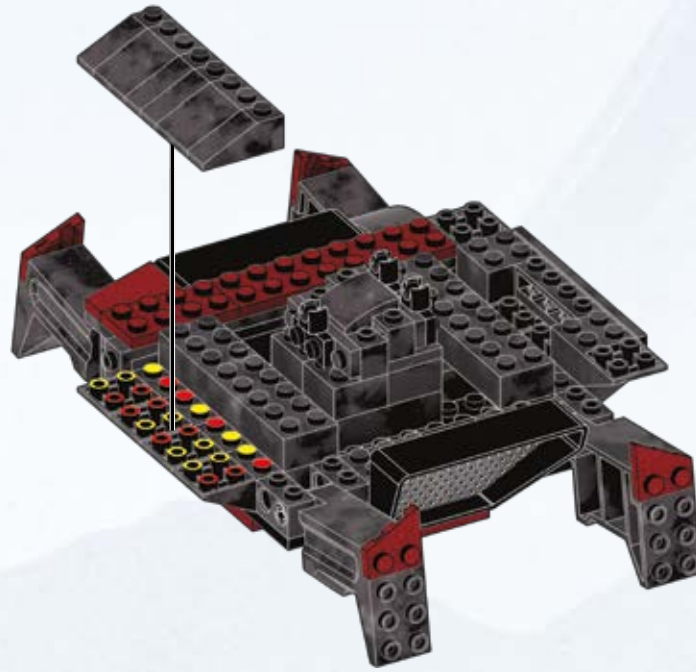
36



4X



2X



37



1X




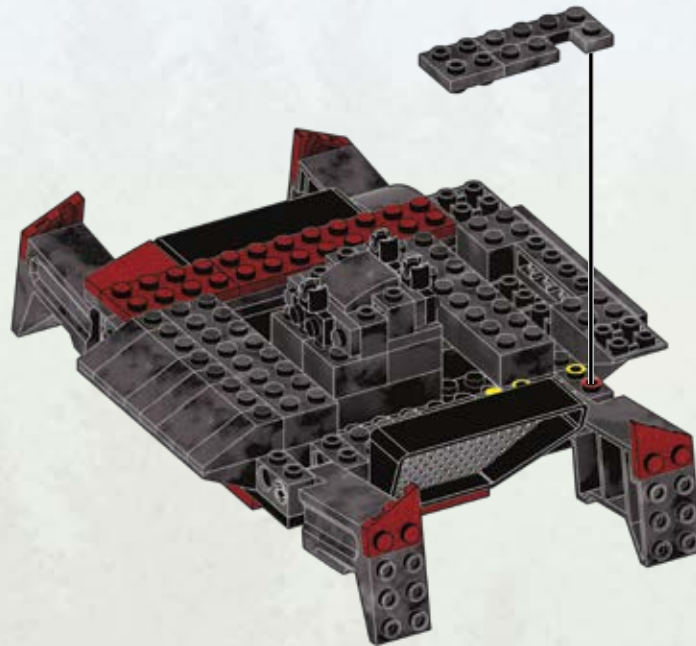
1X



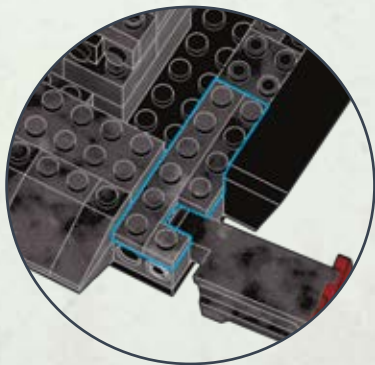

1X




1X



38



39



40



1X



1X



1X



1X



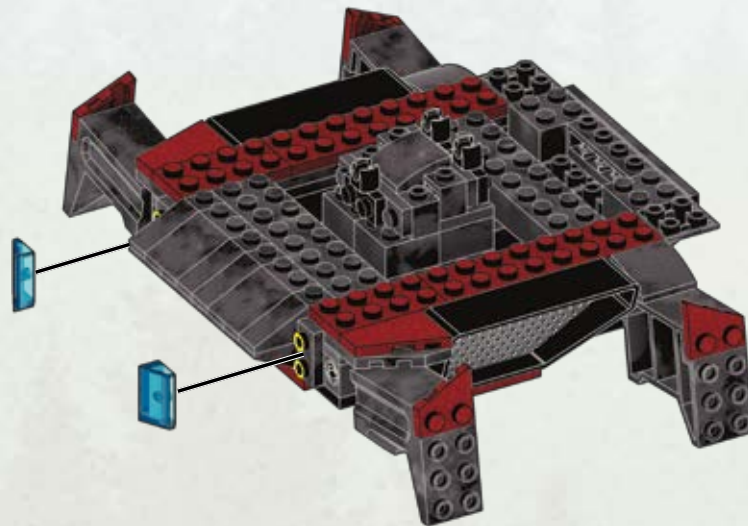
1X



41



2X



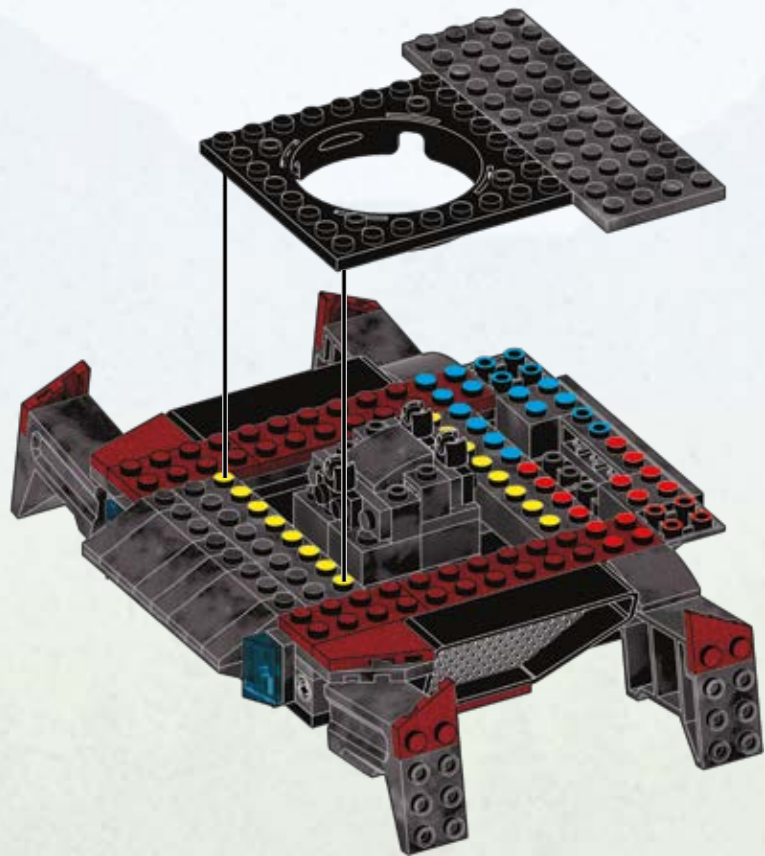
42



2X



1X



43




2X



1X



1X



44



1X


1X

1X



X

✓



45



1X



1X



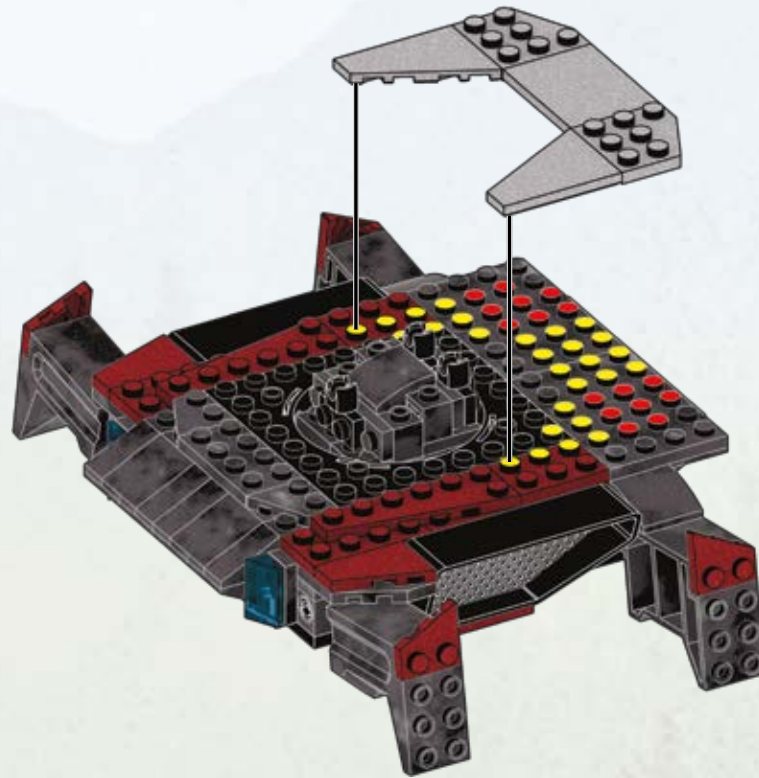
1X



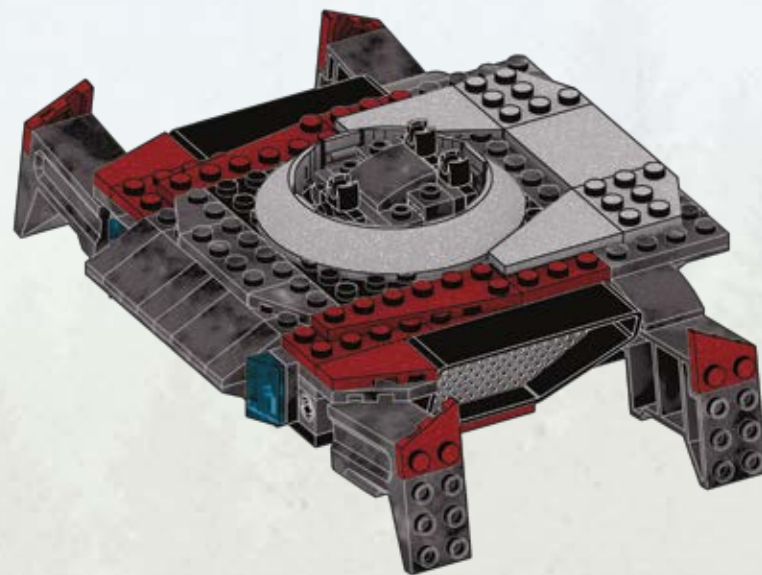
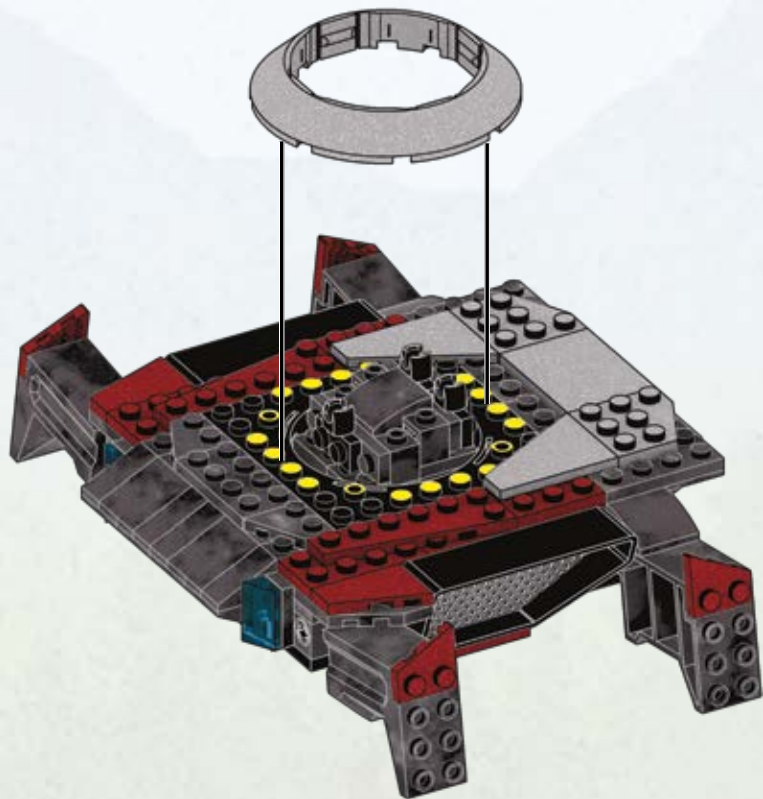
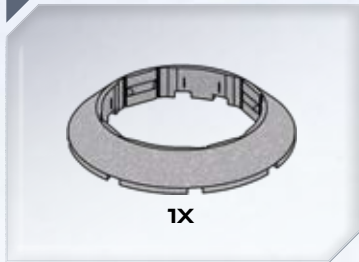
1X



1X




46




47



4X



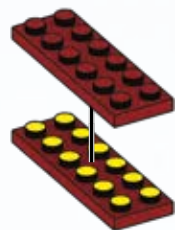
1X




Place temporary pieces.
 Placer les pièces temporaires.
 Colocar las piezas provisionales.
 Colocar as peças temporárias.
 Posizionare i pezzi provvisori.
 Die vorübergehend benötigten Teile platzieren.
 Umieścić tymczasowe elementy.
 Plaats tijdelijke delen.
 Поместите временные детали.
 Placer midlertidige stykker.
 Placera temporära delar.
 Plasser midlertidige deler.
 Aseta väliaikaiset osat.
 Τοποθετήστε το προσωρινό κομμάτι.
 Geçici parçaları yerleştirin.
 Umistěte dočasné díly.
 Vložte dočasné kusy.
 Helyezze el az ideiglenes darabokat.
 暫定ピースを配置してください
 ضع القطع المؤقت

放置临时件


x2




1




2



3



1



2

48



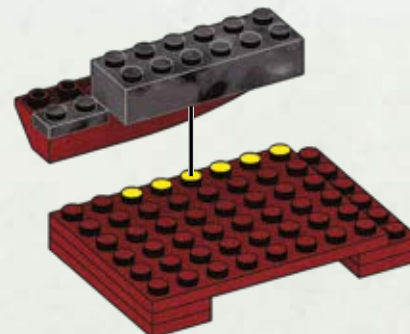
1X



1X



1X



49



2X



1X



1X



50




1X



1X



1X



51



2X



1X



1X



52



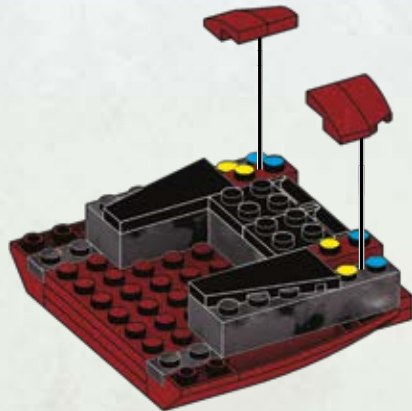
1X



1X



2X



1




2

53



Remove temporary pieces.
 Retirer les pièces temporaires.
 Retirar las piezas provisionales.
 Remover as peças temporárias.
 Rimuovere i pezzi provvisori.
 Die vorübergehend benötigten Teile entfernen.
 Usunąć elementy tymczasowe.
 Verwijder tijdelijke delen.
 Удалите временные детали.
 Fjern midlertidige stykker.
 Ta bort temporära delar.
 Fjern midlertidige deler.
 Poista väliaikaiset osat.
 Αφαιρέστε τα προσωρινά κομμάτια.
 Geçici parçaları çıkarın.
 Odstraňte dočasné diely.
 Vyberte dočasné diely.
 Távolítsa el az ideiglenes darabokat.
 暫定ピースを外してください
 انزع القطع المؤقتة


移除临时件



54



1X



55



2X



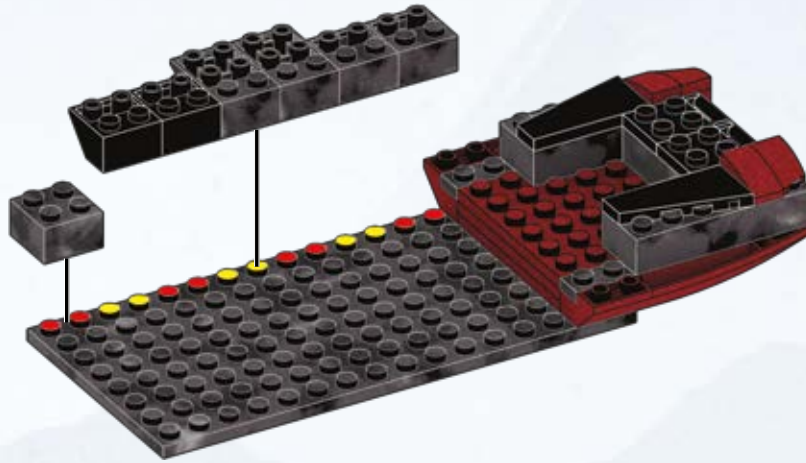
2X




1X



2X




56



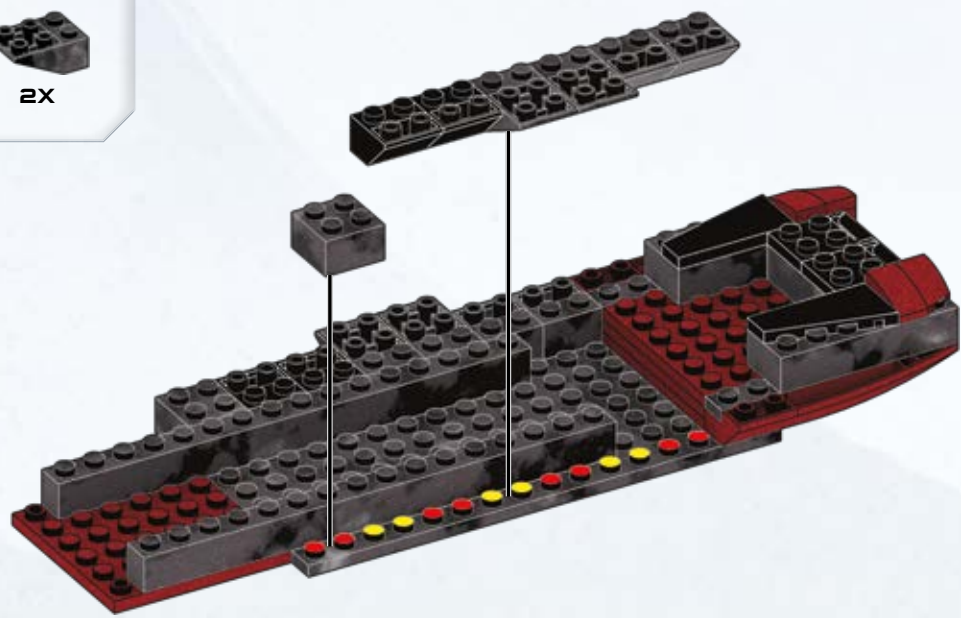
1X




2X




57




58





1



2

60



1X



1X



1X



1X



61



1X



1X



1X



1X



1



2

62



1X



2X



1X



1X




1



2



3



63




1X



2X



1X



64




1X



1X



1X




65



1X



1X





1X



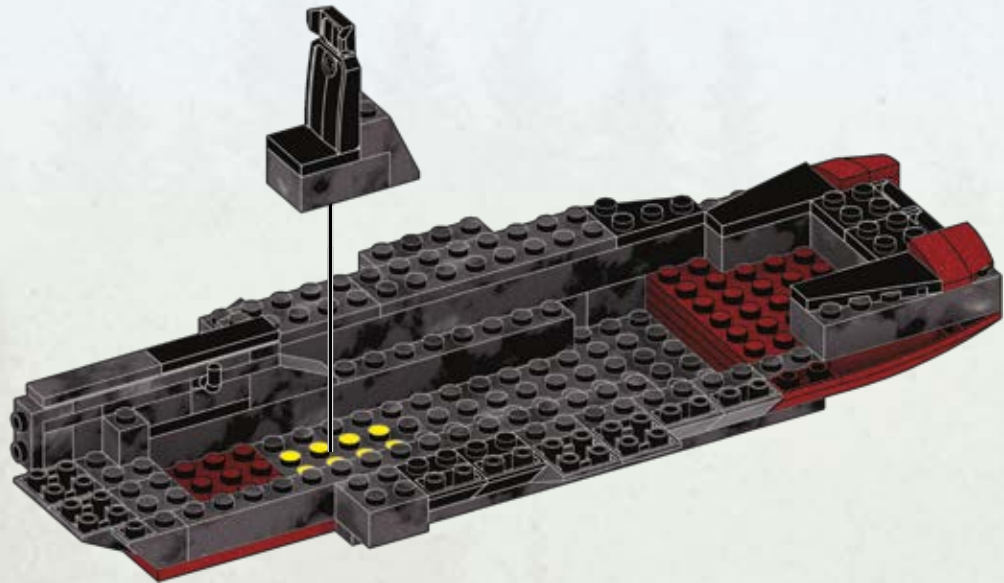
1X



1X



1X



67



1X

1X

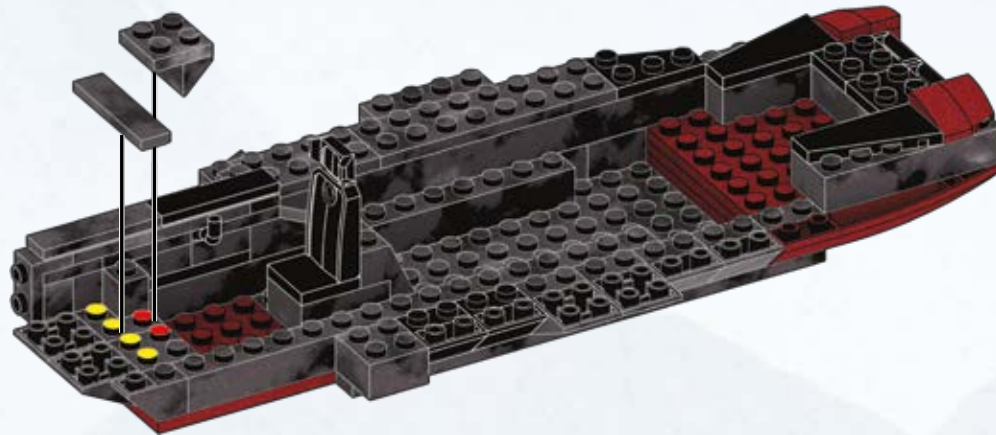
1X



1

2

3



68



4X

1X

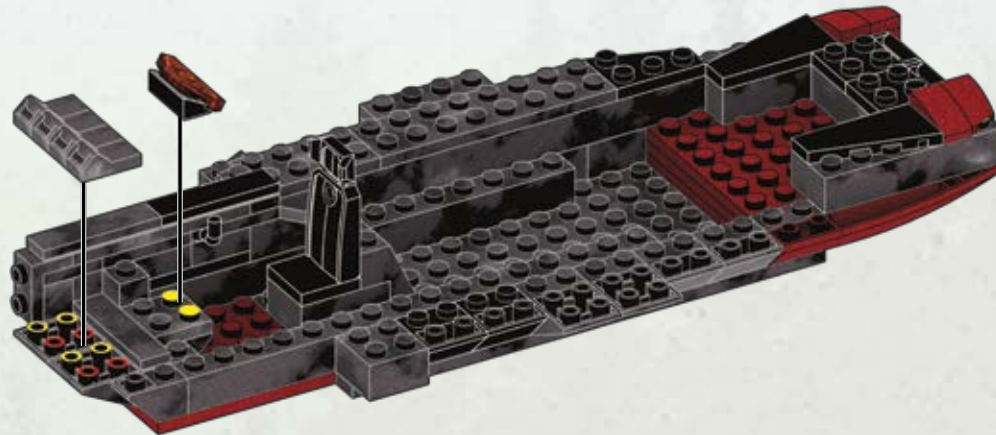
1X



1

2

3



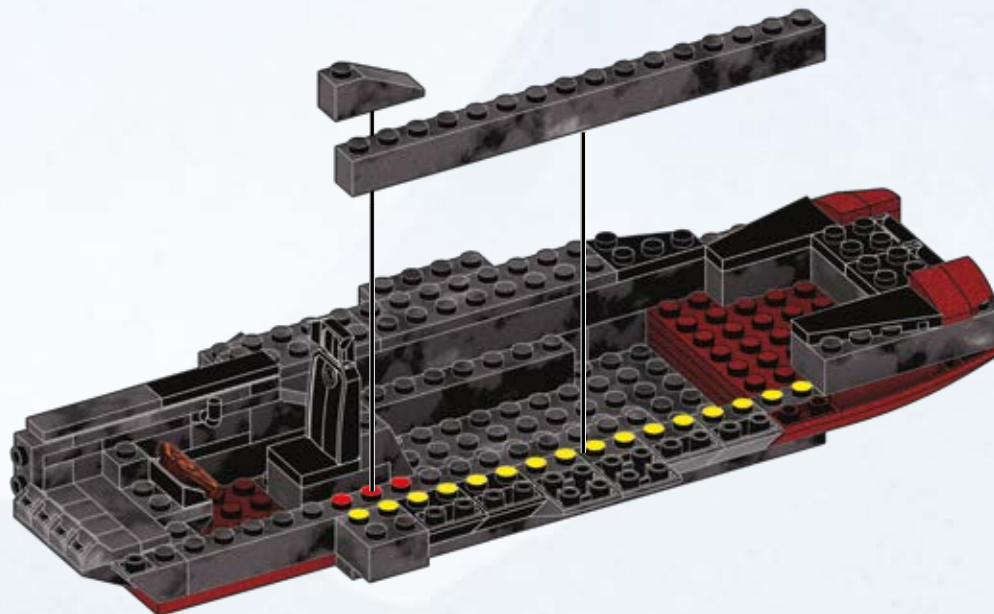
69



1X



1X



70



1X



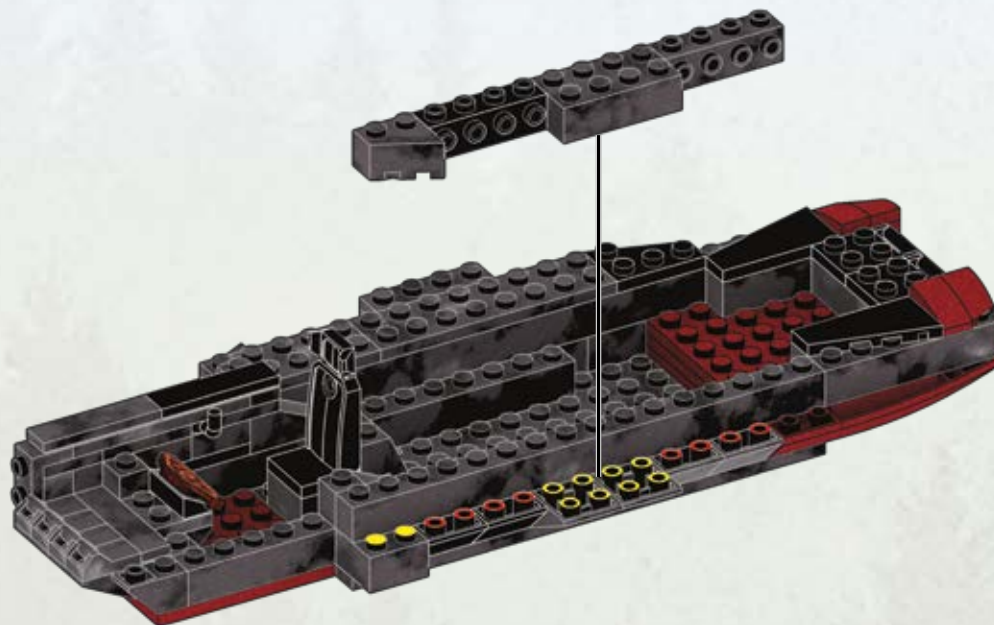
1X



1X



1X



71



1X



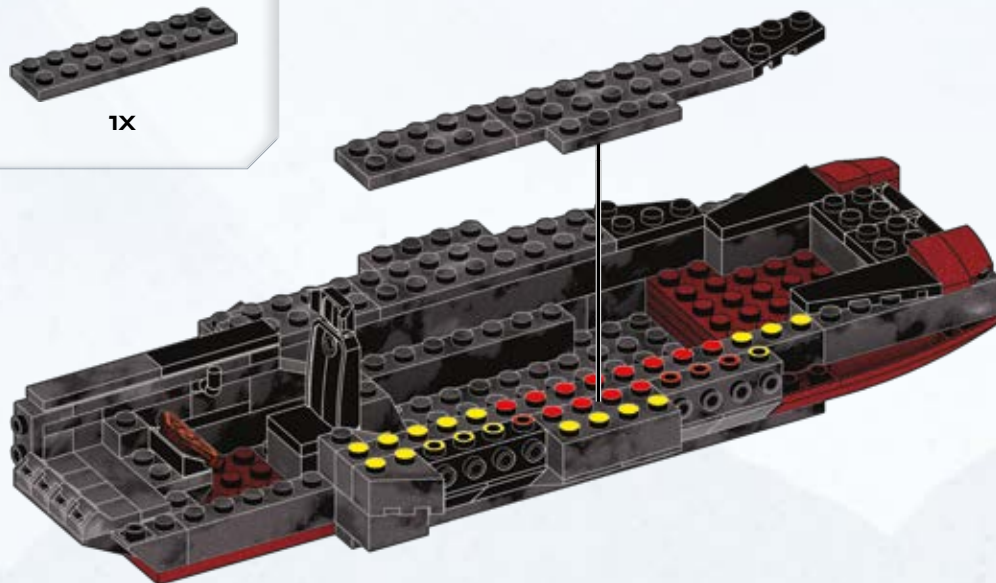
1X



1X



1X



72



1X



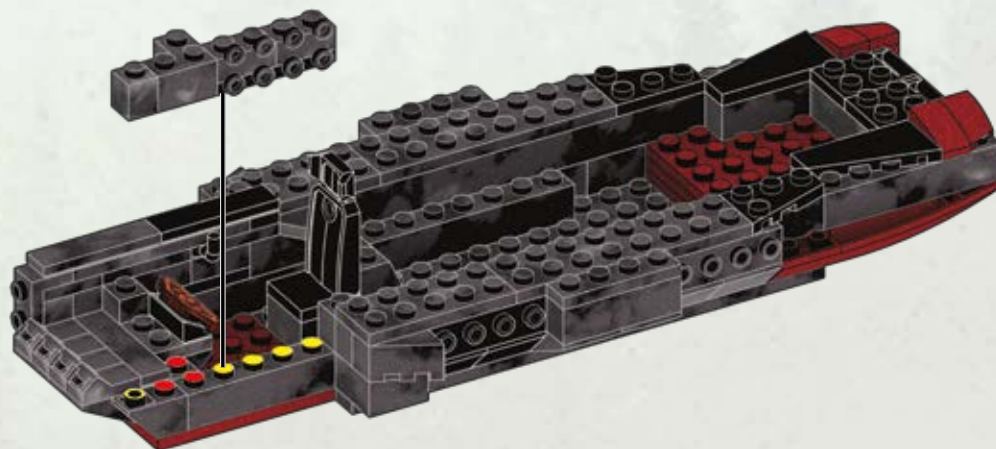
2X



1X



1X



73



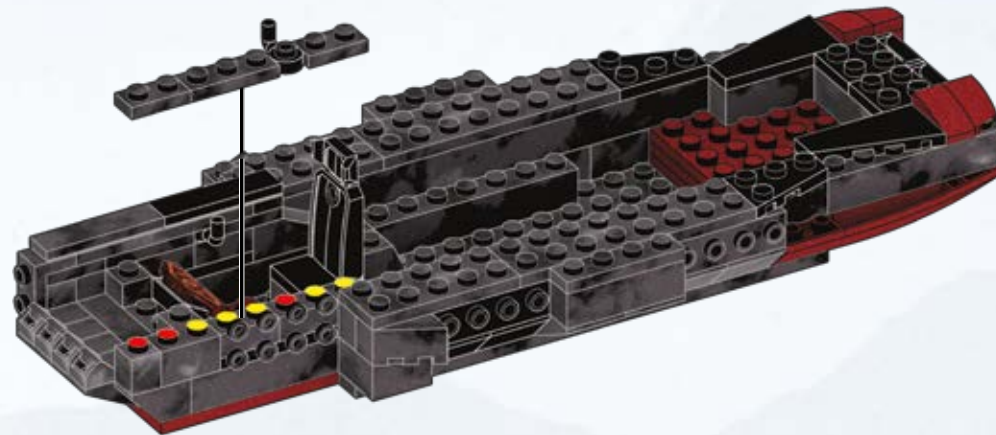
1X



2X



1X



74



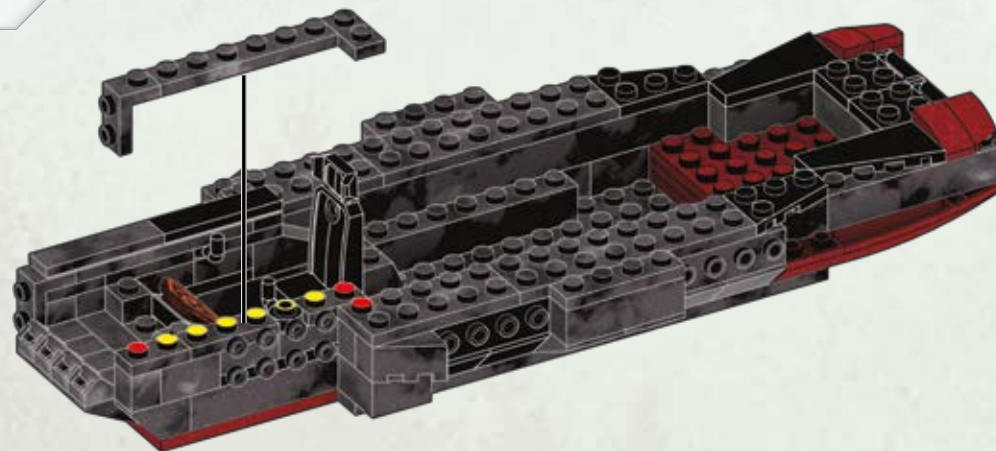
1X



1X



1X



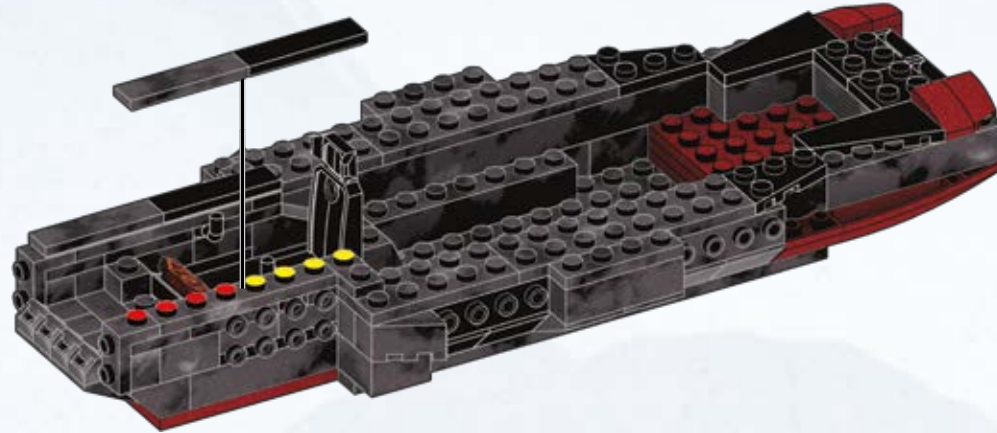
75



1X



1X



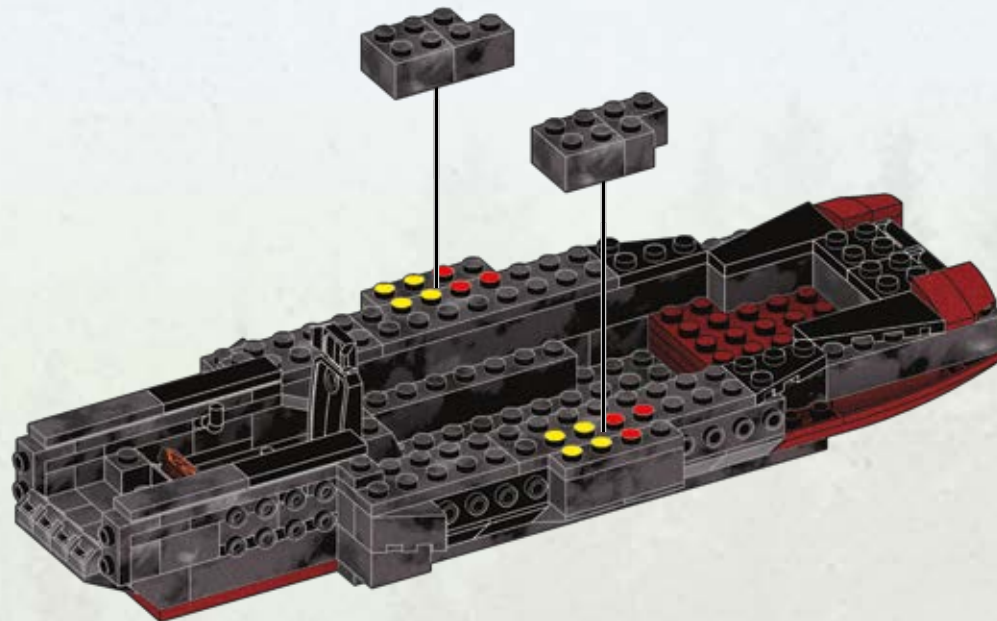
76



2X



2X



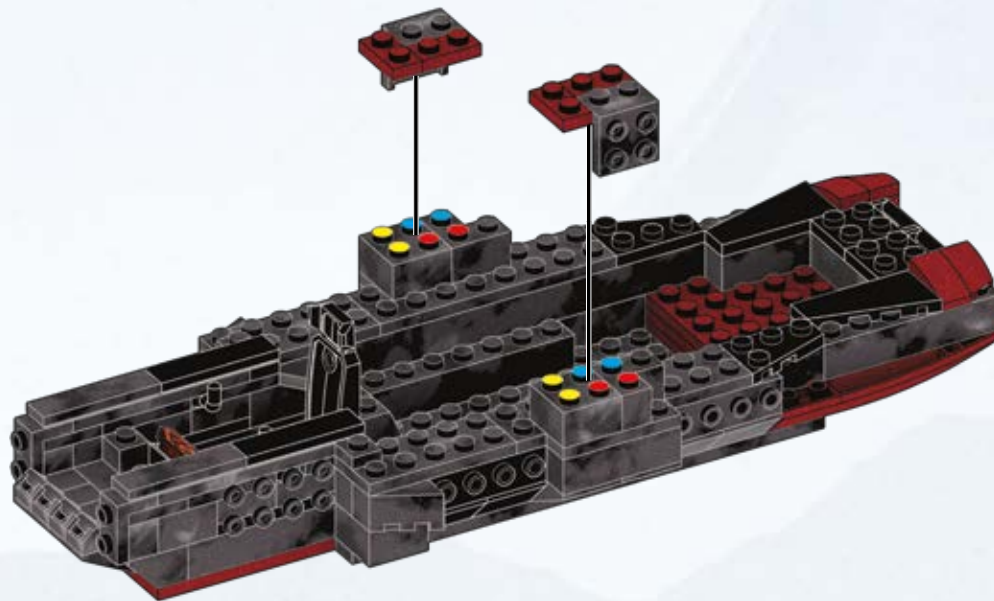
77



4X



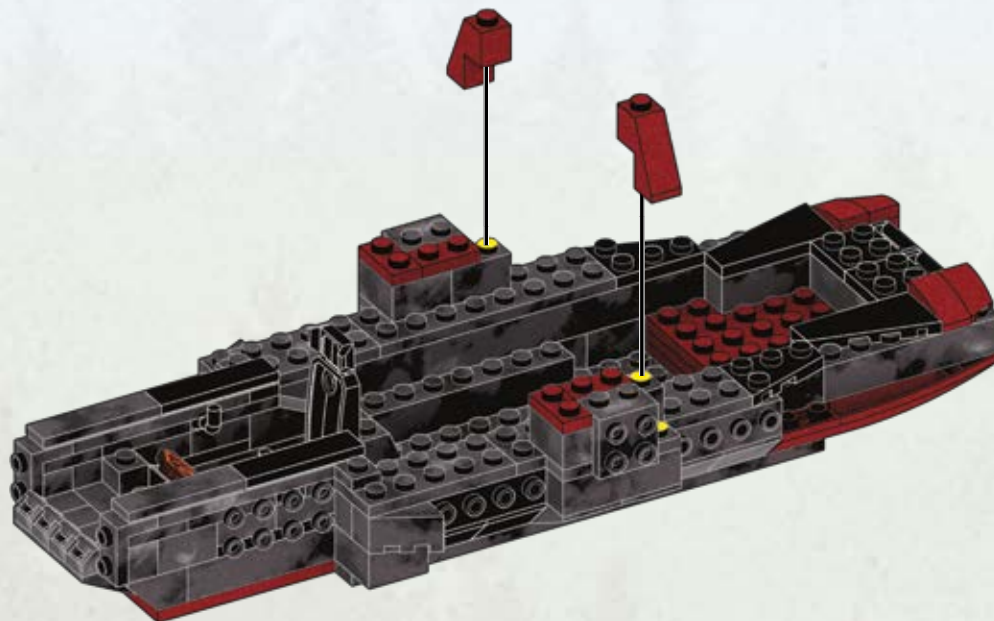
2X



78



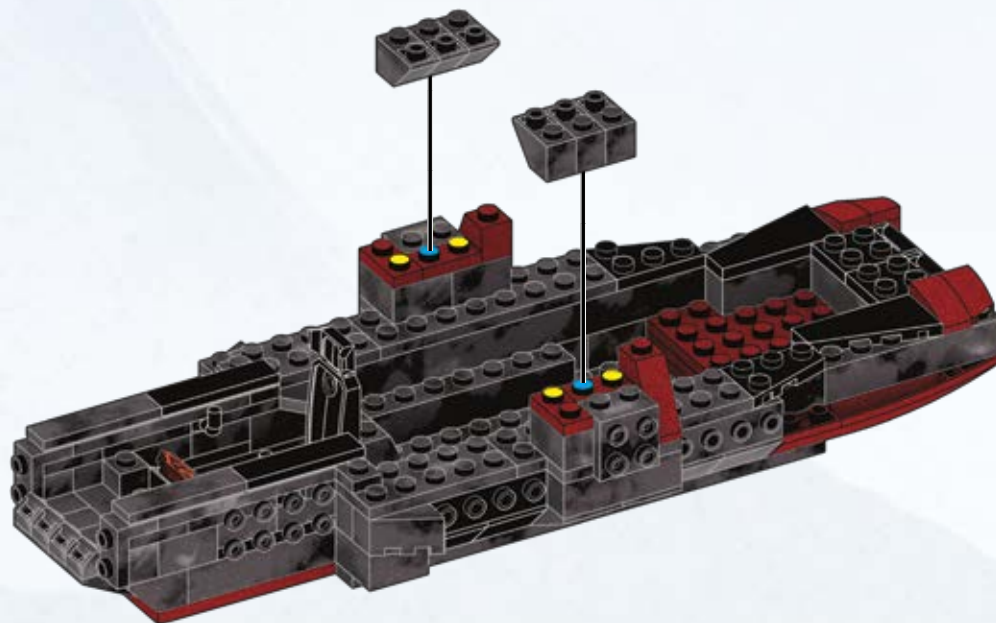
2X



79



6X



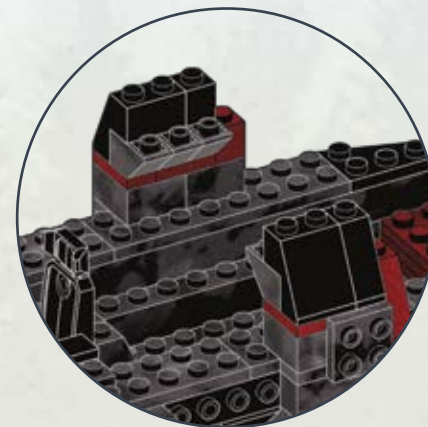
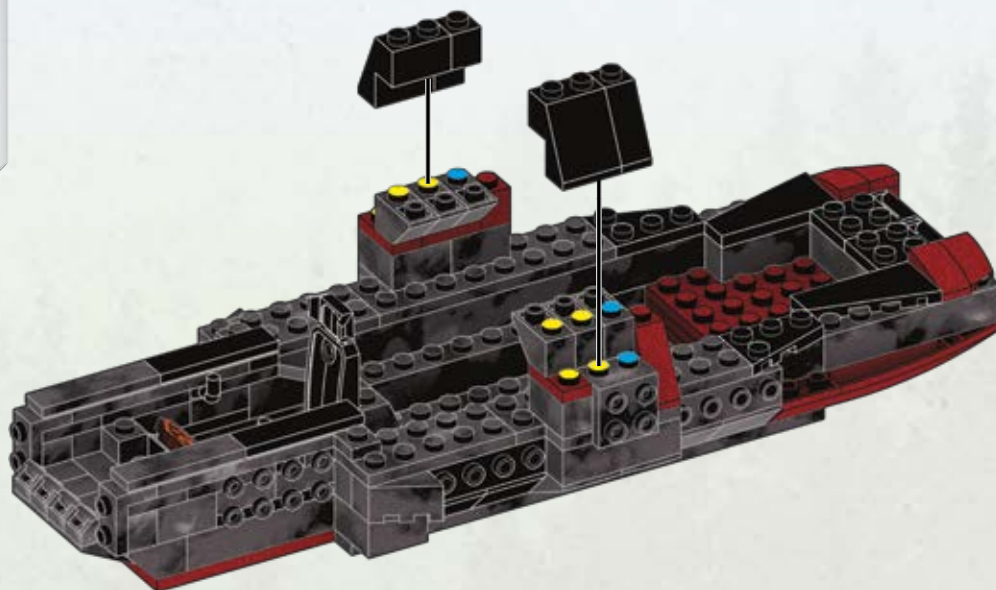
80



2X



2X



81



82



83




84




85



1

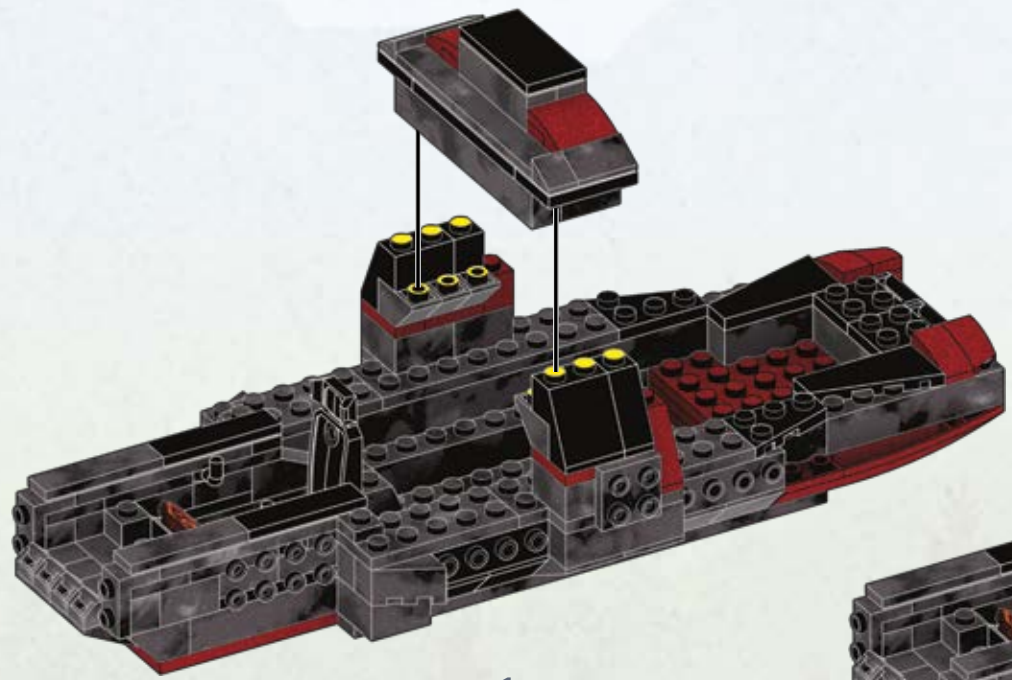


2




3

86

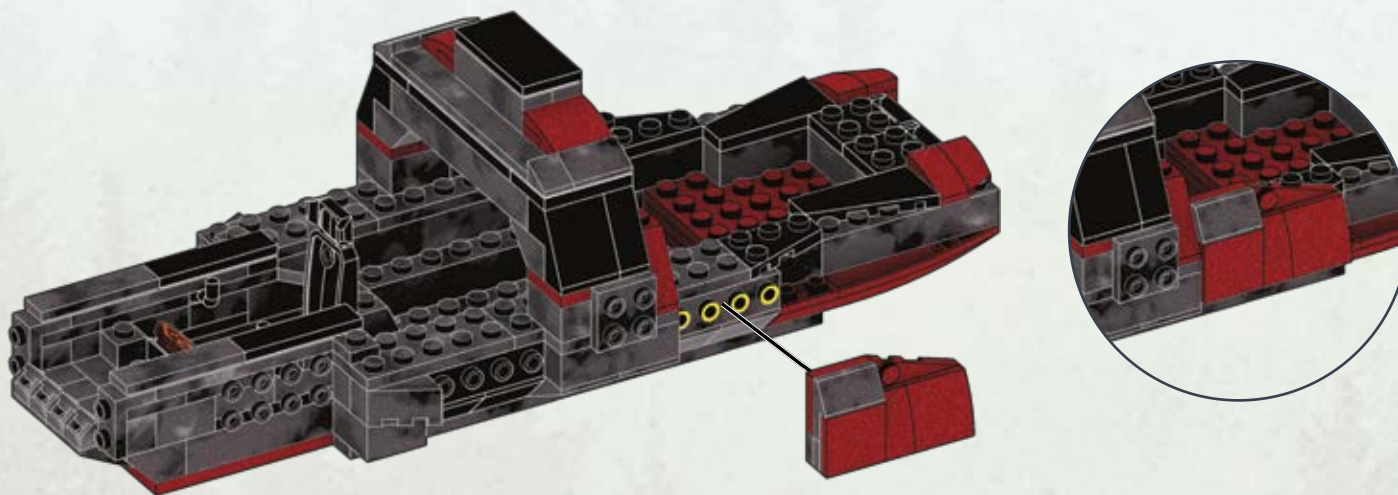


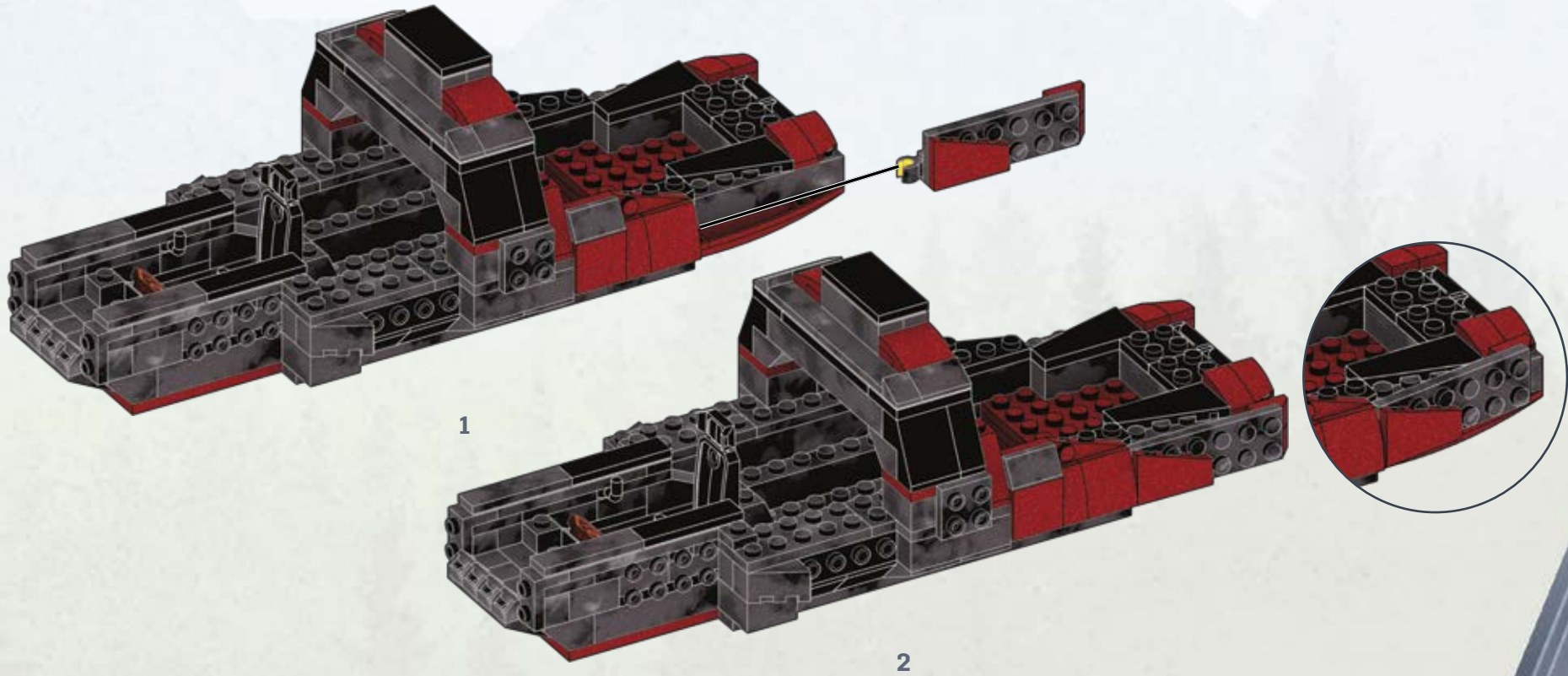

1



2

- 
1X
- 
1X
- 
1X
- 
1X
- 
1X
- 
1X
- 
1X
- 
1X
- 
1X





90



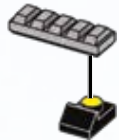
1X



1X



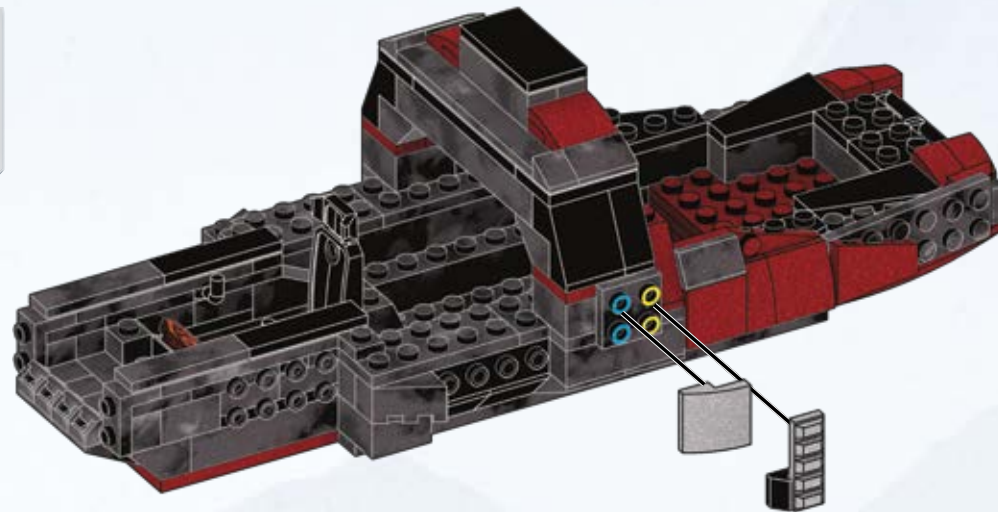
1X



1



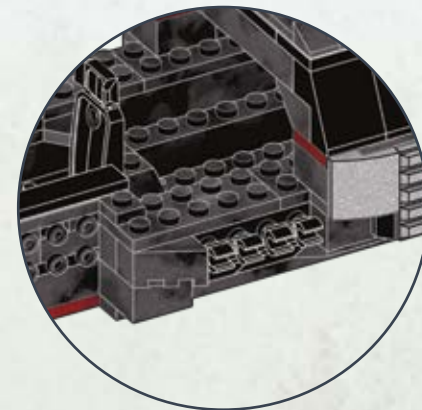
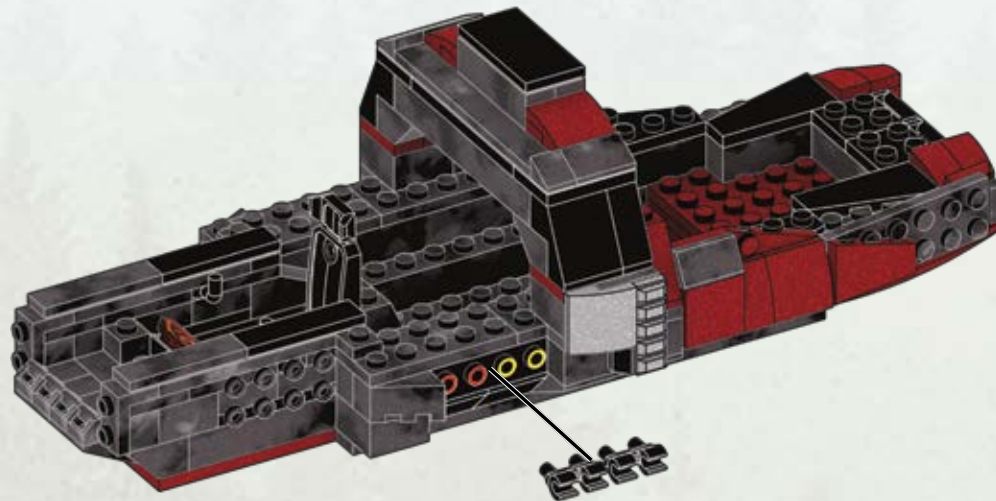
2




91



2X



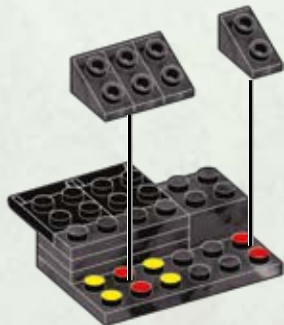
92



93

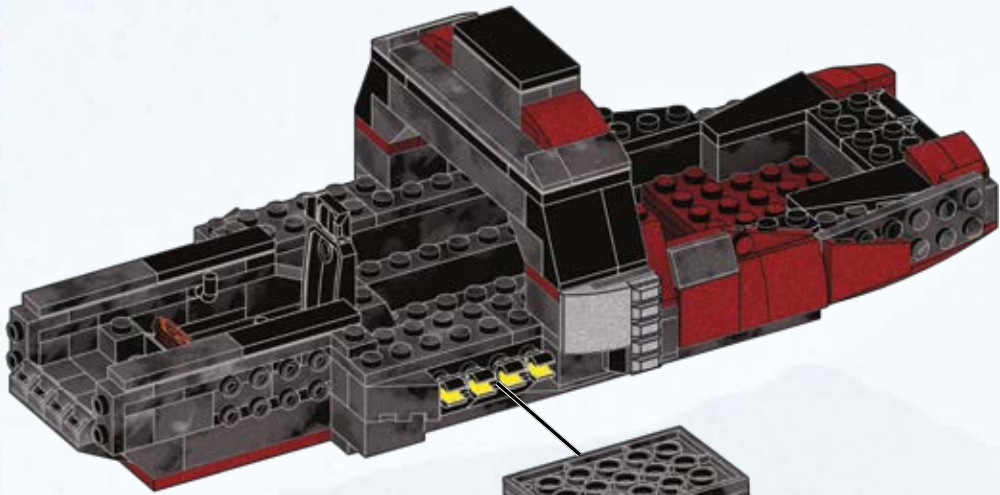


94

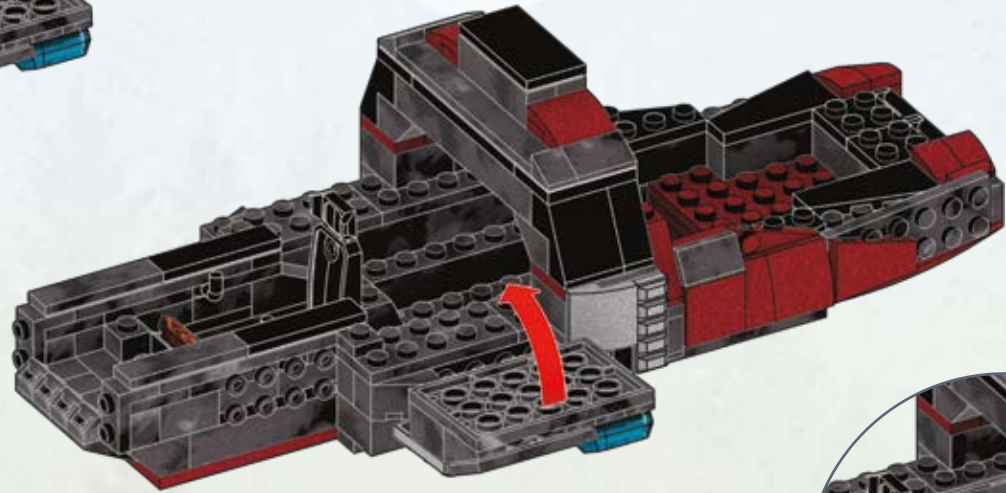


95






1



2



97



1X



1X



1X



1X



1X



X



✓



98



1X



1X



1X



99



1X



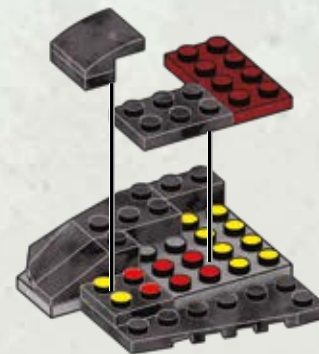
1X



1X



1X



100



1X



1X



1X



101



1X



1X



102



1X



1X



103



3X



104



1X



1X




1X



1

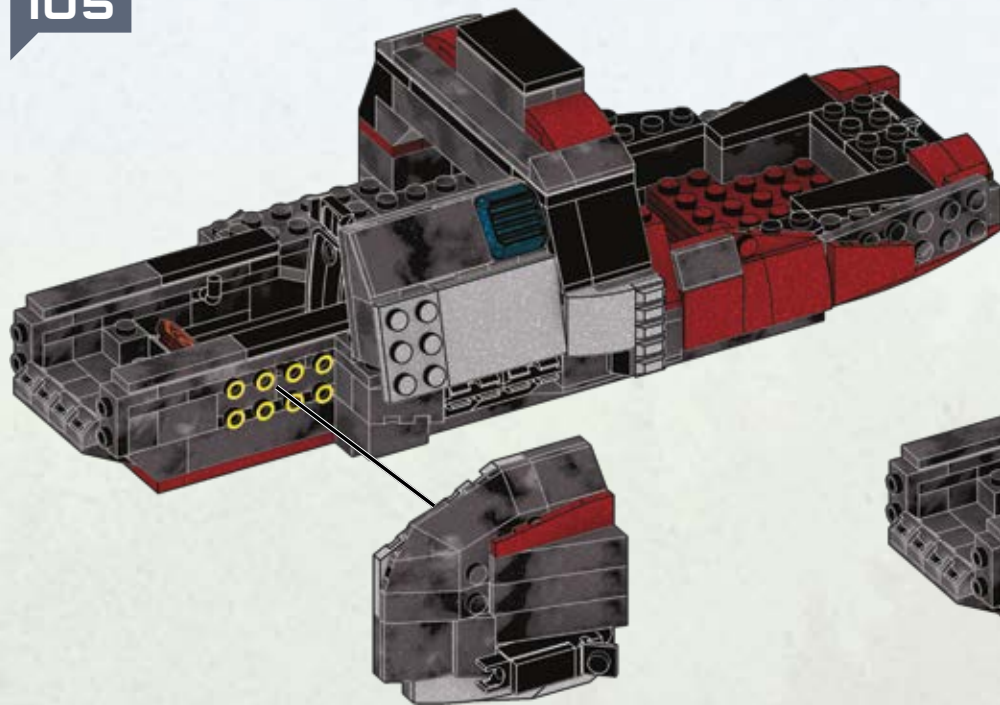


2

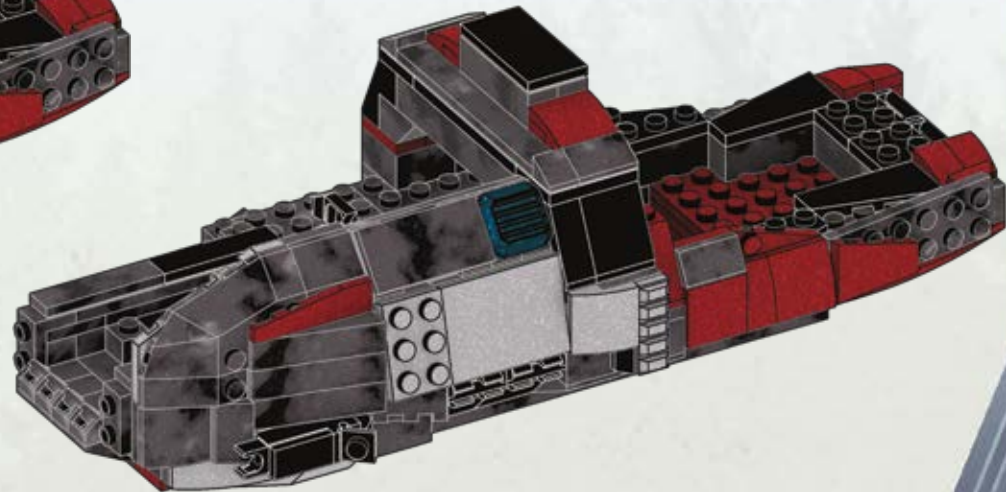


3

105



1



2

106



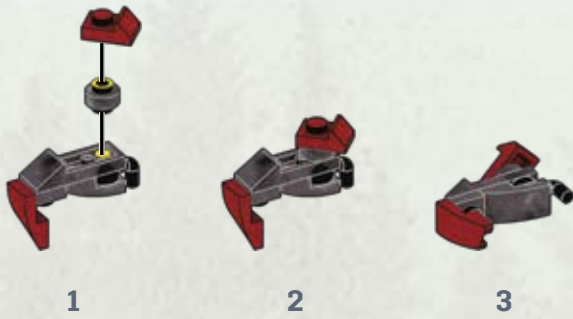

107



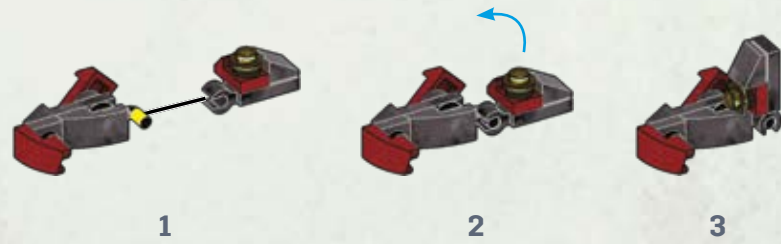
108




109

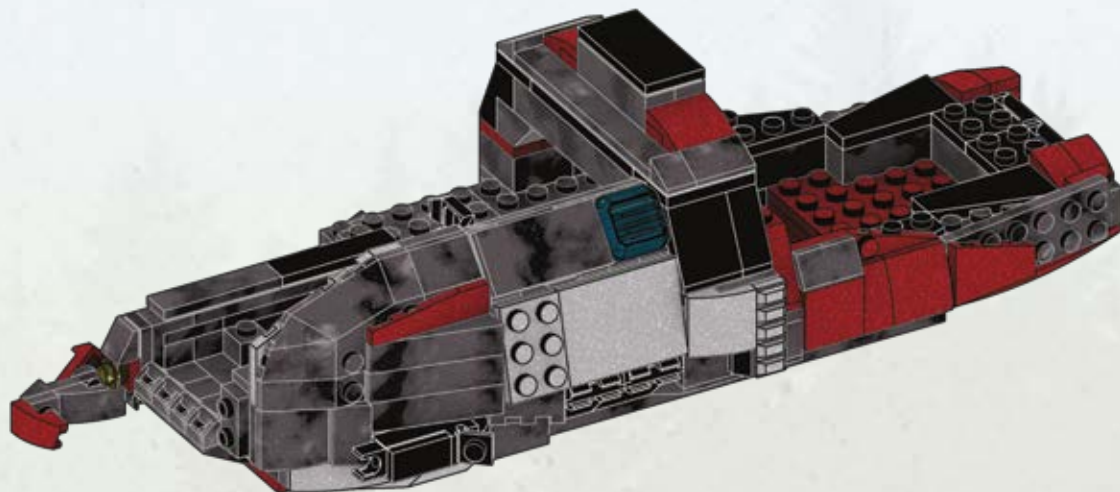


110



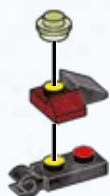


1



2

112



1



2

113



114



1




2



3

115



1



2



3

116



1

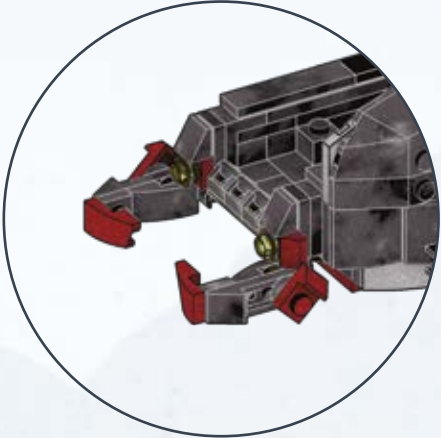



2

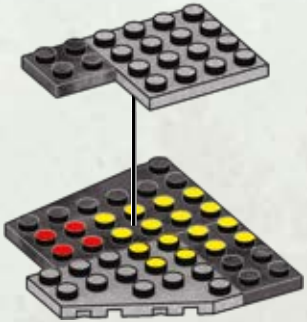



3

117



118



119



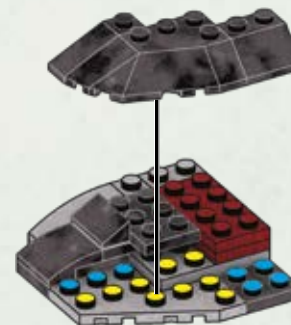
120



121



122



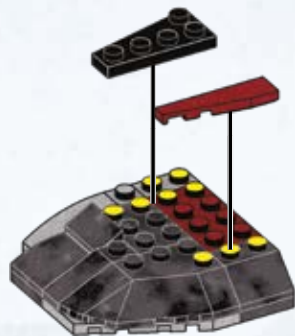
123



1X



1X



124



3X



125



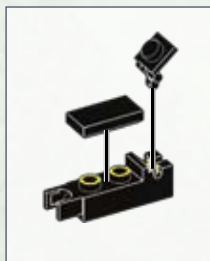
1X



1X



1X



1

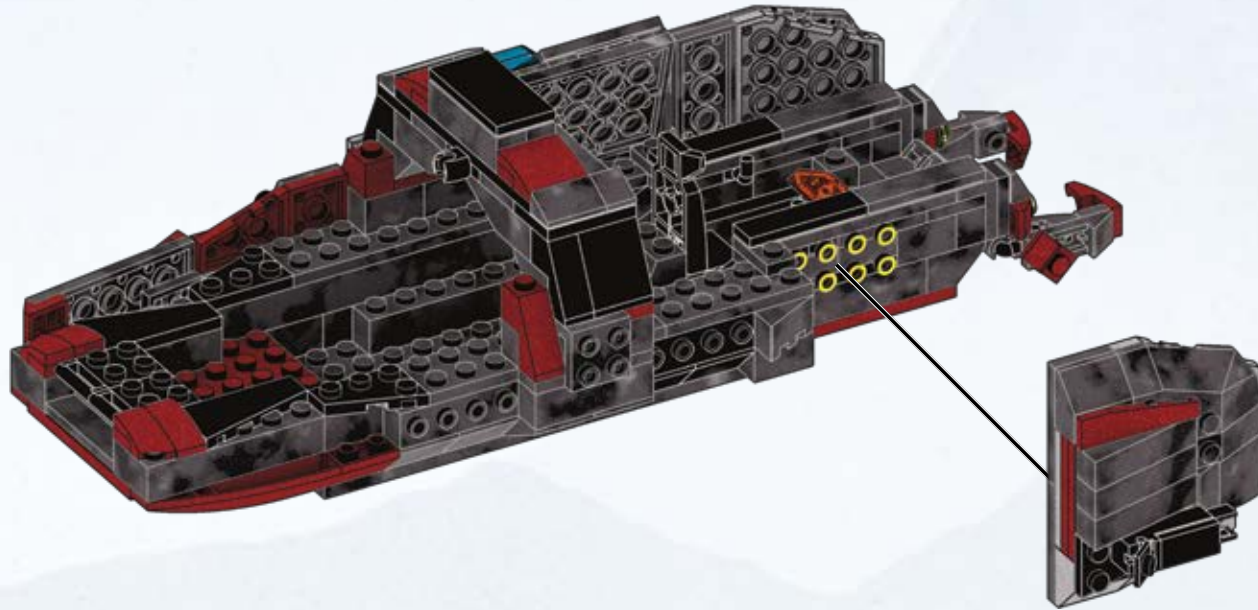


2



3

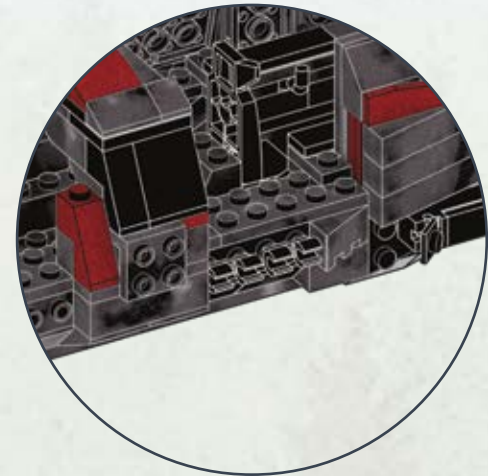
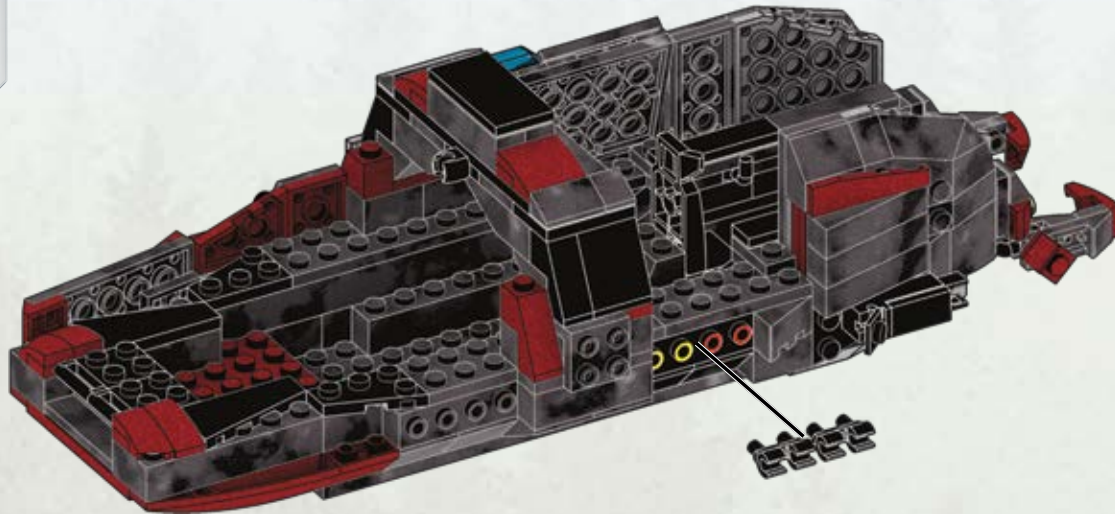
126





127




2x



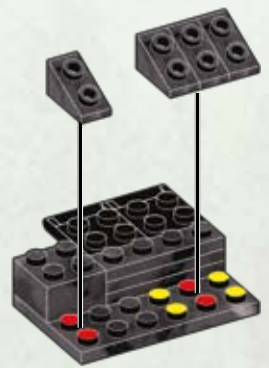
128



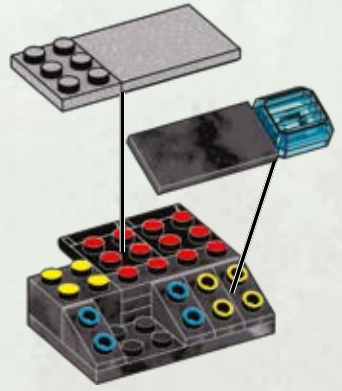
129



130



131



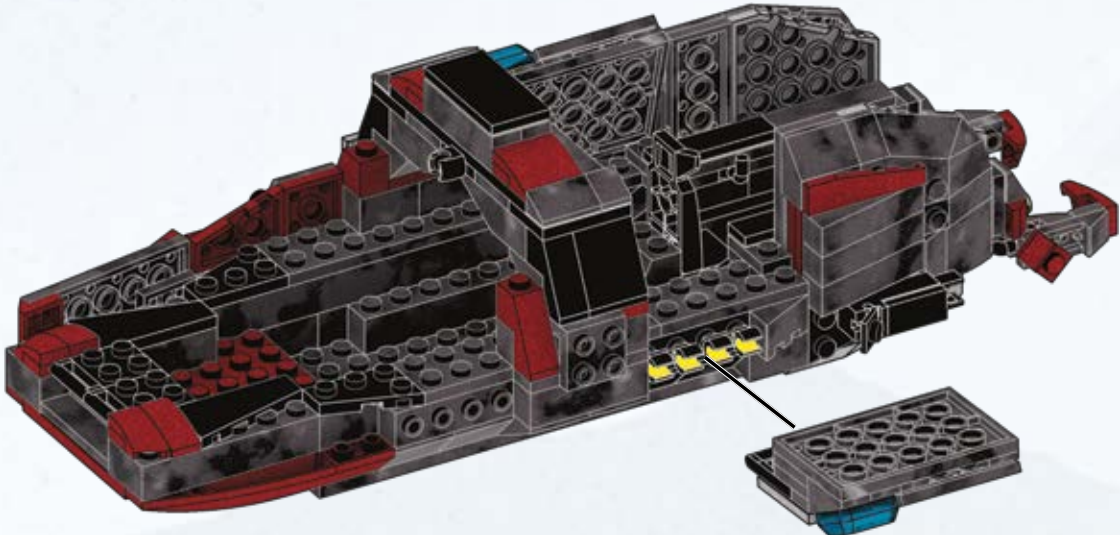
1



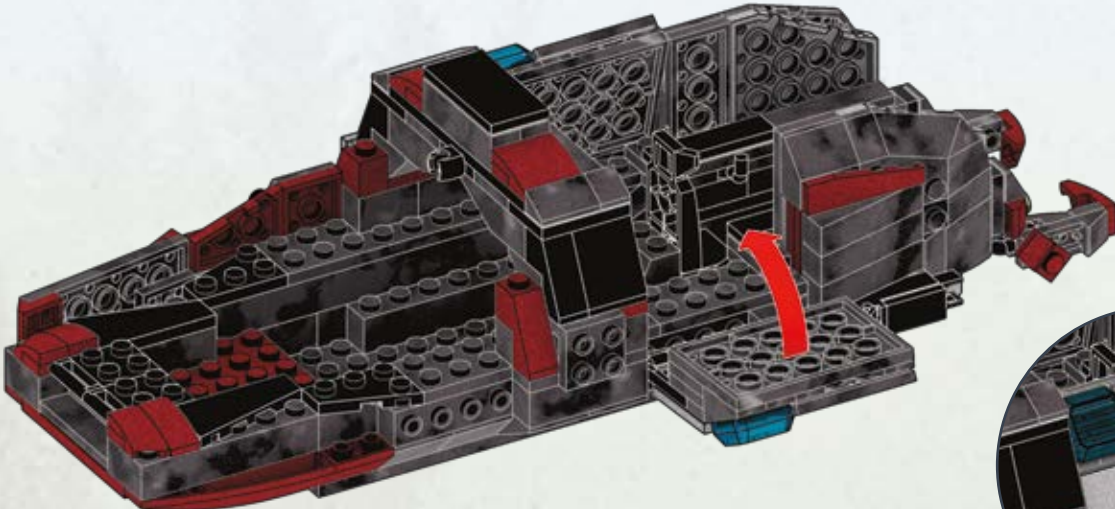
2



3

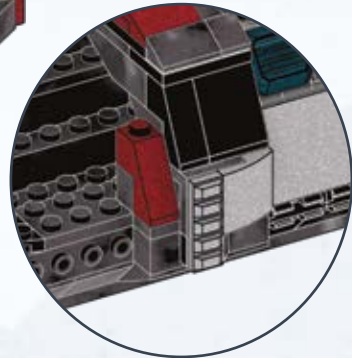
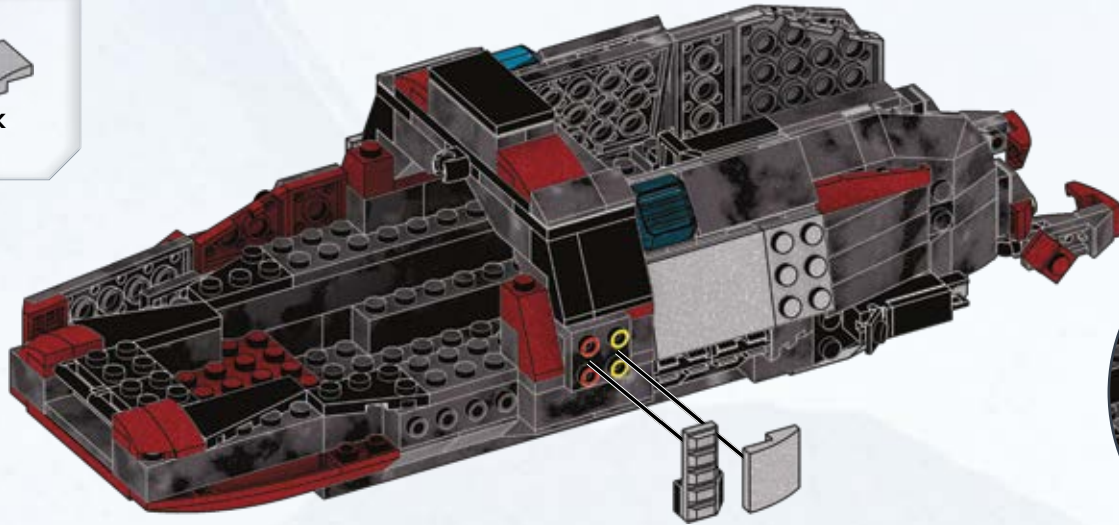
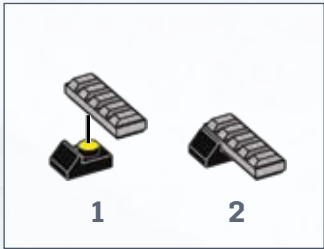
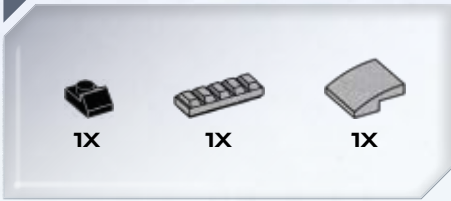


1




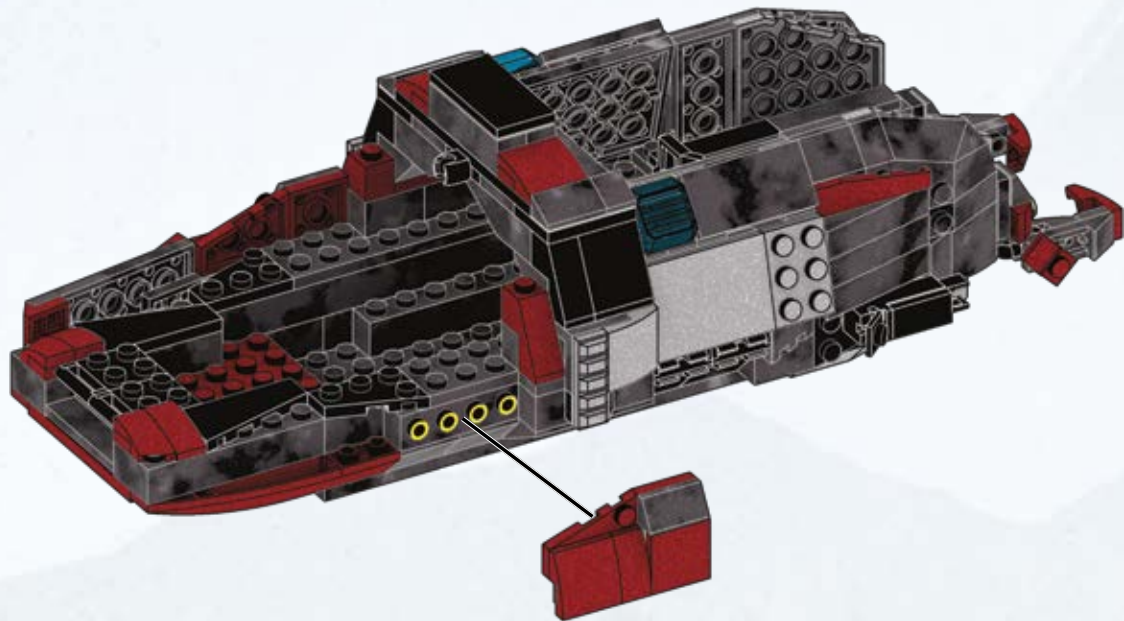
2

133

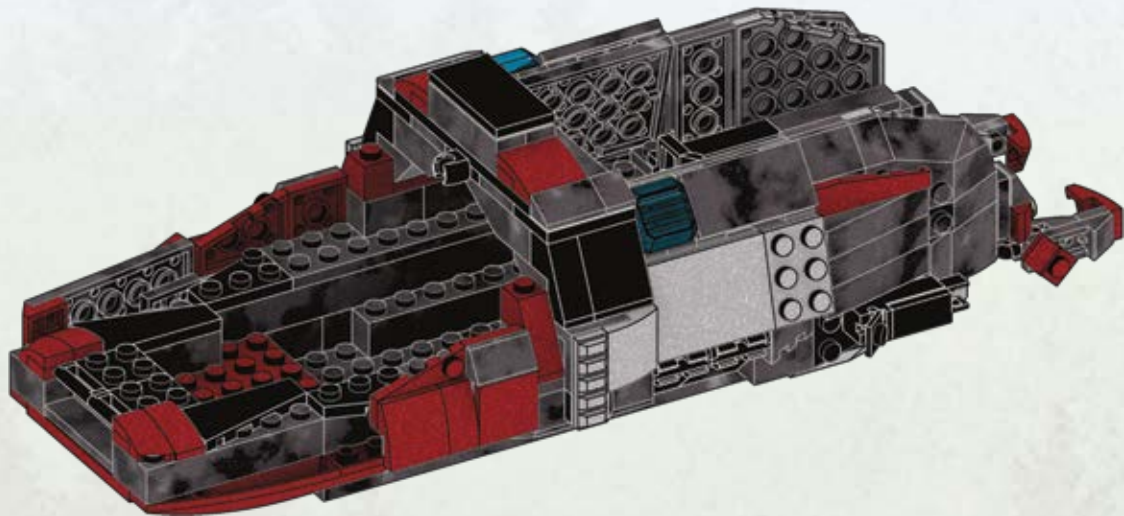


134


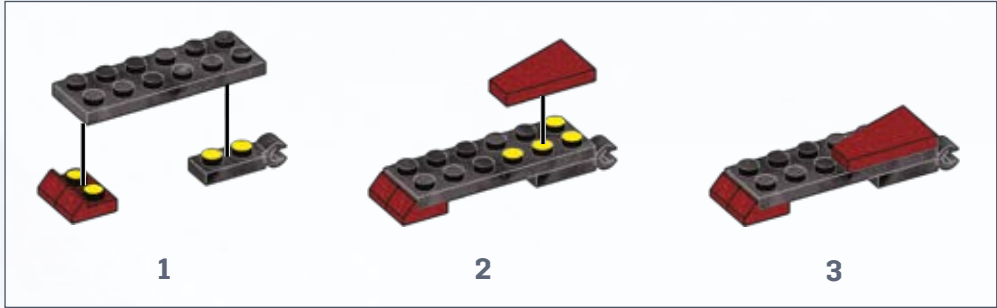





1



2




137



2X

1X

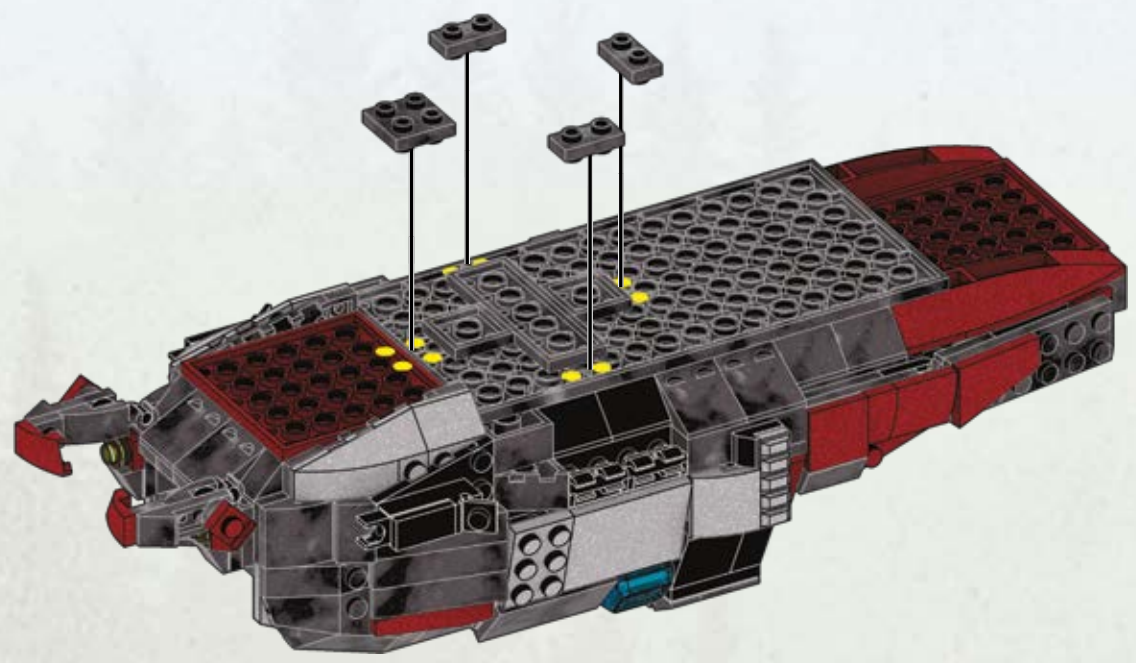


138



3X

1X



139




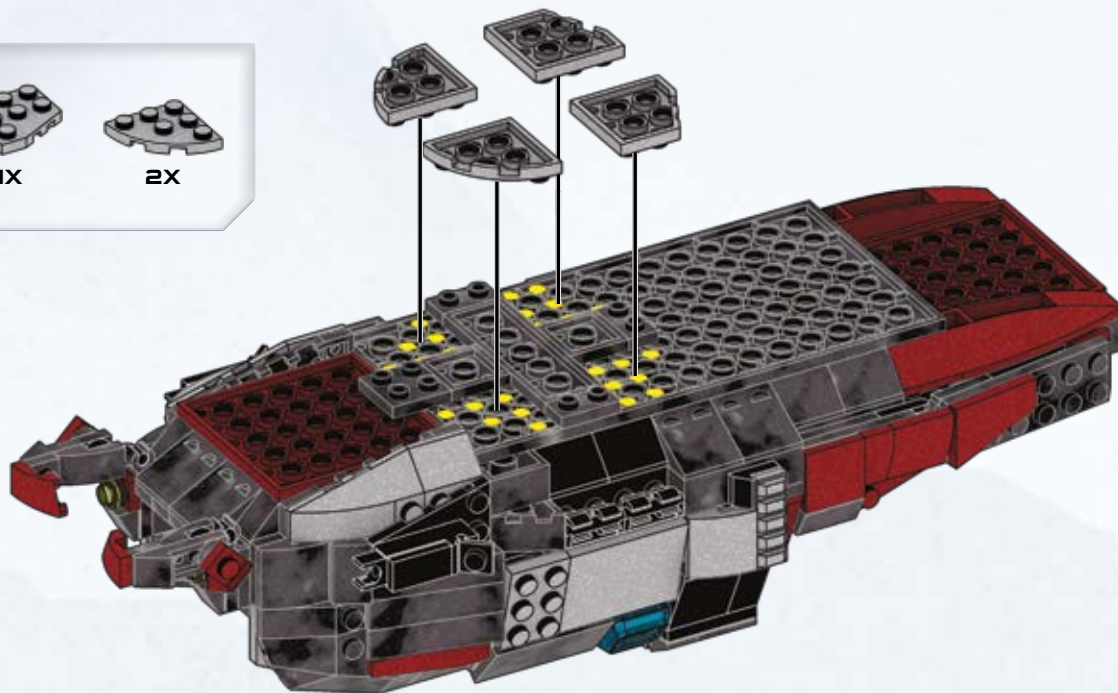
1X



1X



2X



140



4X




4X



1X



1



2



3

141



1X



3X




1

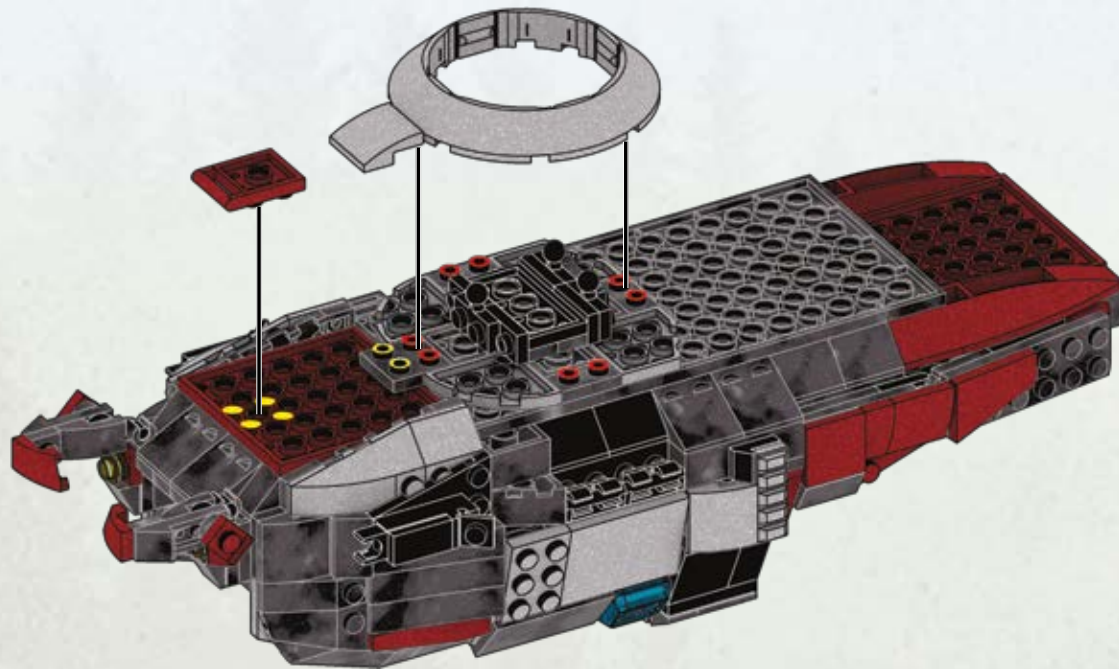
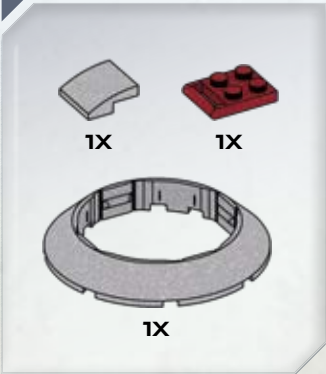


2

142



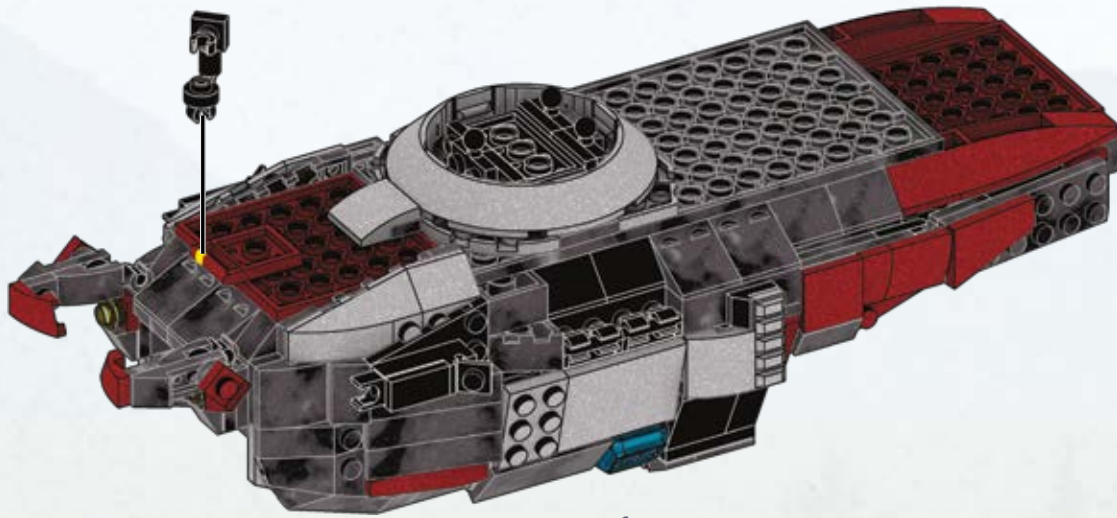
143



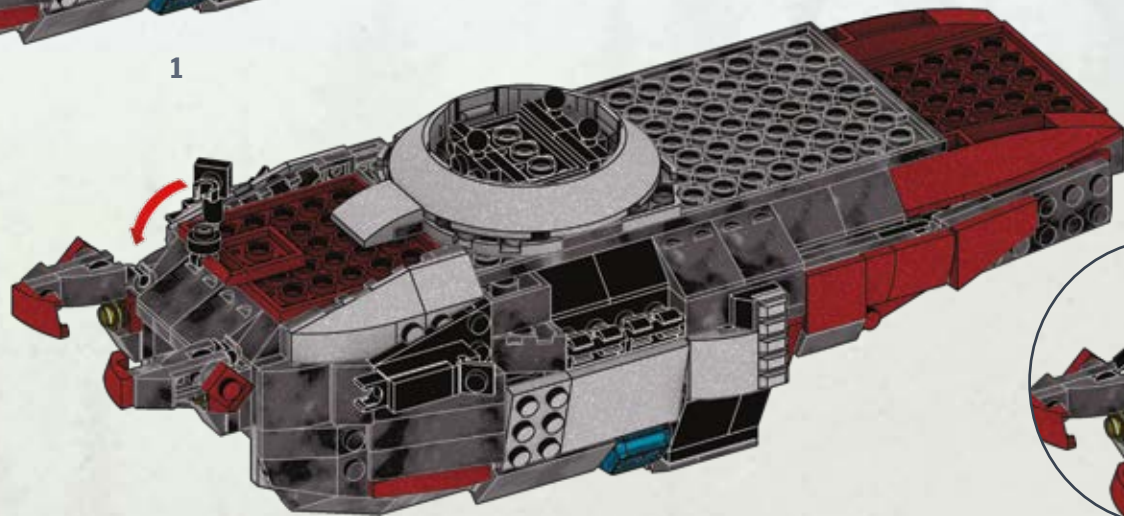
2X

1X

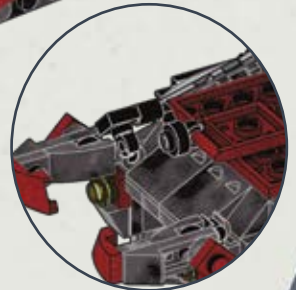
1X



1



2





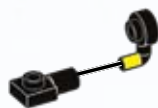
2X



1X



1X



1



2



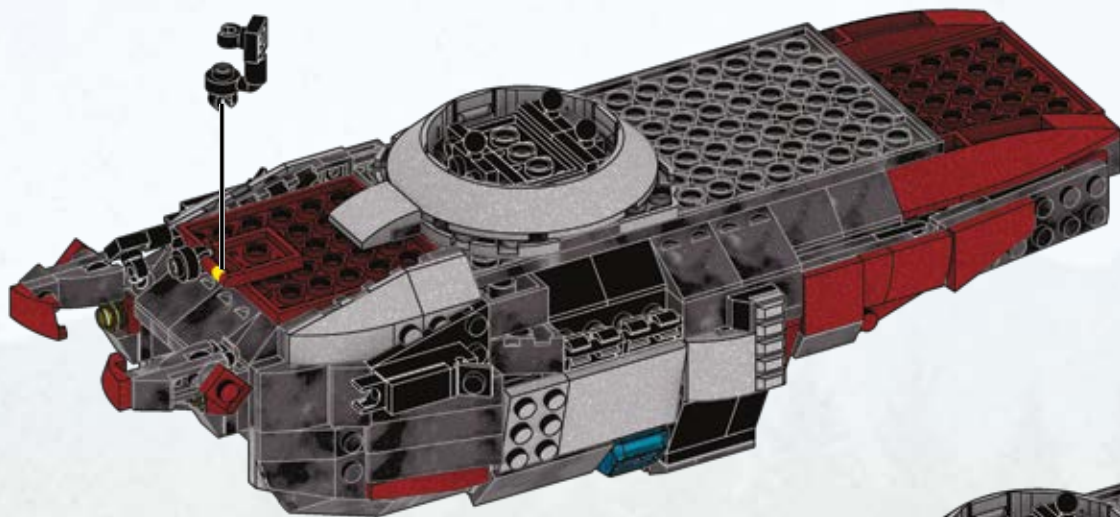
3



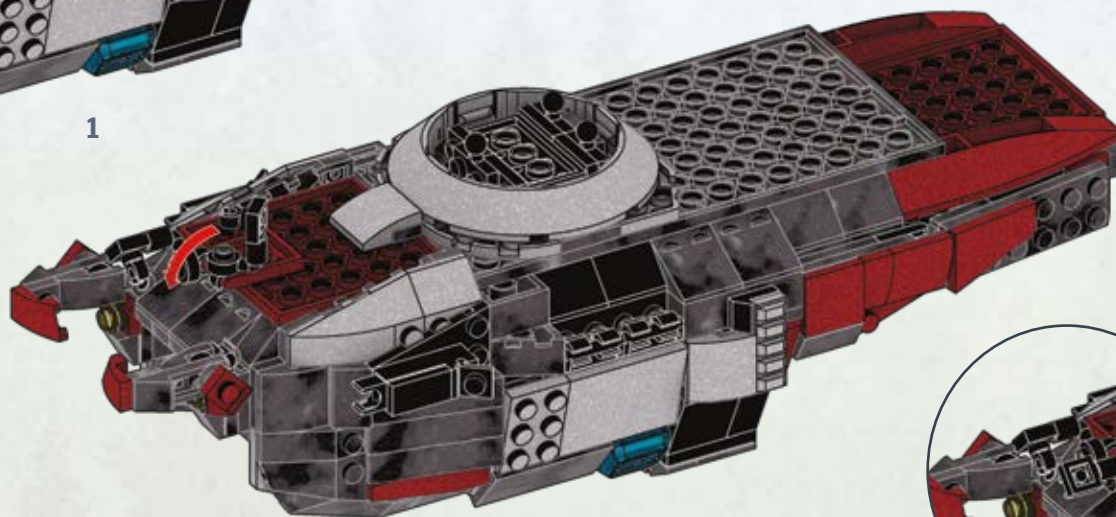
4




5




1

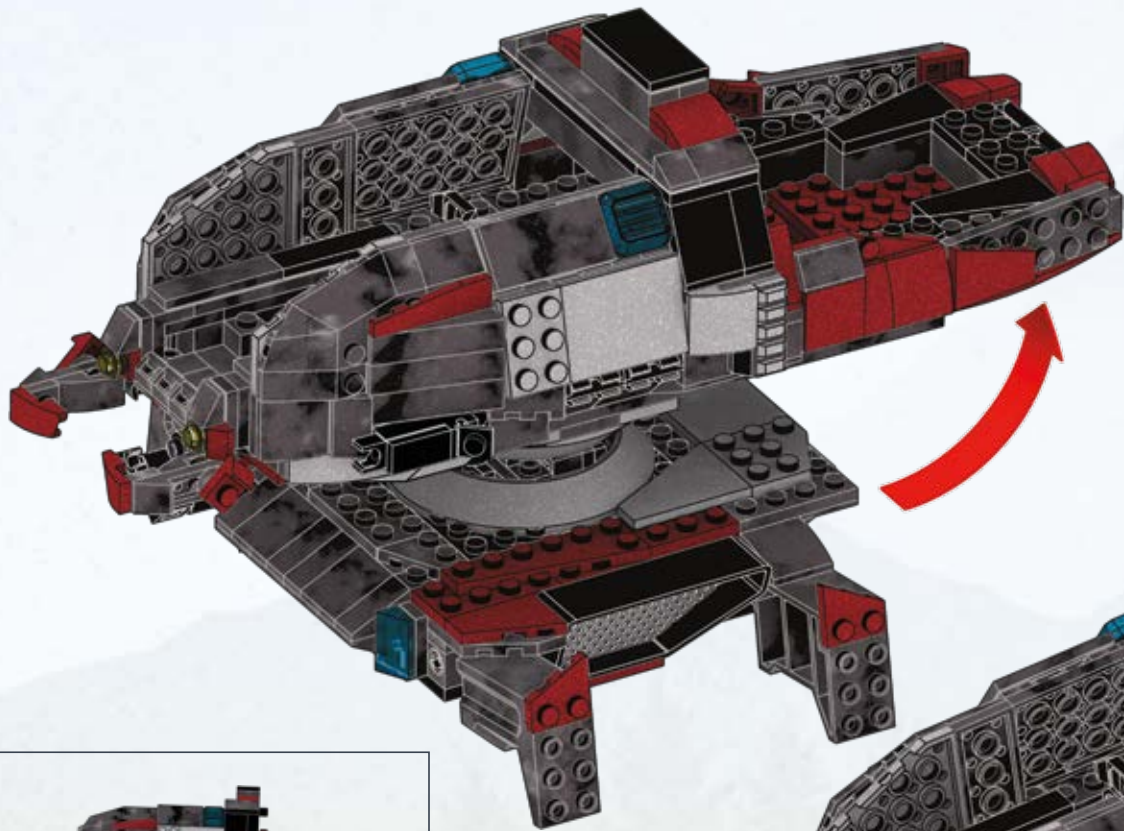


2







1



2



3




1

2

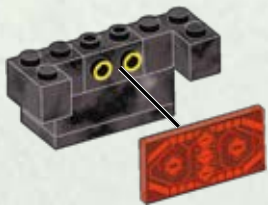
147



148



149



150



151



4X



1



2

152



2X



2X



2X



2X

x2



1

2

3



1

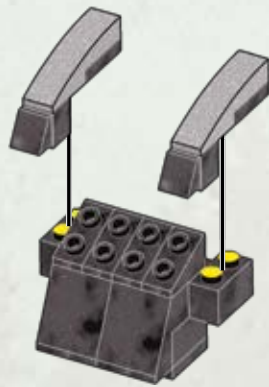


2



3

153



1



2

154



2X



1X



1X



1X



1X



1



2



3



4

155




1X



1X



1X



156



2X



2X

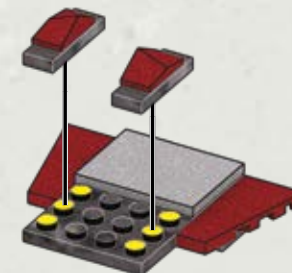
x2



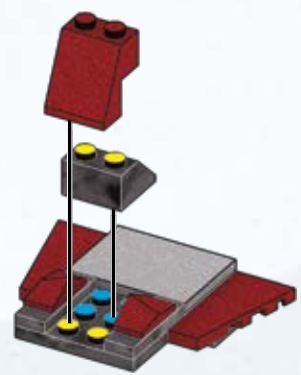
1



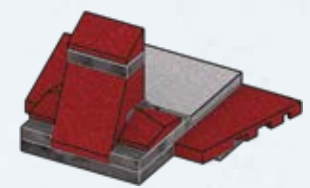
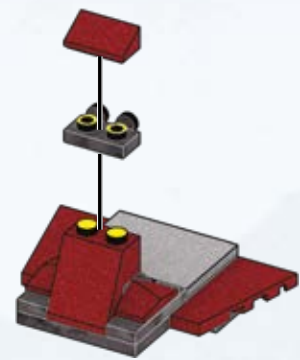
2



157




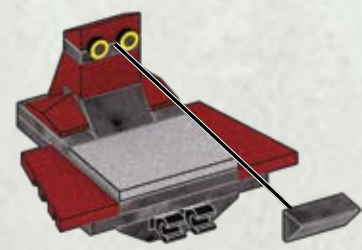
158



1

2

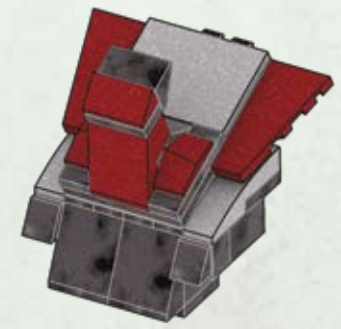


159



1

2

160



1

2

161



1X



1X



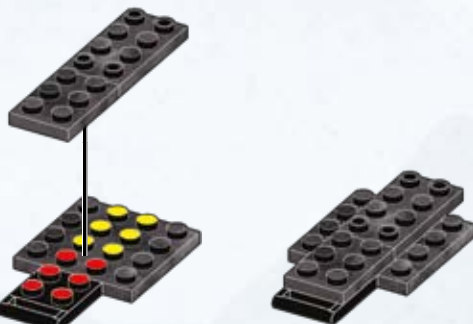
1X



1X



1



2

162



1X



1X



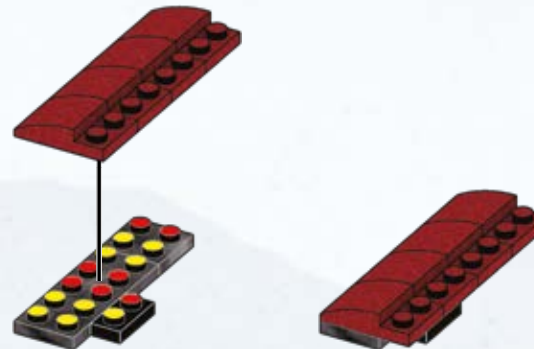
4X



1X



1



2

163



1



2

164



1X



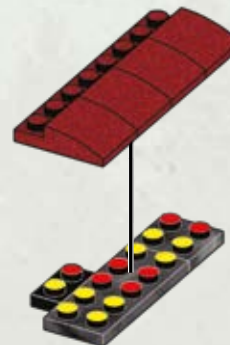
1X




4X



1X

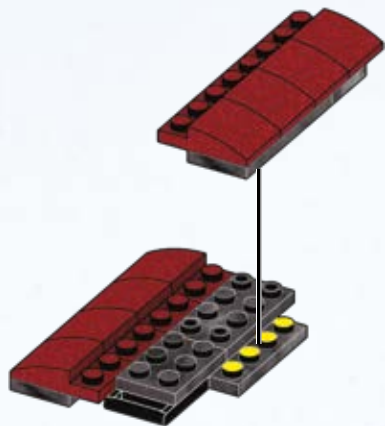


1




2

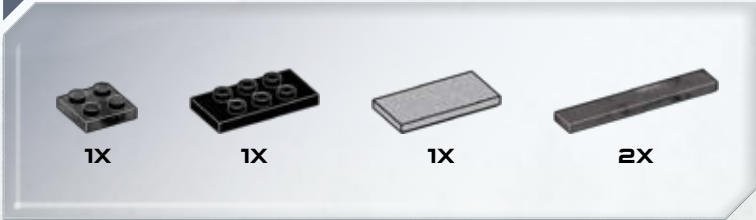
165



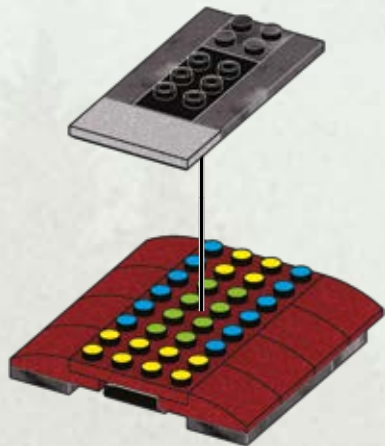
166



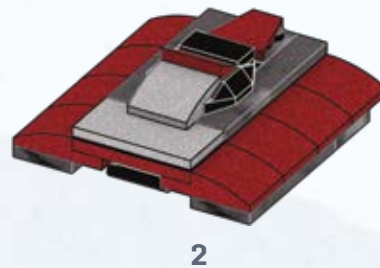
167



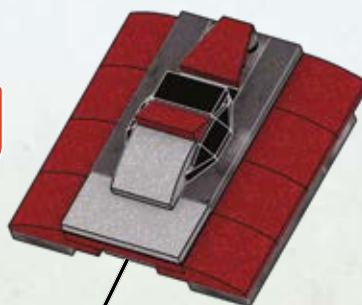
168



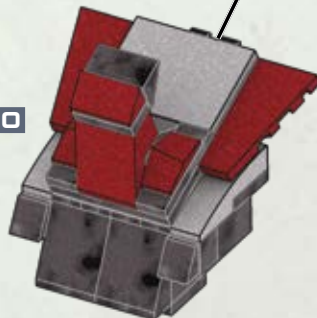
169



170

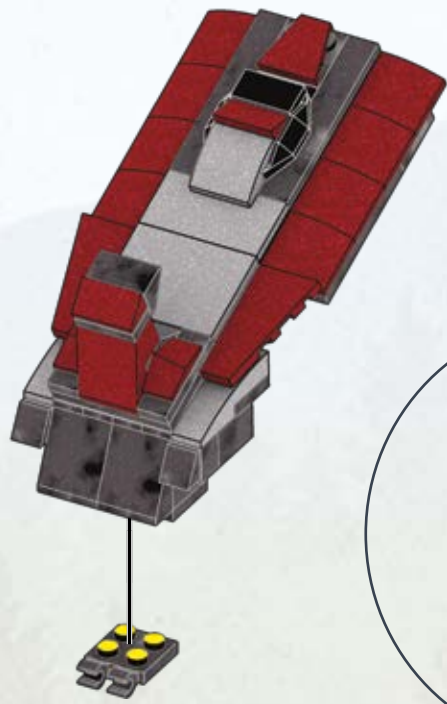


160

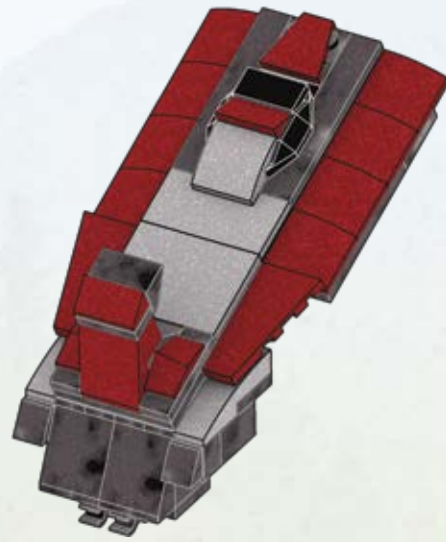






1X




1




2



1



2



173



2X

1X



174



1X

1X



175



2X

1X



176



1X



177



1X

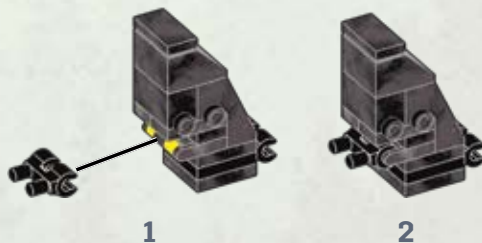
1X



178



1X



1

2

179



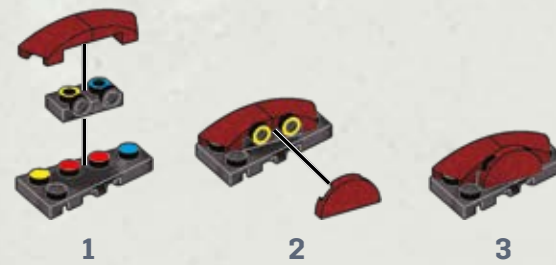
1X

1X

1X

1X

1X

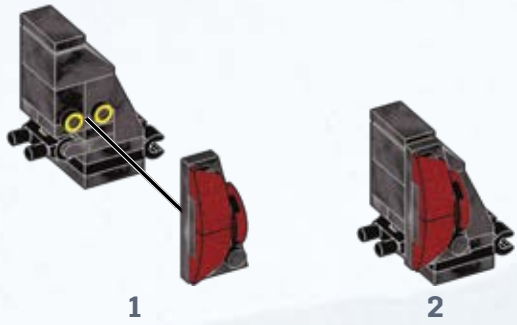


1

2

3

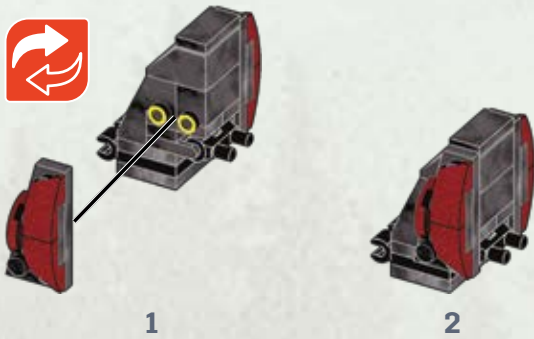
180



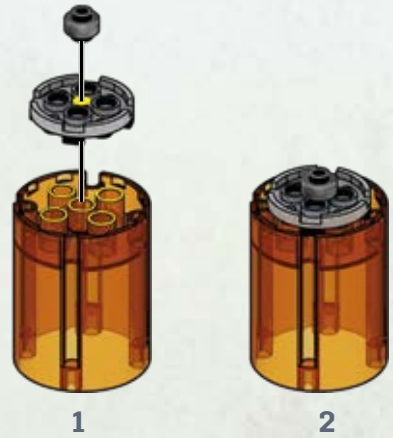
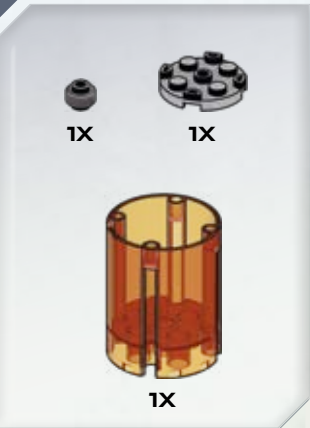
181



182



183



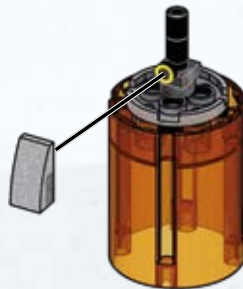
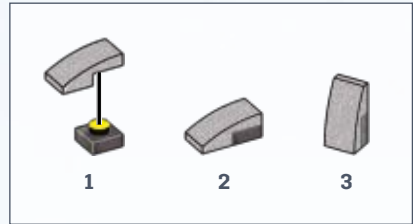
184

2X 1X



185

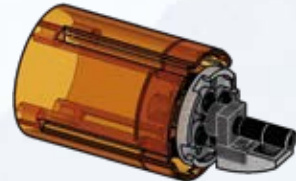
1X 1X



1

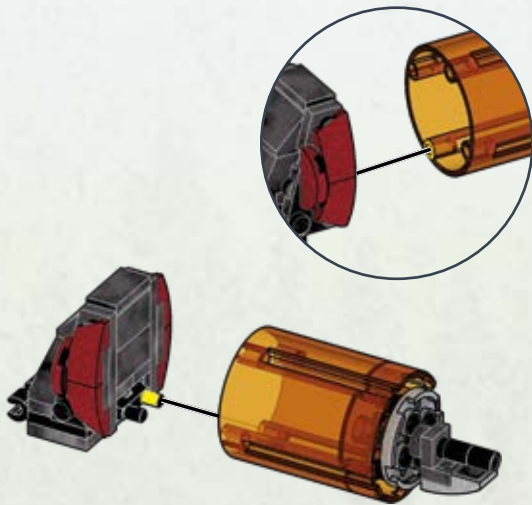


2



3

186




187

1X 1X



1

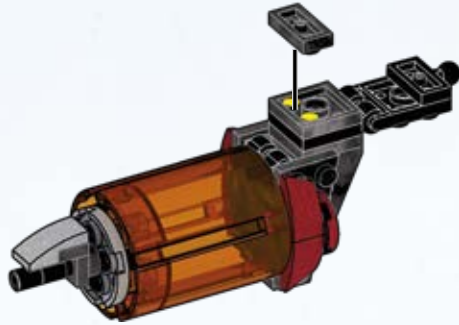


2

188



1X



1




2


189





1



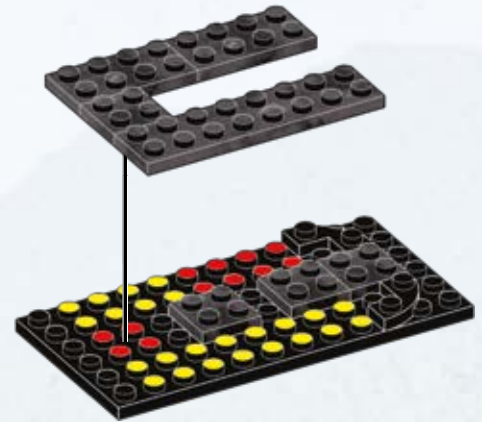
2



190



191



192




193



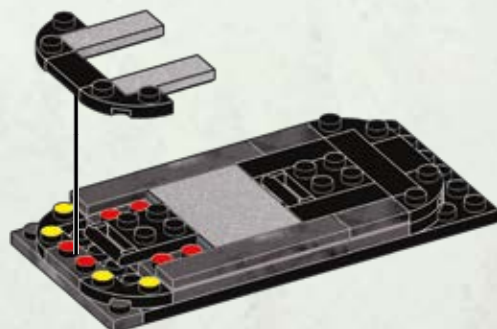
194




195



196





1



2


197



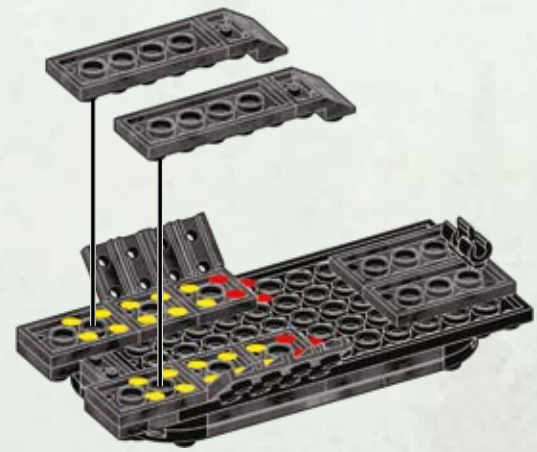
198



199



200



201



1X



1X



1X




1



2



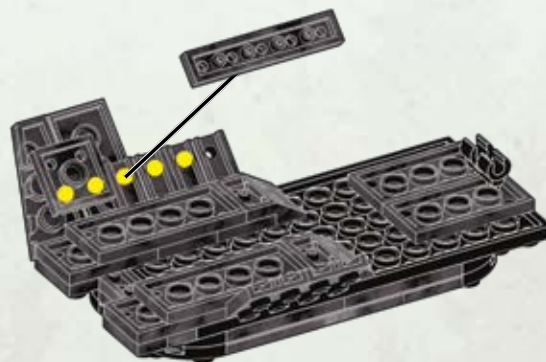
3



202



1X



1



2

203



1X



1X



1X




1



2




3




204



1X





1



2

205



1

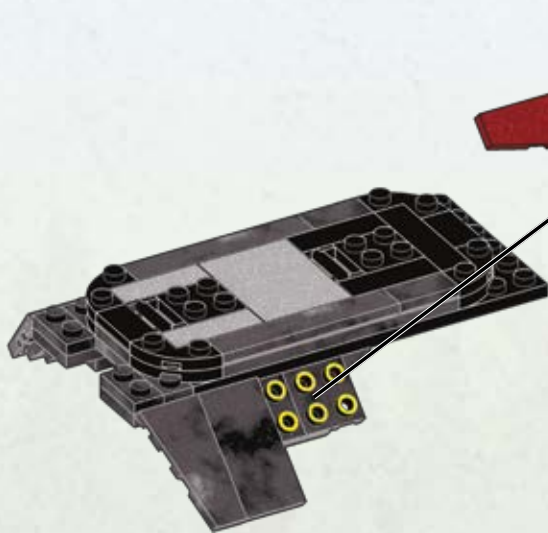


2





3

206



1



2

207



1X



1X



1X



1




2




3

208



1



2

x2



209



1X



1X



1X



210



4X



1X



1



2

211



1X




1




2



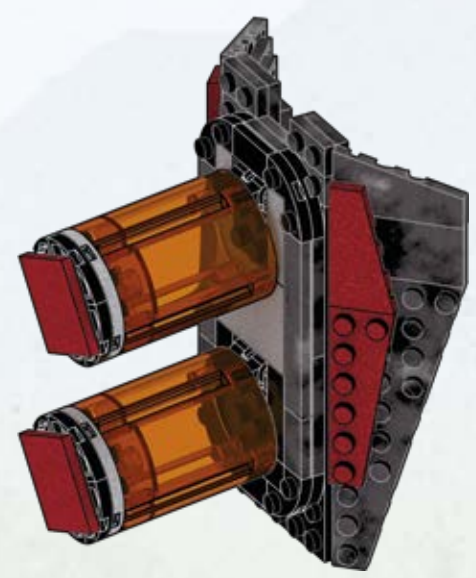
3



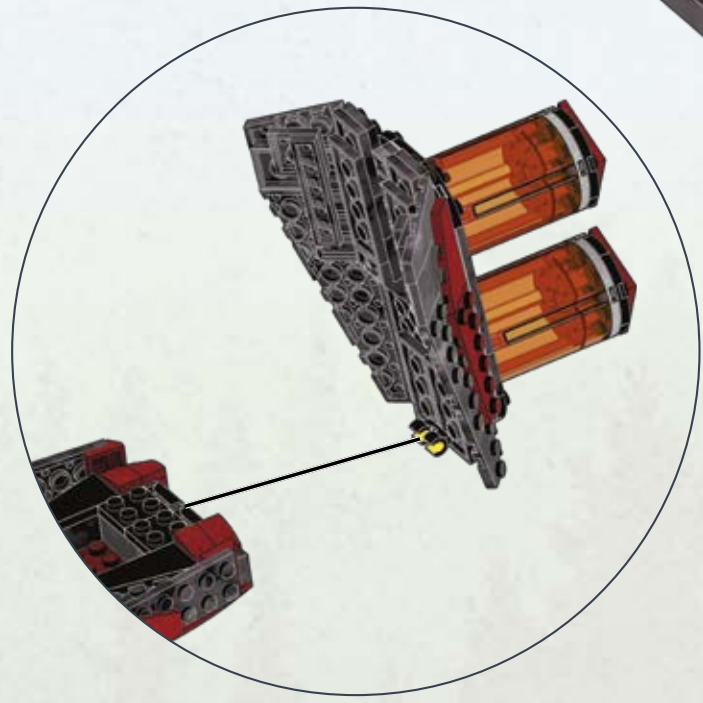

1




2



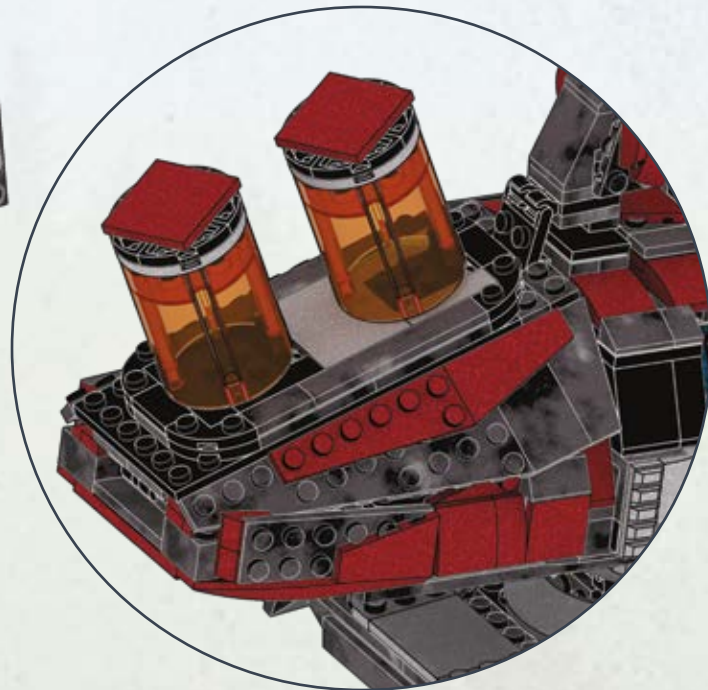
3



1




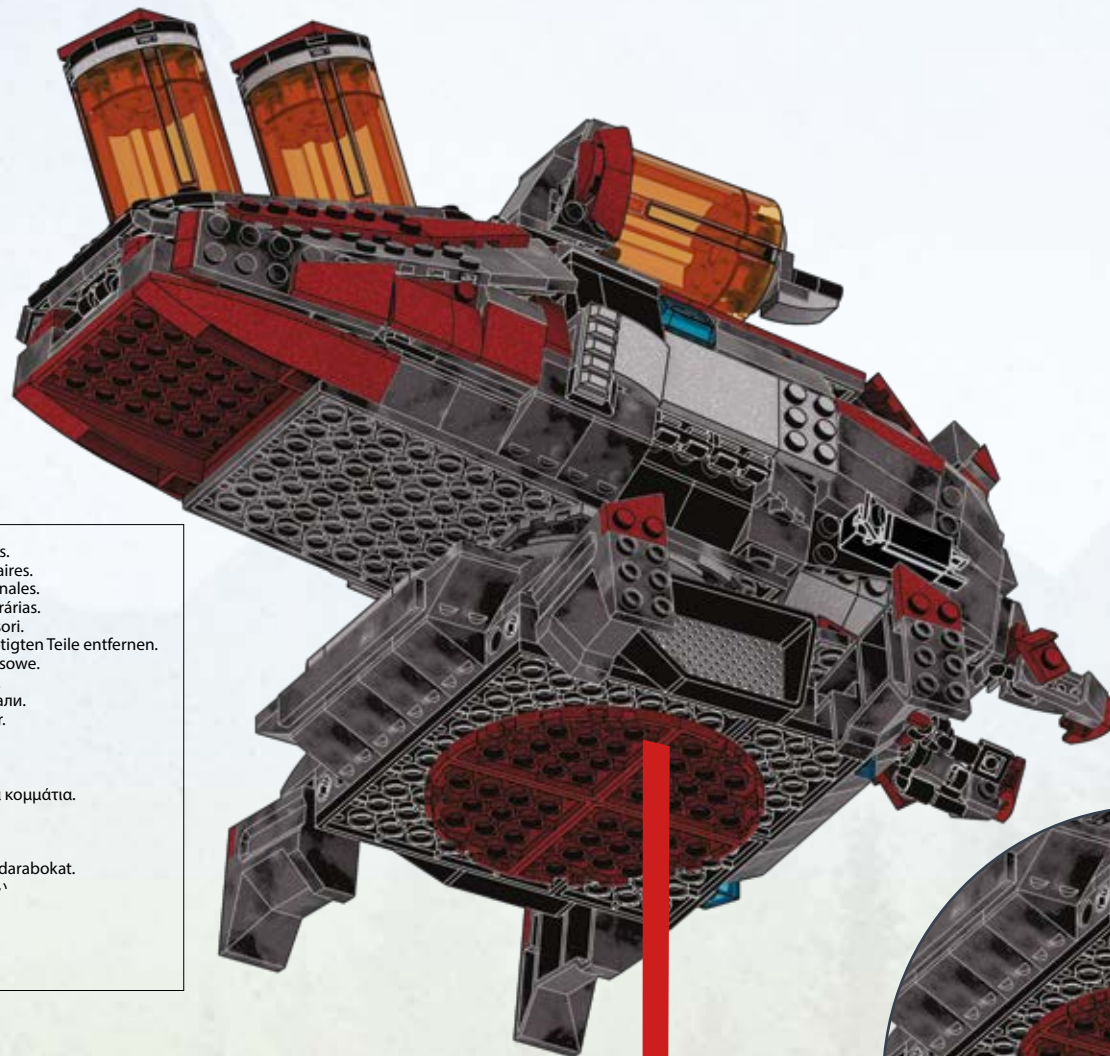
2





Remove temporary pieces.
 Retirer les pièces temporaires.
 Retirar las piezas provisionales.
 Remover as peças temporárias.
 Rimuovere i pezzi provvisori.
 Die vorübergehend benötigten Teile entfernen.
 Usunąć elementy tymczasowe.
 Verwijder tijdelijke delen.
 Удалите временные детали.
 Fjern midlertidige stykker.
 Ta bort temporära delar.
 Fjern midlertidige deler.
 Poista väliaikaiset osat.
 Αφαιρέστε τα προσωρινά κομμάτια.
 Geçici parçaları çıkarın.
 Odstraňte dočasné diely.
 Vyberte dočasné kusy.
 Távolítsa el az ideiglenes darabokat.
 暫定ピースを外してください
 انزع القطع المؤقتة


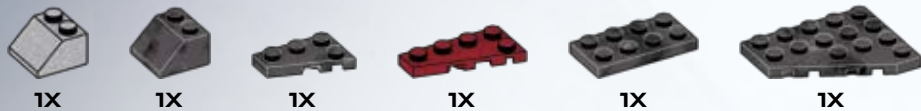
移除临时件





2

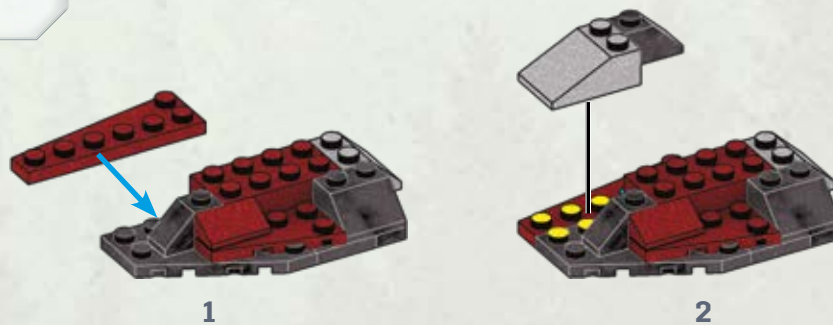
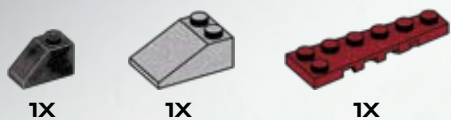
215



216



217



218



1X



1X



1X



1X



1



2

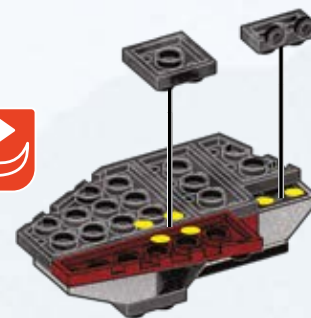
219



1X




1X




220



1X



1



2



3



222



1X



1X



1X



1X



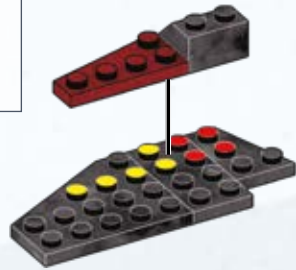
1X



X



✓



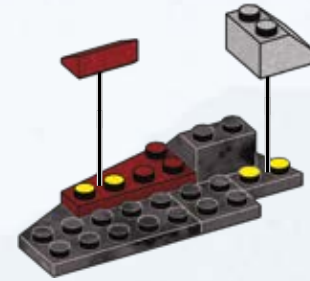
223



1X



1X



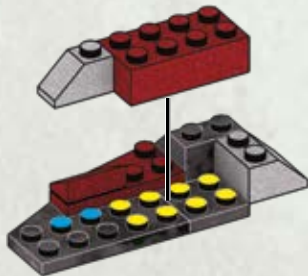
224



1X



1X



225



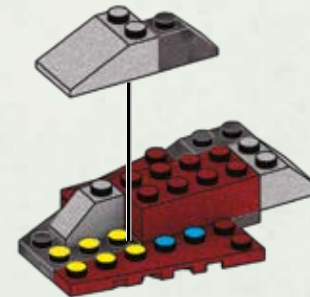
1X



1X



1X



226



1X



1X



1X



1X



1



2

227



1X




1X



228



1X



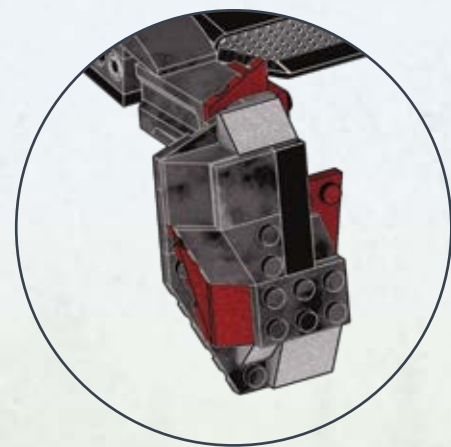
1



2



3



230



1X



1X



1X



1X



1X



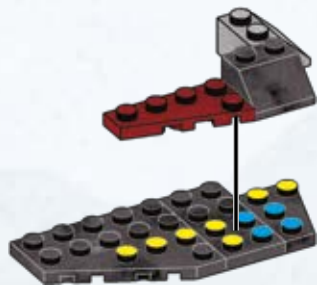
1X



X



✓



231



1X



1X



1X



232




1X



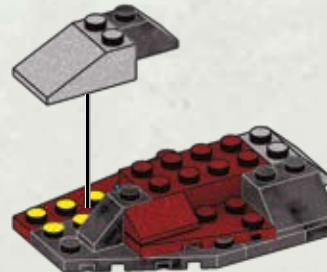
1X



1X



1



2

233

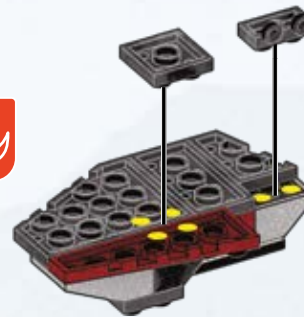


1




2

234



235



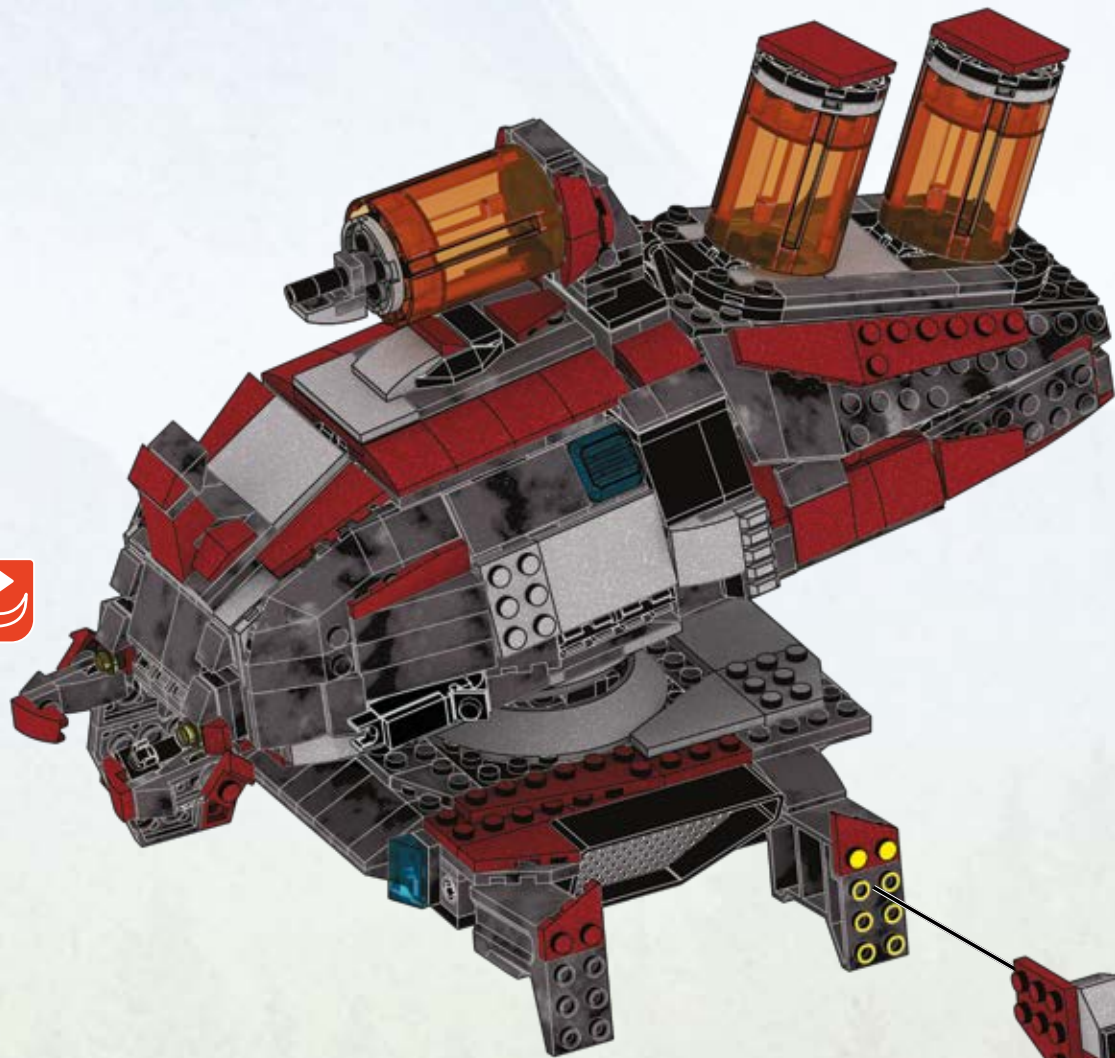
1




2



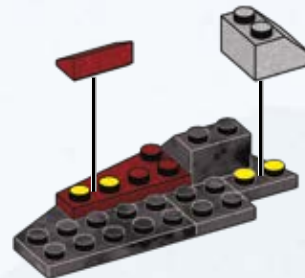
3



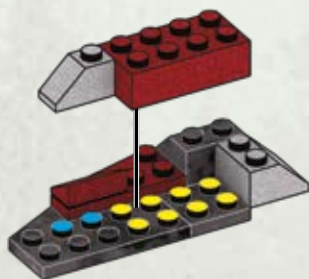
237



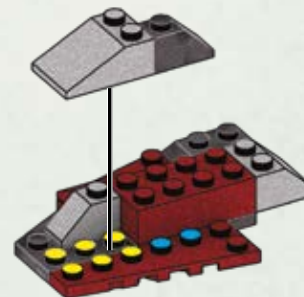
238



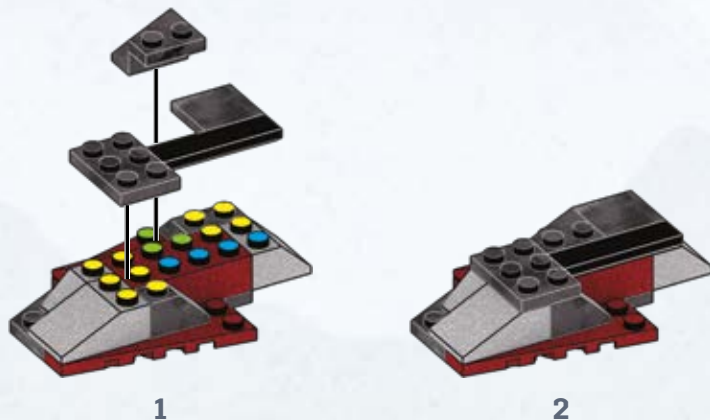

239




240




241



242



243





1





Warning: Do not aim at eyes or face. Only use projectiles supplied with this toy. Do not fire at point blank range.
Advertencia: No apuntar hacia los ojos o la cara. Utilizar exclusivamente los proyectiles suministrados con este juguete. No disparar a quemarropa.

ATTENTION : NE PAS VISER LES YEUX OU LE VISAGE. NE PAS UTILISER D'AUTRES PROJECTILES QUE CEUX FOURNIS AVEC CE JOUET. NE PAS TIRER À BOUT PORTANT.

ATENÇÃO!: NÃO APONTAR EM DIREÇÃO AOS OLHOS OU AO ROSTO. USAR APENAS OS PROJÉTEIS FORNECIDOS COM ESTE BRINQUEDO. NÃO DISPARAR À QUEIMA-ROUPA.

Avvertenza: Non mirare agli occhi o al viso. Usare solo i proiettili forniti con il giocattolo. Non sparare a distanza ravvicinata.

Achtung: Nicht auf Augen oder Gesicht zielen. Nur die zu diesem Spielzeug gehörenden Projektile verwenden. Nicht auf Menschen oder Tiere oder aus nächster Nähe zielen.
Ostrzeżenie: Nie celuj w oczy i twarz. Nie strzelaj pociskami innymi niż dostarczone z zabawką. Nie strzelaj z bliska.

Waarschuwing: niet op ogen of gezicht richten. Gebruik uitsluitend de bijgeleverde projectielen. Niet van te dichtbij afschieten.

Предупреждение: Не направляйте в глаза или лицо. Используйте только снаряды, входящие в комплект. Не стреляйте со слишком близкого расстояния.

Advarsel: Sigt ikke mod øjne eller ansigt. Brug kun de projektiler, som følger med legetøjet. Skyd ikke direkte på personer eller ting.

Varning: Sikta inte mot ögon eller ansikte. Använd endast projektiler som medföljer leksaken. Fyra inte av på mycket nära håll.

Advarsel: Du må ikke sikte mot øyne eller ansikt. Bruk bare prosjektilene som følger med leken. Ikke skyt på noe på kloss hold.

Varoitus: Älä tähtää silmiin eikä kasvoihin. Käytä ainoastaan tämän tuotteen mukana tulleita ammuksia. Älä ammu lähietäisyydeltä.

Προσοχή: Μην στοχεύετε στα μάτια ή στο πρόσωπο. Χρησιμοποιείτε μόνο τα βλήματα που περιλαμβάνονται. Μην στοχεύετε όταν δεν έχετε ορατότητα.

Uyarı: Göze veya yüze nişan almayın. Fırlatmak için yalnızca bu oyuncakla birlikte verilen objeleri kullanın. İnsanlara ve hayvanlara nişan almayın.

Upozornění: Nemířte na oči nebo na obličej. Používejte pouze projektily dodávané s touto hračkou. Nestřílejte z bezprostřední blízkosti.

Upozornenie: Nemierťe do očí ani do tváre. Používajte iba strely dodané spolu s touto hračkou. Nestrieľajte z bezprostrednej blízkosti.

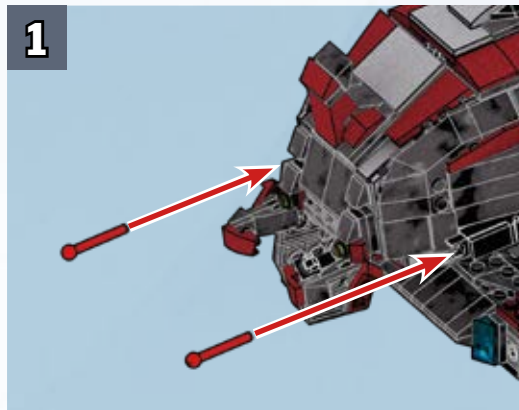
Figyelmeztetés: Tilos szemre és arcra célozni. Kizárólag a játékhoz mellékelte lövedékeket használja. A játékkal tilos közvetlen közelről löni.

警告: 目や顔に向けてのご使用、至近距離での発射はお控えください。このおもちゃの同梱物のみご使用ください。

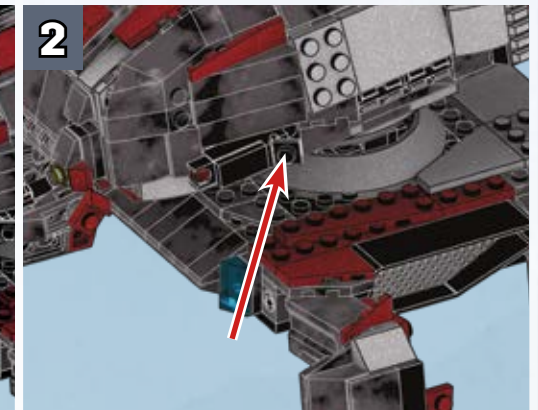
تحذير: يجب عدم التصويب باتجاه العينين أو الوجه. يجب استخدام المقذوفات المزودة مع هذه اللعبة فقط. يجب عدم الإطلاق من مدى قريب.

警告: 请勿对着眼睛或脸部发射。仅使用本玩具自带的抛射物。请勿近距离射击。


1






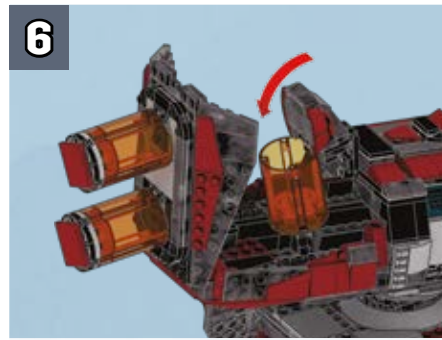





2



3









Banished Phantom Rebuild / Phantom des Parias Reconstruir / Phantom de los Desterrados Reconstruir
Phantom dos Banished Reconstruir/ Phantom degli Esiliati Ricostruire
Phantom der Verbannten wieder aufbauen / Statek Wygnańców Phantom odbudować
Фантом Изгнанников восстановить / Vyhostený fantóm prestavať / Banished Phantom إعادة بناء مركبة

- 2x AM74397F
- 2x AM01113Z
- 4x AM17062F
- 1x AM17062ZX
- 2x AM78600F
- 3x AM76558AWC
- 5x AM03328AWC
- 3x AM79590AWC
- 6x AM17127AWC
- 2x AM01086AWC
- 2x AM07629AWC
- 2x AM76054F
- 6x AM79570F
- 2x AM76058F
- 8x AM19530AKM
- 2x AM19530F
- 8x AM72090F

- 4x AM17201AWC
- 2x AM79288AKM
- 2x AM17131AWC
- 5x AM022501F
- 3x AM022501AWC
- 27x AM09393AWC
- 2x AM09393F
- 8x AM09393AKM
- 3x AM16680AWC
- 4x AM78397F
- 8x AM76467AWC
- 5x AM79070AWC
- 4x AM79070F
- 4x AM78277F
- 4x AM74427AKM
- 4x AM74426AKM

- 4x AM18901AWC
- 1x AM18665AWC
- 2x AM18665AKM
- 1x AM18666AWC
- 2x AM18666AKM
- 1x AM78486APG
- 4x AM78486AKM
- 2x AM78486AWC
- 1x AM18272F
- 2x AM18549AAV
- 6x AM18549AKM
- 4x AM18549AWC
- 1x AM16679AWC
- 1x AM03019AWC
- 12x AM04429AWC
- 8x AM01417AWC

- 6x AM01322AWC
- 2x AM01322APG
- 3x AM09013AWC
- 1x AM17502AWC
- 8x AM79878AWC
- 4x AM81353AWC
- 4x AM16975AWC
- 1x AS-HHC43-02
- 2x AM78601X
- 4x AM18265F
- 16x AM04322F
- 1x AM72000AWC
- 2x AM78189AWC
- 1x AM76456AKM
- 2x AM09113AAV
- 5x AM01146AWC

- 4x AM0948AWC
- 2x AM0948AKM
- 20x AM03773AWC
- 2x AM03773AKM
- 1x AM09268F
- 1x AM18328AWC
- 2x AM18328F
- 10x AM18329F
- 1x AM18329AKM
- 4x AM18223AWC
- 3x AM74106AWC
- 4x AM74106APG
- 4x AM74106AKM
- 8x AM10273AWC
- 6x AM10273APG
- 2x AM09106AWC

- 2x AM03329AWC
- 9x AM09023AWC
- 1x AM72238APG
- 2x AM18658F
- 2x AM18658AKM
- 4x AM18562AWC
- 2x AM18562F
- 1x AM18562AKM
- 1x AM74672AWC
- 1x AM74671AWC
- 4x AM01154AWC
- 4x AM01154F

- 6x AM17153AWC
- 1x AM17049F
- 4x AM16653AWC
- 2x AM74103APG
- 2x AM74298AWC
- 2x AM81013F
- 2x AM19326AWC
- 4x AM01314AWC
- 2x AM80966APG
- 2x AM80966F
- 2x AM19899AKM
- 2x AM19898AKM
- 1x AM17073F
- 1x AM17073AKM
- 2x AM17073AWC

- 1x AM17074AKM
- 2x AM17074AWC
- 1x AM17074F
- 11x AM03772AWC
- 2x AM03772F
- 2x AM03772APG
- 2x AM03772AKM
- 3x AM03873AWC
- 4x AM01139AWC
- 2x AM04497AWC
- 4x AM04497APG
- 2x AM75562AWC
- 2x AM75561AWC
- 2x AM19012AWC
- 8x AM19012AKM

- 8x AM01323AWC
- 2x AM18282APG
- 2x AM18282AKM
- 1x AM18282AWC
- 2x AM17056APG
- 2x AM18283AKM
- 2x AM18283APG
- 1x AM18283AWC
- 2x AM78599F
- 1x AM76451AKM
- 1x AM76452AKM
- 12x AM09593AWC
- 2x AM09593F
- 4x AM09838AWC
- 7x AM09838F

2x AM17503F
 5x AM17503AWC
 4x AM01087AWC
 6x AM16959AWC
 1x AM18299F
 3x AM79019AWC
 15x AM09493AWC
 6x AM09493AKM
 1x AM09493F
 1x AM77463APG
 4x AM77463AWC
 1x AS-HHC43-01
 1x AM77463F
 5x AM09033AWC
 4x AM09033AKM

1x AM77321AWC
 1x AM77321F
 2x AM77321AKM
 1x AM74065F
 1x AM74065AWC
 2x AM74065AKM
 1x AM77320AWC
 1x AM77320F
 2x AM77320AKM
 1x AM74064F
 1x AM74064AWC
 2x AM74064AKM
 1x AM04433APG
 1x AM04434APG

2x AM18615AKM
 1x AM07224APG
 1x AM07225APG
 2x AM19323APG
 2x AM07475AWC
 3x AM76357ANW
 1x AM76357X
 5x AM72025APG
 14x AM72654AWC
 1x AM18226AWC
 1x AM18227AWC

2x AM76367APG
 2x AM17054APG
 1x AM17054AWC
 2x AM81444AWC
 2x AM81443AWC
 5x AM80965AWC
 4x AM72010AKM
 4x AM72011AKM
 6x AM09292AWC
 4x AM16331AWC

4x AM01480AKM
 1x AM01480F
 6x AM01480AWC
 3x AM04983AWC
 2x AM18280AWC
 1x AM18280APG
 2x AM18281AWC
 1x AM18281APG
 5x AM17055AWC
 2x AM17055F
 1x AM03770AWC
 1x AM03771AWC

3x AM17609KC
 4x AM09622AKM
 1x AS-HHC43-06
 1x AS-HHC43-07
 1x AM09187AKM
 1x AM09186AKM
 2x AM09922AWC
 1x AM10233AWC
 3x AM08483AWC
 2x AM08483AKM
 1x AM08483F


1x AM80855MCX
 2x AM04984AWC
 1x AM74681AKM
 1x AM74681AWC
 1x AM17845AKM
 1x AM16648AWC
 1x AM16647AWC
 2x AM18783APG
 1x AM74678AKM



1x
AM76951F



1x
AM78540F



1x
AM73755F



4x
AM18677AWC




1x
AM18567AWC

Missing pieces? • Pièces manquantes?

¿Partes faltantes? • Perdeu peças?
Fehlende Teile? • Не хватает деталей?

support.megabrands.com

1x
AM80869AYB



1x
AM80907MM



2x
AM79770ZD



2x
AM79769ZD




1x
AM19772MM



1x
AM19980X



1x
AM80852AGQ



1x
FIG-HHC43-A



1x
FIG-HHC43-B



1x
FIG-HHC43-C



1x
FIG-HHC43-D



CNC84*



HDP54*

HHJ02*

HHC35*



HDP59*



HHC42*

*CNC84 / HDP54 / HHJ02 / HHC35 / HDP59 / HHC42 / Set(s) sold separately and subject to availability. / Ensemble(s) vendu(s) séparément. Certains produits peuvent ne pas être commercialisés. / Se vende(n) por separado y está(n) sujeto(s) a disponibilidad. / Conjunto(s) vendido(s) em separado e sujeito(s) à disponibilidade. / Set in vendita separatamente, secondo disponibilità. / Das/Die Set(s) sind separat erhältlich. / Zestaw(y) sprzedawany(e) oddzielnie w zależności od dostępności. / Set(s) apart verkrijgbaar en afhankelijk van beschikbaarheid. / Набор(ы) продаются отдельно, при наличии. / Set selges separat og så længe lager haves. / Seten säljs separat så länge lagret räcker. / Settet/settene selges separat så langt lageret rekker. / Pakkaus/pakkaukset myydään erikseen, saatavuus voi vaihdella. / Το(α) σετ πωλούνται ξεχωριστά και ανάλογα με τη διαθεσιμότητα. / Setler ayrı olarak satılır, stoklara sınırlıdır. / Set (sety) se prodává (prodávají) samostatně dle aktuální nabídky. / Súprava/-y sa predáva(jú) samostatne a podľa dostupnosti. / A készlet(ek) külön kapható(k), az elérhetőség változhat. / セット商品は別売りになります。在庫状況は別途ご確認ください。 / في المجموعة أو المجموعات على حدة وتخضع لتوافرها.

每套单独发售，按供货情况决定。

Mattel Europa - Gondel 1, 1186 MJ Amstelveen, Nederland. Mattel U.K. Limited, The Porter Building, 1 Brunel Way, Slough SL1 1FQ, UK. Mattel France, Parc de la Cerisaie, 1/3/5 allée des Fleurs, 94260 Fresnes Cedex. N° Cristal 0969 36 99 99 (Numéro non surtaxé) ou www.lesjouetsmattel.fr Mattel Belgium, Trade Mart, Atomiumsquare, Bogota 202 - B 275, 1020 Brussels. Gratis nummer België: 0800 - 16 936 - Gratis nummer Luxemburg: 800 - 22 774 - Gratis nummer Nederland: 0800 - 262 88 35. Deutschland: Mattel GmbH, Solmsstraße 4, D-60486 Frankfurt am Main, Schweiz: Mattel AG, Kirchstrasse 24, CH-3097 Liebfeld. Österreich: Mattel Ges.m.b.H., Campus 21, Liebermannstraße A01 404, A- 2345 Brunn/Gebrige. Mattel Italy Srl, Via Bracco, 6-MAC 6, 20159 Milano, Italy. Servizio assistenza clienti: Customersrv.italia@mattel.com - Numero verde 800 11 37 11. Mattel España, S.A., Aribau 200, 08036 Barcelona. cservicio.spain@mattel.com Tel: 900 102 390 http://www.service.mattel.com/es. Mattel East Asia Ltd., Room 503-09, North Tower, World Finance Centre, Harbour City, Tsimshatsui, HK, China. Tel: (852) 3185-6500. Diimport & Diedarkan Oleh: Mattel Continental Asia Sdn Bhd. Level 19, Tower 3, Avenue 7, No. 8 Jalan Kerinci, Bangsar South, 59200 Kuala Lumpur, Malaysia. Mattel South Africa (PTY) LTD, Office 102.13, 30 Melrose Boulevard, Johannesburg 2196. Dystrybutor: Mattel Poland Sp. z o.o., Warsaw Trade Tower 34 p., ul. Chłodna 51, 00-867 Warszawa. Mattel Australia Pty. Ltd., 658 Church St., Richmond, Victoria, 3121. Consumer Advisory Service - 1300 135 312. Mattel AEBE, Εθνάρχου Μοσχάτου 1, Κτήριο Κ-2, ΤΚ 17561, Ποσειδώνος. Mattel Oyuncakçılık Tic. Ltd. Şti. İçerenköy Mah., Erkut Sok. A Blok No:12 Üner Plaza Kat:9-10 34752 Ataşehir İstanbul. Tel: 0216 570 75 00. Импортёр/Уполномоченная организация: ООО "МАТТЕЛ" Российская Федерация, 105120 Москва, 2-й Сыромляннский переулок, 1; +7 495 287 79 39. Mattel Czech Republic s.r.o., The Forum, Václavské nám. 19, 11000 Praha1. Mattel, 333 Continental Boulevard, El Segundo, CA 90245, USA. Mattel Canada Inc., Mississauga, Ontario L5R 3W2. Consumer Services: You may call us free at/ Composez sans frais le 1-800-524-8697. Importado y distribuido por Mattel de México, S.A. de C.V., Miguel de Cervantes Saavedra No. 193, Pisos 10 y 11, Col. Granada, Alcaldía Miguel Hidalgo, C.P. 11520, México, Ciudad de México, R.F.C. MME-920701-NB3. Tels: 59-05-51-00 Ext. 5206 ó 01-800-463-59-89. Mattel Chile, S.A., Avenida Américo Vespucio 501-B, Quilicura, Santiago. Tel: 1230-020-6213. Servicio al consumidor Venezuela: Tel: 0-800-100-9123. Mattel Argentina, S.A., Av. Libertador 1000, Piso 11 - Oficinas 109 y 111, Vicente López - Prov. Buenos Aires. Tel: 0800-666-3373. Mattel Colombia, S.A., Calle 123#7-07 P5, Bogotá. Tel: 01800-710-2069. Mattel Perú, S.A., Av. Juan de Arona # 151, Centro Empresarial Juan de Arona, Torre C, Piso 7, Oficina 704, San Isidro, Lima 27, Perú. RUC: 20425853865. Reg. Importador: 02350-12-UE-DIGESA. Tel: 0800-54744. E-mail Latinoamérica: servicio.clientes@mattel.com. Mattel do Brasil Ltda. - CNPJ: 54.558.002/0001-20 - Rua Verbo Divino, 1488 - 2º. Andar - 04719-904 - Chácara Santo Antônio - São Paulo - SP - Brasil. Serviço de Atendimento ao Consumidor: fone 0800 575 0780. E-mail: sac.matteldobrazil@mattel.com

BUILD BIGGER BATTLES

IMAGINEZ DES BATAILLES TOUJOURS PLUS GRANDES



CONSTRUYE BATALLAS AÚN MÁS GRANDES • CONSTRUA BATALHAS MAIORES
BAUE NOCH GRÖßERE SCHLACHTEN • ПОСТРОЙТЕ НОВЫЕ БИТВЫ

Mattel Canada Inc. Mississauga, Ontario L5R 3W2.
MADE IN CHINA. FABRIQUÉ EN CHINE. FABRICADO NA / HECHO EN CHINA.
ИЗГОТОВЛЕНО В КИТАЕ. ÇIN'DE ÜRETİLMİŞTİR. صنع في الصين

©2022 MEGA Brands &™ MEGA Brands.

WEB-HHC43-01



© 2022 Microsoft Corporation. All Rights Reserved. Microsoft, Halo, the Halo logo, Xbox, the Xbox logo, and 343 Industries are trademarks of the Microsoft group of companies.



1186 MJ, 1, NL

©D714,887, D781,964, D797,203, D841,101

