






Bottom 5 states by non-current percentage

	Non-curr % 2000-current	November 2023	Year-over-year change	● Peak	● Date of peak	● Low	● Date of low
California		2.24%	-2.64%	16.09%	Feb-10	1.53%	Dec-04
Idaho		2.16%	7.26%	10.55%	Jan-10	1.76%	May-22
Washington		2.07%	-0.40%	9.68%	Jan-12	1.83%	Mar-23
Montana		2.06%	-8.42%	7.59%	Feb-10	1.95%	Mar-23
Colorado		1.99%	-4.01%	8.64%	Feb-10	1.80%	Mar-23