

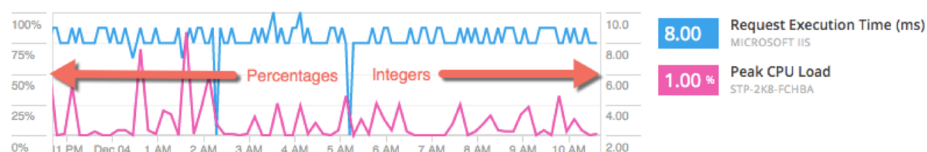
Cross-Stack IT Data Correlation

With PerfStack and the Orion Platform

When downtime hits, it's all hands on deck, but it's up to you to find the problem and solve it fast. To avoid lost revenue and productivity—not to mention an angry boss—you need to correlate data across your environment. PerfStack™, a feature of the SolarWinds® Orion® Platform, provides cross-stack correlation for your IT data—whether it's your network, application, virtual server, web performance, database, or storage metrics—and helps you solve your most challenging infrastructure problems.

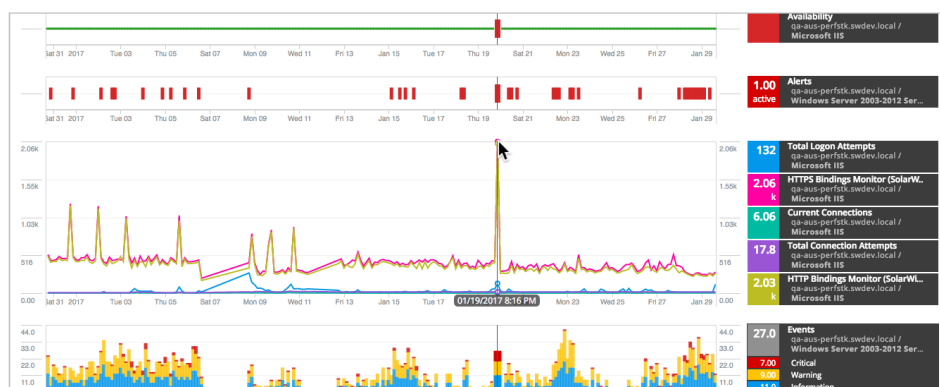
SIDE-BY-SIDE DATA COMPARISON

When it comes to troubleshooting performance issues within your IT environment, your data is likely going to have different data types. Whether you're looking at network interface utilization, application performance counters, VM host memory utilization, or storage IOPS, the PerfStack dashboard gives you the ability to compare these data types side by side. Simply drag and drop the metrics of interest to the chart, and PerfStack will overlay them for easy correlation and performance analysis.



TIME-SERIES CORRELATION

Imagine you're alerted to an application slowdown at 10:03 a.m. on a Friday. How do you know if the cause is in the network, your systems, or your storage? With the PerfStack dashboard, you can visually correlate data from each of these entities on a common timeline to help you solve problems faster and reduce the impact on your end users. There's no need to switch from tool to tool to identify root cause.



For more information visit
solarwinds.com/perfstack

“PerfStack is a great addition to monitoring and putting these into a dashboard is great for monitoring those critical elements that tend to go awry.”

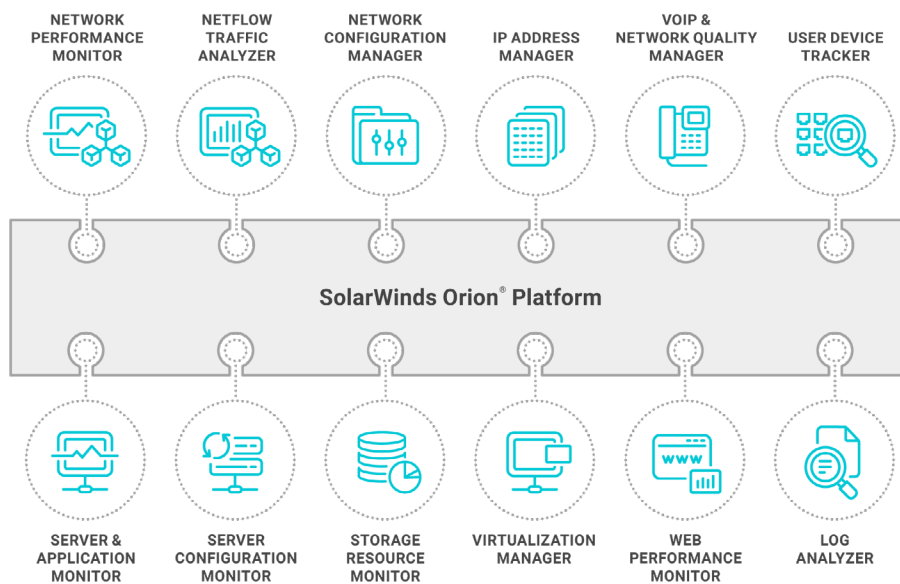
tallyrich, THWACK user

CROSS-FUNCTIONAL COLLABORATION

It's all about reliably delivering apps and services to your end users, and as an IT administrator, you can no longer live in silos. Cross-functional collaboration is critical to resolving problems as quickly as possible. If you're a network admin and rule out a network problem, PerfStack gives you the ability to easily share your data analysis with your counterpart on the systems team. Simply create a new analysis project and share the URL across the team, and everyone will see the same data presented in an intuitive dashboard. *Hint:* Click the related entities icon to display nodes, applications, servers, and other entities related to the selected node in the Metric Palette so you can check whether metrics are causing issues.

UNIFIED IT MONITORING WITH THE SOLARWINDS ORION PLATFORM

The Orion Platform is the foundation on which several SolarWinds products are installed, simplifying integration. It provides a common set of services across products—such as a U/I, dashboards, alerts, reports, and more—allowing products to share data for contextual visibility, relationship mapping, and troubleshooting.

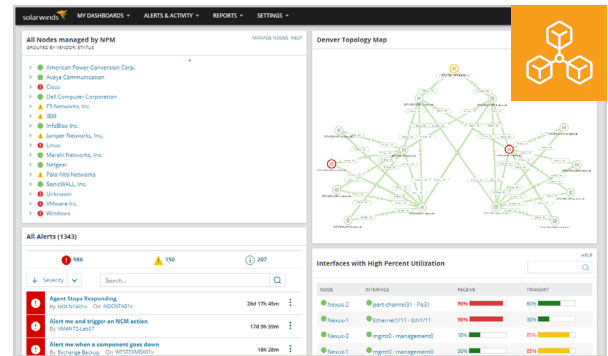


Some of the PerfStack-Enabled Solutions from SolarWinds

NETWORK PERFORMANCE MONITOR (NPM)

- Multi-vendor fault, performance, and availability software
- Critical hop-by-hop path analysis for on-premises, hybrid, and cloud services
- + PerfStack—Troubleshoot intermittent network slowdowns and slow resources at a branch office

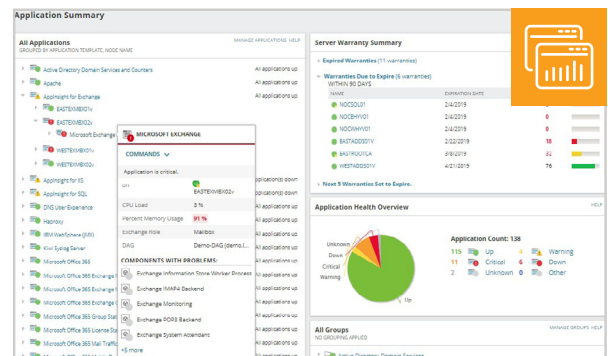
Download a free trial at solarwinds.com



SERVER & APPLICATION MONITOR (SAM)

- Server performance, capacity, and hardware health monitoring software
- Monitor 200+ applications from a single dashboard
- + PerfStack—Investigate application performance and verify resource allocation issues in hybrid environments for a specific application

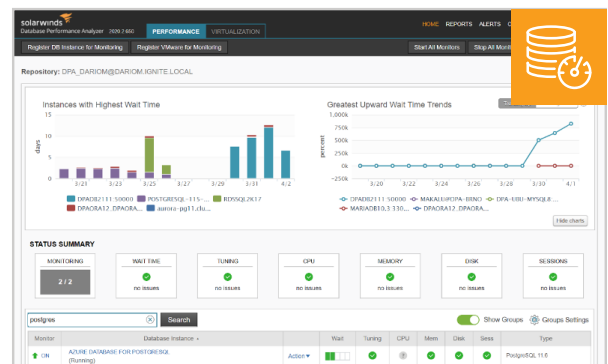
Download a free trial at solarwinds.com



DATABASE PERFORMANCE ANALYZER (DPA)

- See exactly what's impacting performance inside your database and get expert resolution advice
- Correlate response time with VM resources, host, and storage I/O with history and baselines
- + PerfStack—Stack different metrics and wait time dimensions in the same chart along with metrics like average CPU load from other Orion Platform products to find correlations

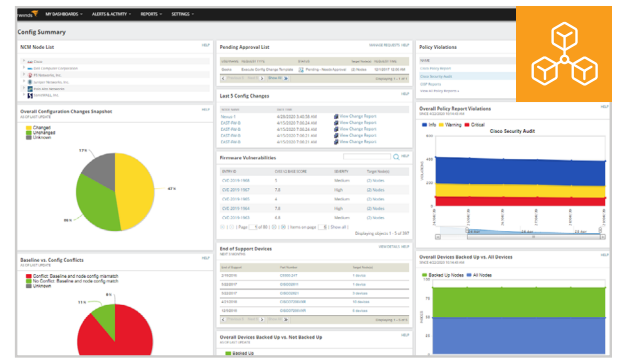
Download a free trial at solarwinds.com



NETWORK CONFIGURATION MANAGER (NCM)

- Multi-vendor network change, configuration, and compliance management solution for switches, routers, firewalls, and other network devices
- Automate and take total control of the entire life cycle of device configuration management
- + PerfStack—Visually cross-correlate configuration changes with the impact they have on the network

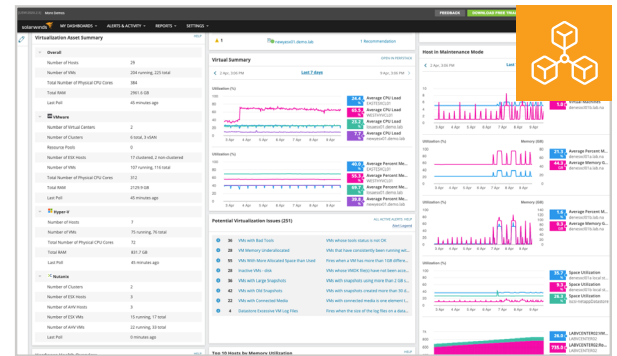
Download a free trial at solarwinds.com



VIRTUALIZATION MANAGER (VMAN)

- Comprehensive virtualization performance management and predictive recommendations
- VM sprawl management and powerful capacity planning tools
- + PerfStack – Correlate data to troubleshoot network traffic sent and received by virtual servers (hosts, clusters, datastores, and VMs), on-premises servers, and cloud instances

Download a free trial at solarwinds.com



STORAGE RESOURCE MONITOR (SRM)

- Multi-vendor storage performance and capacity monitoring software
- Instant visibility into all storage layers, extending to virtualization and applications
- + PerfStack—Correlate historic data from SRM and many other SolarWinds products in a single view

Download a free trial at solarwinds.com

