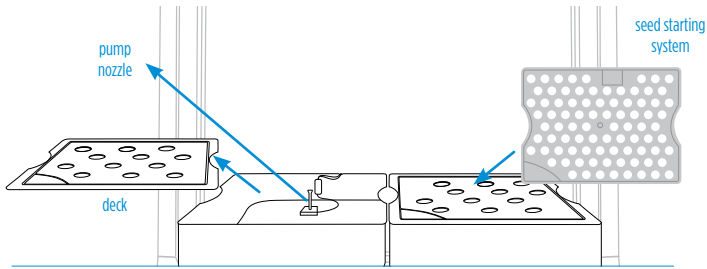


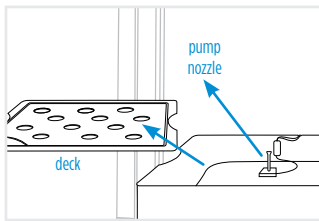
## Seed Starting Reference Guide

for ALL Seed Starting Systems (Sprout, Bounty, Harvest, & Farm)



Instructions apply to all models.

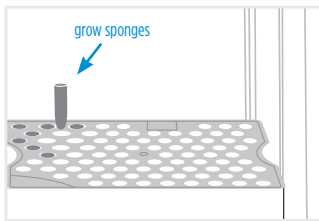
1



Remove and store your AeroGarden's deck (and pump nozzle if you have a Farm). You will need them again.

**Sprout:** Keep your water port cover. You will use it with your seed starting system as well.

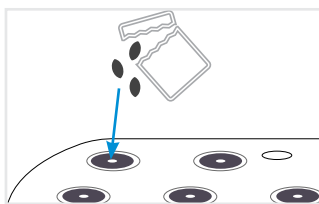
2



Insert the seed Starter Tray with Grow Sponges. Add fresh water to your reservoir up the "Fill to Here" line.

**TIP** For best results, soak the Grow Sponges in water for 24 hours before seeding.

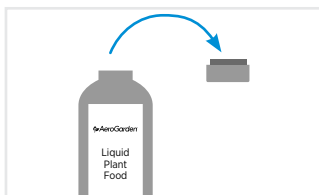
3



Insert seeds in Grow Sponge openings using fingertips or tweezers.

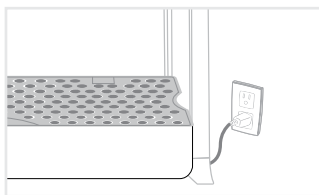
**TIP** For larger seeds, cut 1/2 opening in grow sponge with scissors and insert 1-2 seeds

4



Feed your garden with half the amount listed on the Plant Food package at startup and every 2 weeks.

5



**Sprout:** Plug in garden, you are good to go.

**Harvest Elite and Bounty:** Select Plant Type.

**Farm models:** Follow planting instructions.

## Helpful Seed Starting Tips



Keep lights 4-6" above your plants and add water as frequently as needed



Sponges are biodegradable. They can go directly into soil.



Hardening off seedlings before planting them outside is a critical step for success.

Remove the bowl from garden base (unplug pump) and place in a shady location outdoors for a few hours each day.

Gradually increase time until the plants can stay outdoors for 24 hours without wilting.

The process should take about one week.

Remember to return the bowl to the AeroGarden base when you bring them inside or if there is inclement weather (below 45°F / 7.2°C)



Your transplanted seedlings need water every day for the first 2 weeks, especially in dry sunny climates.



It's best to transplant seedlings on a cool, dry day.



Clean tray before reusing. It can be washed in soapy water or put on top rack of the dishwasher. (Remove water port cover)



Don't let the seedlings get too big before transplanting. 4-6" tall is big enough. Remember to harden them off!

**Keep me!**  
I can come in handy.

Use our Seed Starting System templates included to help you keep track of what you have planted.

NOTE: USE **ONLY HALF THE AMOUNT** LISTED ON THE PLANT FOOD PACKAGE WHEN USING THE SEED STARTING SYSTEM, AS OUTLINED BELOW

**Plant Food Requirements for Seed Starting:**

<b>3 Pod Models</b>	2 mL (1/2 capful) at startup and every 2 weeks
<b>6 &amp; 7 Pod Models</b>	4 mL (1 capful) at startup and every 2 weeks
<b>9 Pod Models</b>	4 mL (1 capful) at startup/ 2nd feeding 6 mL (1.5 capfuls) every 2 weeks thereafter
<b>12 Pod Models</b>	8 mL (2 capfuls) at startup/ 2nd feeding 12 mL (3 capfuls) every 2 weeks thereafter



## More About Your Seed Starting System

With the AeroGarden Seed Starting System you can use your AeroGarden to start seedlings for transplanting into an outdoor garden.

You can start your Spring plants, such as lettuce and broccoli, then clean your tray and start over with Summer plants such as tomatoes and cucumbers. You can also use your Seed Starting System to clone plant cuttings!

### When Should I Plant?


Seeds start quickly in an AeroGarden! In about 4 weeks (or sooner) your plants will be ready to transplant into an outdoor garden. Don't start your plants too soon!

If you are growing a cool-weather crop such as lettuce or broccoli, you can transplant in Spring or Fall, as long as the soil is workable.

If you are growing a warm-weather crop such as tomatoes or peppers, wait to transplant until the danger of a late frost has passed. Your seed packages will tell you the right time to plant outdoors in your area. Back up about 1 month from that planting date to start your seeds in the Seed Starting Tray.

Grow Sponges and Liquid Plant Food are available at [AeroGarden.com](http://AeroGarden.com)

## SPROUT SEED STARTING SYSTEM - 15 PODS




- 1. \_\_\_\_\_
- 2. \_\_\_\_\_
- 3. \_\_\_\_\_
- 4. \_\_\_\_\_
- 5. \_\_\_\_\_
- 6. \_\_\_\_\_
- 7. \_\_\_\_\_
- 8. \_\_\_\_\_

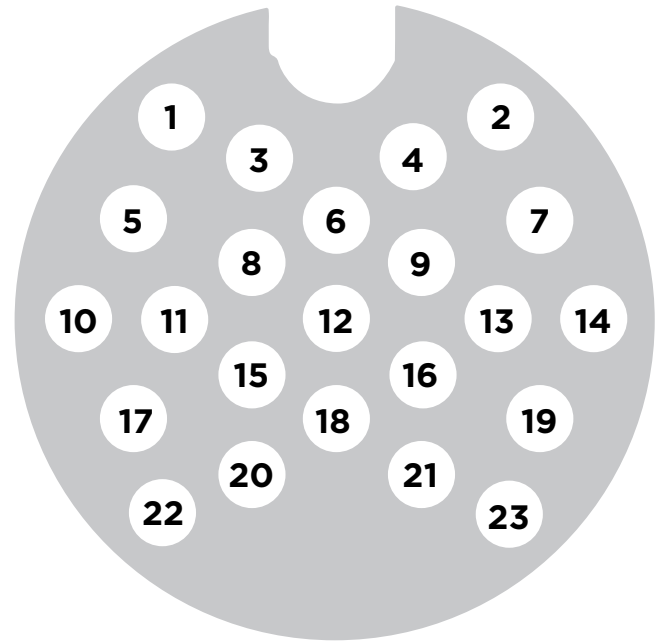
- 9. \_\_\_\_\_
- 10. \_\_\_\_\_
- 11. \_\_\_\_\_
- 12. \_\_\_\_\_
- 13. \_\_\_\_\_
- 14. \_\_\_\_\_
- 15. \_\_\_\_\_

# HARVEST SEED STARTING SYSTEMS - 23 PODS


For All AeroGarden Harvest models



*AeroGarden Harvest models*



*AeroGarden Harvest 360 models*



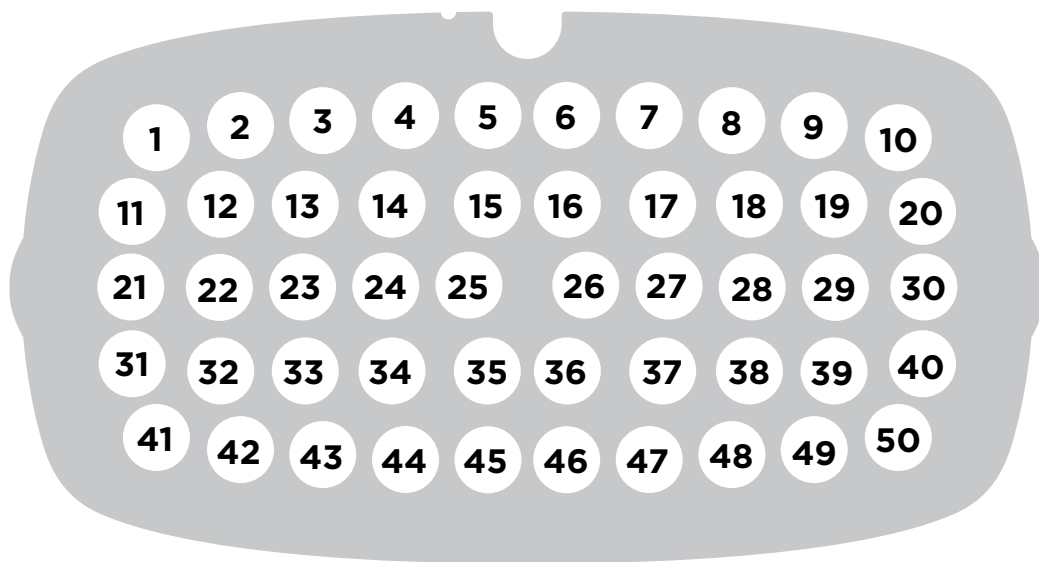
*AeroGarden Harvest Slim models*

1. \_\_\_\_\_
2. \_\_\_\_\_
3. \_\_\_\_\_
4. \_\_\_\_\_
5. \_\_\_\_\_
6. \_\_\_\_\_
7. \_\_\_\_\_
8. \_\_\_\_\_
9. \_\_\_\_\_
10. \_\_\_\_\_
11. \_\_\_\_\_
12. \_\_\_\_\_

13. \_\_\_\_\_
14. \_\_\_\_\_
15. \_\_\_\_\_
16. \_\_\_\_\_
17. \_\_\_\_\_
18. \_\_\_\_\_
19. \_\_\_\_\_
20. \_\_\_\_\_
21. \_\_\_\_\_
22. \_\_\_\_\_
23. \_\_\_\_\_

# BOUNTY SEED STARTING SYSTEM - 50 PODS

For All AeroGarden Bounty models



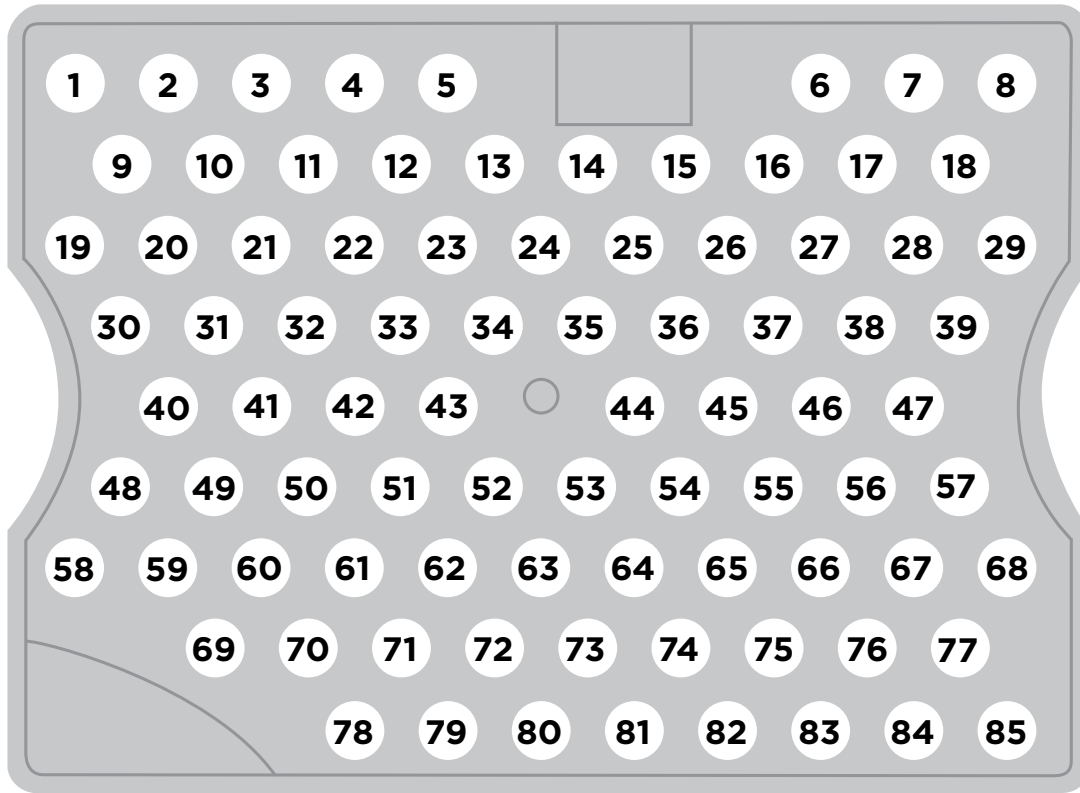
- 1. \_\_\_\_\_
- 2. \_\_\_\_\_
- 3. \_\_\_\_\_
- 4. \_\_\_\_\_
- 5. \_\_\_\_\_
- 6. \_\_\_\_\_
- 7. \_\_\_\_\_
- 8. \_\_\_\_\_
- 9. \_\_\_\_\_
- 10. \_\_\_\_\_
- 11. \_\_\_\_\_
- 12. \_\_\_\_\_
- 13. \_\_\_\_\_
- 14. \_\_\_\_\_
- 15. \_\_\_\_\_
- 16. \_\_\_\_\_
- 17. \_\_\_\_\_

- 18. \_\_\_\_\_
- 19. \_\_\_\_\_
- 20. \_\_\_\_\_
- 21. \_\_\_\_\_
- 22. \_\_\_\_\_
- 23. \_\_\_\_\_
- 24. \_\_\_\_\_
- 25. \_\_\_\_\_
- 26. \_\_\_\_\_
- 27. \_\_\_\_\_
- 28. \_\_\_\_\_
- 29. \_\_\_\_\_
- 30. \_\_\_\_\_
- 31. \_\_\_\_\_
- 32. \_\_\_\_\_
- 33. \_\_\_\_\_
- 34. \_\_\_\_\_

- 35. \_\_\_\_\_
- 36. \_\_\_\_\_
- 37. \_\_\_\_\_
- 38. \_\_\_\_\_
- 39. \_\_\_\_\_
- 40. \_\_\_\_\_
- 41. \_\_\_\_\_
- 42. \_\_\_\_\_
- 43. \_\_\_\_\_
- 44. \_\_\_\_\_
- 45. \_\_\_\_\_
- 46. \_\_\_\_\_
- 47. \_\_\_\_\_
- 48. \_\_\_\_\_
- 49. \_\_\_\_\_
- 50. \_\_\_\_\_

# FARM SEED STARTING SYSTEM - 85 PODS

For All AeroGarden Farm models



- |           |           |           |           |
|-----------|-----------|-----------|-----------|
| 1. _____  | 23. _____ | 45. _____ | 67. _____ |
| 2. _____  | 24. _____ | 46. _____ | 68. _____ |
| 3. _____  | 25. _____ | 47. _____ | 69. _____ |
| 4. _____  | 26. _____ | 48. _____ | 70. _____ |
| 5. _____  | 27. _____ | 49. _____ | 71. _____ |
| 6. _____  | 28. _____ | 50. _____ | 72. _____ |
| 7. _____  | 29. _____ | 51. _____ | 73. _____ |
| 8. _____  | 30. _____ | 52. _____ | 74. _____ |
| 9. _____  | 31. _____ | 53. _____ | 75. _____ |
| 10. _____ | 32. _____ | 54. _____ | 76. _____ |
| 11. _____ | 33. _____ | 55. _____ | 77. _____ |
| 12. _____ | 34. _____ | 56. _____ | 78. _____ |
| 13. _____ | 35. _____ | 57. _____ | 79. _____ |
| 14. _____ | 36. _____ | 58. _____ | 80. _____ |
| 15. _____ | 37. _____ | 59. _____ | 81. _____ |
| 16. _____ | 38. _____ | 60. _____ | 82. _____ |
| 17. _____ | 39. _____ | 61. _____ | 83. _____ |
| 18. _____ | 40. _____ | 62. _____ | 84. _____ |
| 19. _____ | 41. _____ | 63. _____ | 85. _____ |
| 20. _____ | 42. _____ | 64. _____ |           |
| 21. _____ | 43. _____ | 65. _____ |           |
| 22. _____ | 44. _____ | 66. _____ |           |