

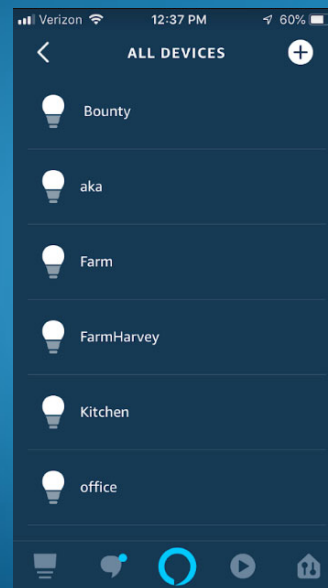
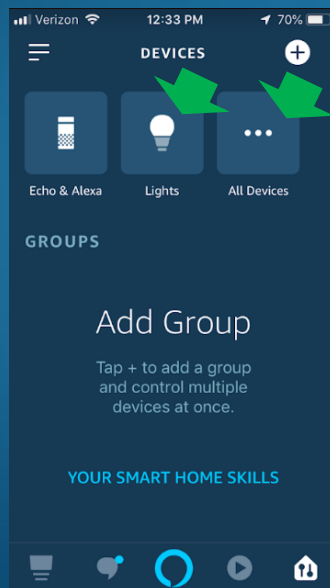
## ALEXA & AEROGARDEN – TROUBLESHOOTING & SOME TIPS

Did you pair your AeroGarden with Alexa, but Alexa does not seem to recognize your AeroGarden? It could be that Alexa knows your AeroGarden by a different name.

You can see what name Alexa has for your AeroGarden in the Alexa App.

- Go to the Devices Page and either click on “Lights” or “All Devices”
- Alexa will have a list of all your Smart Home devices here, including what you named your AeroGarden

You just have to make sure that when you talk to Alexa, you call it by the name she knows



### TIP

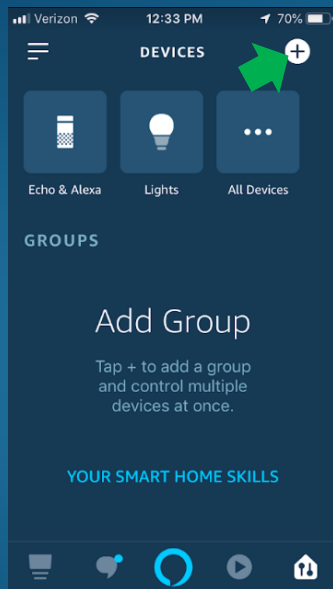
If you ever change the name of your AeroGarden on the Alexa App, it will not change the name you gave your AeroGarden when you paired it to the AeroGarden App.

Alexa will use the new name you have given the AeroGarden in the Alexa App.

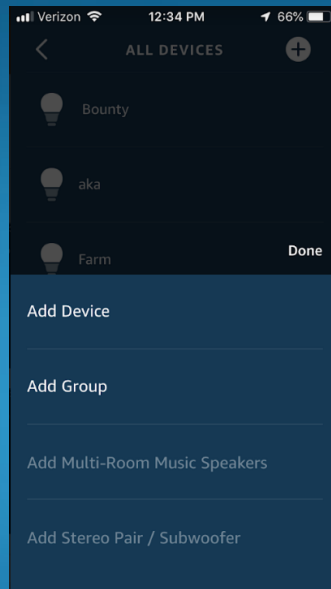
## And what if you get a new Wi-Fi Enabled AeroGarden?

After pairing your AeroGarden to the AeroGarden App, go to the Alexa App on your smart device and follow these instructions:


1. From your Devices Home page, click on the “+” symbol to Add a New Device



2. Select Add Device from the Menu



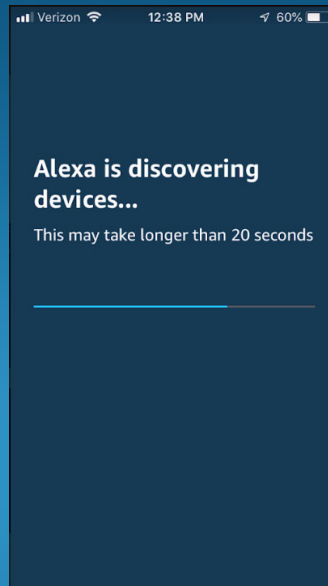
3. Select a “Light” device from the all the devices choices



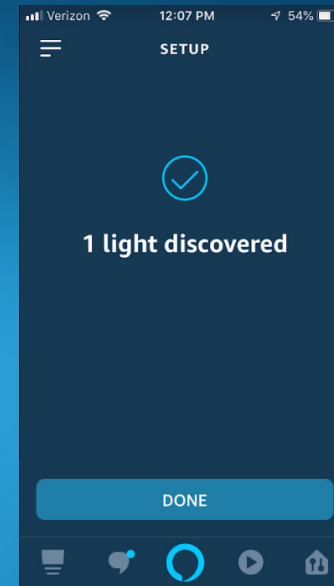
4. From all the Light brands, select "Other" at the bottom



5. Allow Alexa to discover your AeroGarden



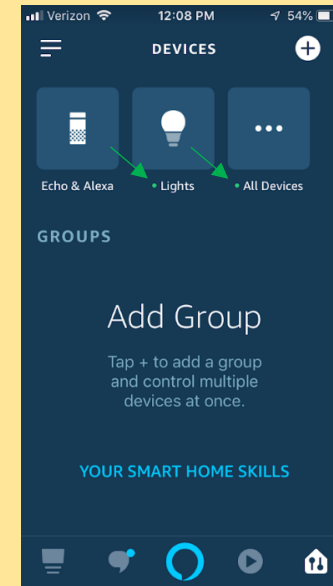
6. You will get confirmation that your garden was added



You went through the “Add a New Device” process but Alexa did not seem to recognize your AeroGarden?

### TIP

Try refreshing your Alexa App by completely closing it out and open it back up. If the addition was successful (even though you did not get the confirmation) you will see that Alexa added a new device by adding a small green dot under your Lights and Devices



You cannot find the AeroGarden Skill under the Search section in the Alexa App?

Make sure your Amazon account was opened in the U.S. The AeroGarden Skill is not available outside the U.S.

