

 AeroGarden[®]

Stem Grow Light

**Quick Start
Guide**



A Solution for
Plant Lighting

**Go on, level up your
house plant game with
our innovative grow light
system customizable to
your plant's needs.**

aerogarden.com

Stem Grow Light

Assembly Instructions

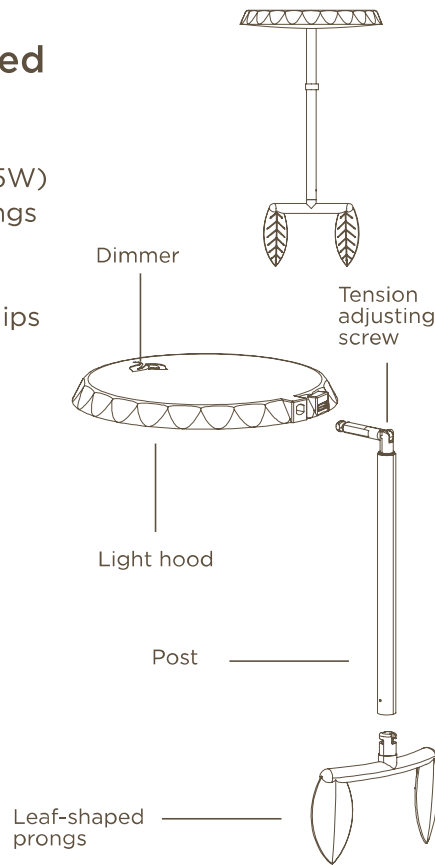

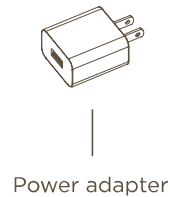
- 1** Insert leaf-shaped prongs into the bottom of the post and twist until they lock. They provide stability for your grow light.
- 2** Connect the post to the LED light hood and push it in until it clicks.
- 3** Connect the power cord to the hood and the power adapter.
- 4** Insert your grow light in the soil of your plant's pot using the leaf-shaped prongs. If needed, increase the height by extending the post.
Note: Do not push/pull by the LED light hood when adjusting lamp height or placing in the pot. We recommend leaving a minimum of 3.5" between the grow light and the top of your plant.
- 5** Plug in your grow light to start your 10-hour Light ON cycle. Your grow light will now turn ON and OFF automatically.
- 6** Touch the leaf logo to turn on/dim/off your light. To unlock more features (light modes, custom lights schedules, and more), download the AeroGarden App on the App Store® or Google Play™ store.

Tips and Tricks

- 1** Use the post clip to keep your power cord tidy.
- 2** Gently tilt the LED light hood up/down to adjust to your plant's needs.
- 3** For best results, maintain about 3.5" between the grow light and the top of your plant.
- 4** To change when your light comes ON each day, unplug your light and plug it back in at your desired start time.
- 5** AeroGarden Grow Lights provide customization for your plants. Experiment with light cycles, light modes, and dimming levels that work for you and your plants.
- 6** Turn off or dim your grow lights at any time. They'll come on again at their next scheduled ON time.

What's Included

- LED light hood (5W)
- Leaf-shaped prongs
- Power adapter
- Power cord
- (2) Plastic post clips



Unlock Additional Settings Through the AeroGarden App:

- Easy on/off
- Customizable 100-0% light dimming
- Customizable on/off light schedule, including adjustable length of time
- Customizable sunrise/sunset setting that provides a gentle change of your grow light to simulate sunrise and sunset
- 4 light modes to choose from: full spectrum, white, warm, and cool. Full Spectrum mode is the recommended default and provides optimal plant health. Additional light modes offer more color customizations and provide light for increased plant health.

Good to Know

- Connect your grow light to the AeroGarden app to unlock additional features. Download the AeroGarden App on the App Store® or the Google Play™ store.
- Your grow light will start its light ON cycle the moment it is plugged in.
- Preset light cycle is 10 hours ON and 14 hours OFF in a 24 hour cycle, turning on at the same time every day. Set custom light cycles in the app.
- Your grow light's post is about 13.5 inches long when fully extended.
- To avoid damage, do not collapse or extend your post by pulling or pushing on the LED hood.

IMPORTANT SAFETY INSTRUCTIONS

SAVE THESE INSTRUCTIONS

When using the AeroGarden® Grow Light, basic precautions should always be followed. Read all instructions before using your AeroGarden® product.

DANGER! - To reduce the risk of electric shock:

1. The Grow Light has a specific plug. Do not change or modify the plug in any way
2. Always unplug the Grow Light from electrical outlet before cleaning

WARNING! - to reduce risk of burns, fire, electric shock, or injury to persons:

3. Unplug the Grow Light from outlet before putting on or taking off parts
4. Please take proper precautions when operating a Grow Light near or by individuals requiring close supervision, including children
5. Use the Grow Light only for its intended use as described in its instructions
6. Never operate the Grow Light if it has a damaged cord or plug, if it's not working properly, if it has been dropped and damaged, or if it has been dropped in water. If any of these conditions occur, contact www.aerogarden.com/contact-us or your country's local distributor for instructions
7. Keep cord away from heated surfaces
8. Never operate furnishing with air openings blocked. Keep air openings free of lint, hair, and the like
9. Never drop or insert any object into any electrical openings
10. Do not use outdoors
11. Do not operate where aerosol (spray) products are being used or where oxygen is being administered
12. Do not touch moving parts, or hot parts, such as lights, reflective surfaces, and the like
13. To disconnect, remove plug from outlet
14. Do not place or submerge base, cord, plug, or light hood in water or other liquid to clean it
15. Do not allow water to contact hot LED Grow Light
16. Use only approved and supplied parts and accessories. Use of any other kind of accessory is not recommended.
17. Do not use the Grow Light for reasons other than its intended purpose
18. This product is intended for household and residential use only. This product is not approved for commercial applications
19. If supply cord is damaged, it must be replaced by the manufacturer, its service agent, or a similarly qualified technician in order to avoid hazard
20. Electrical wiring must be in accordance with local regulations
21. This appliance is not intended for use by persons (including children) with reduced physical, sensory or mental capabilities, or lack of experience and knowledge, unless they have been given supervision or instruction concerning use of appliance by a person responsible for their safety
22. Children should be supervised to ensure that they do not play with the appliance

This device complies with Part 15 of the FCC Rules. Operation is subject to the following two conditions: (1) this device may not cause harmful interference, and (2) this device must accept any interference received, including interference that may cause undesired operation.

Warning: Changes or modifications to this unit not expressly approved by the party responsible for compliance could void the user's authority to operate the equipment. Note: This equipment has been tested and found to comply with the limits for a Class B digital device pursuant to part 15 of the FCC Rules. These limits are designed to provide reasonable protection against harmful interference in a residential installation. This equipment generates, uses and can radiate radio frequency energy and if not installed and used in accordance with the instructions, may cause harmful interference to radio communications. However, there is no guarantee that interference will not occur in a particular installation. If this equipment does cause harmful interference to radio or television reception, which can be determined by turning the equipment off and on, the user is encouraged to try to correct the interference by one or more of the following measures: -Reorient or relocate the receiving antenna. -Increase the separation between the equipment and receiver. -Connect the equipment into an outlet on a circuit different from that to which the receiver is connected. -Consult the dealer or an experienced radio/TV technician for help.

The device has been evaluated to meet general RF exposure requirement. To maintain compliance with FCC's RF exposure guidelines, this equipment should be installed and operated with a minimum distance of 20cm between the radiator and your body.

Le présent appareil est conforme aux CNR d'Industrie Canada applicables aux appareils radio exempts de licence. L'exploitation est autorisée aux deux conditions suivantes : (1) L'appareil ne doit pas produire de brouillage, et; (2) l'utilisateur de l'appareil doit accepter tout brouillage radioélectrique subi, même si le brouillage est susceptible d'en compromettre le fonctionnement.

This device contains licence-exempt transmitter(s)/receiver(s) that comply with Innovation, Science and Economic Development Canada's licence-exempt RSS(s). Operation is subject to the following two conditions: (1) This device may not cause interference. (2) This device must accept any interference, including interference that may cause undesired operation of the device.

L'émetteur/récepteur exempt de licence contenu dans le présent appareil est conforme aux CNR d'Innovation, Sciences et Développement économique Canada applicables aux appareils radio exempts de licence. L'exploitation est autorisée aux deux conditions suivantes : (1) L'appareil ne doit pas produire de brouillage; (2) l'appareil doit accepter tout brouillage radioélectrique subi, même si le brouillage est susceptible d'en compromettre le fonctionnement.

LIMITED WARRANTY

WHAT IS COVERED – This warranty covers any defects in materials or workmanship, with the exceptions stated below.

HOW LONG COVERAGE LASTS – This warranty runs for one (1) year on the AeroGarden LED Grow Light from the date of original purchase, for the original purchaser/user.

WHAT IS NOT COVERED – The warranty shall not apply to problems arising from: normal wear; failure to adhere to enclosed operating instructions; serial numbered products if the serial number has been removed or defaced; products subject to negligence, accident, improper use, maintenance or storage; products damaged by circumstances beyond AeroGarden International Inc.'s control; loss or damage to removable parts; or products modified (including, but not limited to, modifications through the use of unauthorized parts or attachments) or repaired by anyone other than AeroGarden International, Inc., or its designee. This warranty excludes all incidental or consequential damages.

WHAT AEROGROW WILL DO – AeroGarden International, Inc., at its option, will repair any defect in materials or workmanship or will replace this product with ones of similar features and price. AeroGarden International, Inc.'s sole obligation and your exclusive remedy under this warranty shall be limited to such repair or replacement.

TO RETURN THIS PRODUCT – For any questions or concerns, or for more information, visit our website at www.aerogarden.com. Our customer service representatives are available via Live Chat and Email. Please do not return any product without contacting AeroGarden for return authorization. Unauthorized returns, as well as C.O.D. shipments, will be refused. For more information regarding returns, please see the Returns section at www.AeroGarden.com

Due to continuing improvements, actual product may differ slightly from the product described herein. Some states do not allow the exclusion or limitation of incidental or consequential damages, so the above limitation or exclusion may not apply to you. This warranty gives you specific legal rights, and you may have other legal rights that vary from state to state.



AeroGarden International, Inc., P.O. Box 18450, Boulder, CO 80308-1450
©2022 AeroGarden International, Inc. www.aerogarden.com AGST0501/02
Designed in Boulder, CO. Made in China.
Sold by: The Scotts Company
14111 ScottsLawn Road, Marysville, OH 43041

App Store is a trademark of Apple Inc. Google Play is a trademark of Google LLC.



800302

Electrical Ratings:
Adapter Input: 100-240VAC, 50/60Hz
Adapter Output: 5VDC, 2A
Grow Light Input: 5VDC, 1.2A