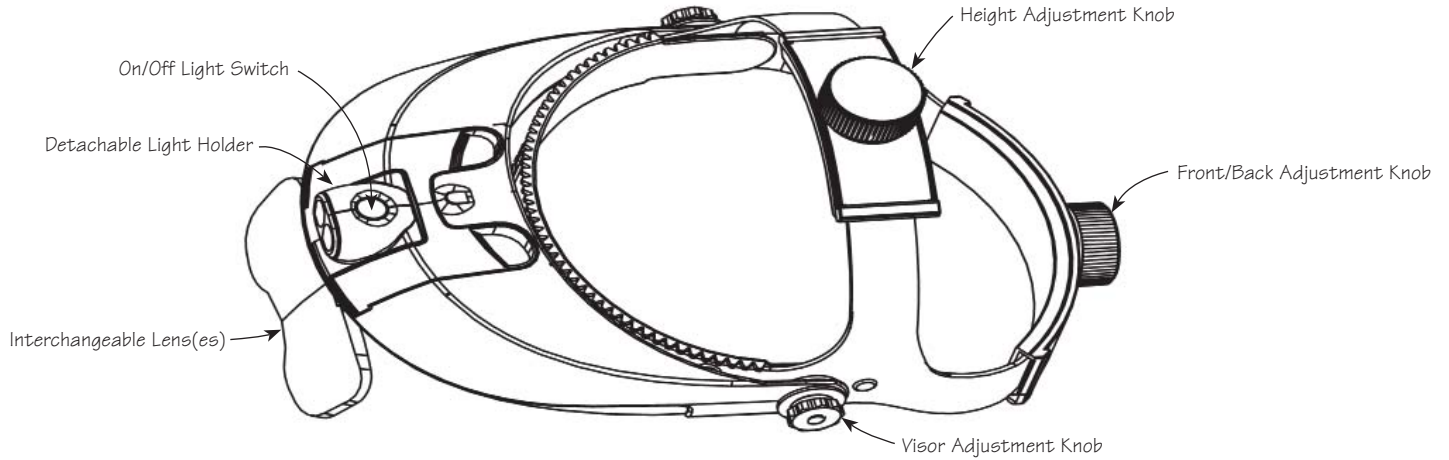



Headband Magnifier with LED Light



Magnification with Single Lens	Distance to Viewed Objects	Magnification with Two Lenses	Distance to Viewed Objects
1.0X	300 mm to 350 mm	3.0X	160 mm to 180 mm
1.5X	240 mm to 260 mm	4.0X	125 mm to 135 mm
2.0X	215 mm to 235 mm	4.5X	110 mm to 130 mm
2.5X	205 mm to 225 mm	5.0X	100 mm to 120 mm
3.5X	135 mm to 145 mm	5.5X	80 mm to 95 mm
		6.0X	60 mm to 85 mm

Installation of Lenses

The five detachable/interchangeable lenses provide 11 levels of magnification. They can be mounted singly or in pairs. See table above.

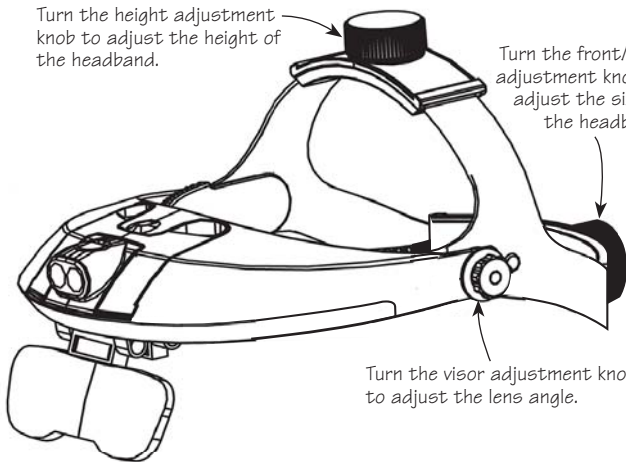


Adjusting the Headband

Turn the height adjustment knob to adjust the height of the headband.

Turn the front/back adjustment knob to adjust the size of the headband.

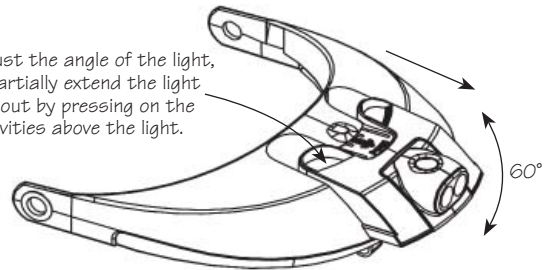
Turn the visor adjustment knob to adjust the lens angle.




LED Light

The light can be tilted for better illumination. It can also be detached and used as a stand-alone light.

To adjust the angle of the light, first partially extend the light holder out by pressing on the two cavities above the light.



To fully detach the light holder, press on the button marked PUSH, then pull the light holder out.



Stand-Alone Light



Changing Batteries

Three AAA batteries included.

Note: Remove the batteries when the light is not used for extended periods of time.

